

# Sycamore Ridge Parent Survey 2009~2010

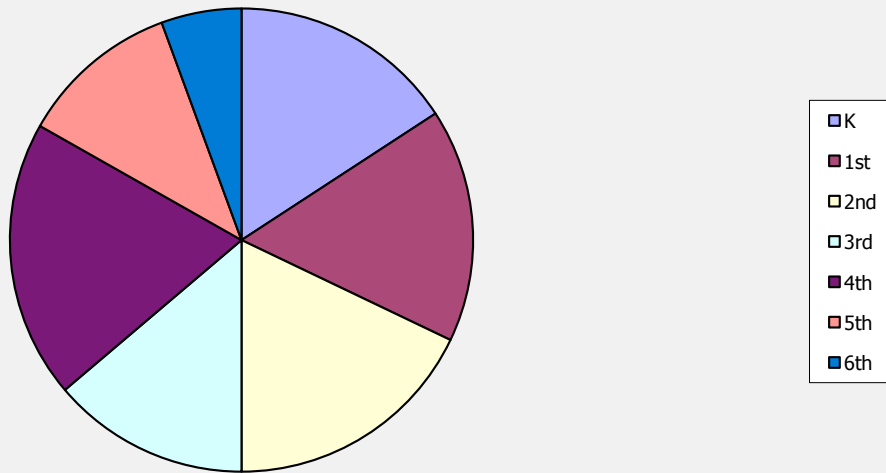
Student Identification Number- (this number can be found on the information flyer sent home with survey information) Please fill out a separate survey for each of your children at our school.

Answer Options	Response Count
	196
<i>answered question</i>	<b>196</b>
<i>skipped question</i>	<b>0</b>

## Grade Level of Child:

Answer Options	Response Percent	Response Count
K	15.8%	31
1st	16.3%	32
2nd	17.9%	35
3rd	13.8%	27
4th	19.4%	38
5th	11.2%	22
6th	5.6%	11
	<i>answered question</i>	<b>196</b>
	<i>skipped question</i>	<b>0</b>

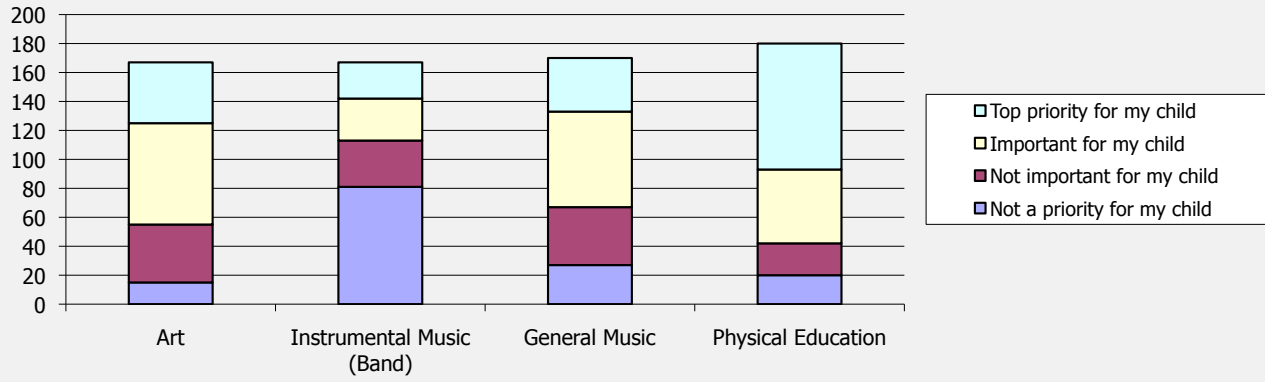
Grade Level of Child:



**By April 30, 2010 all DMUSD principals will make Extended Studies Programs (ESC) decisions for their schools. The purpose of this survey is to give parents an opportunity to express their opinion regarding ESC priorities in the areas or Art, Music, PE and school-specific programs. Note: This survey does not ask about Science and Technology because for the 2010-2011 school year, the Board has decided that DMUSD funds will support ESC teacher salaries for Science and Technology, while DMUSD funds will support only a portion of Art/Music/PE. Your responses to the following question will assist Mrs. Morris as she analyzes multiple sources of information to make the final decision about the Extended Studies Curricular area for the 2010-2011 school year.**

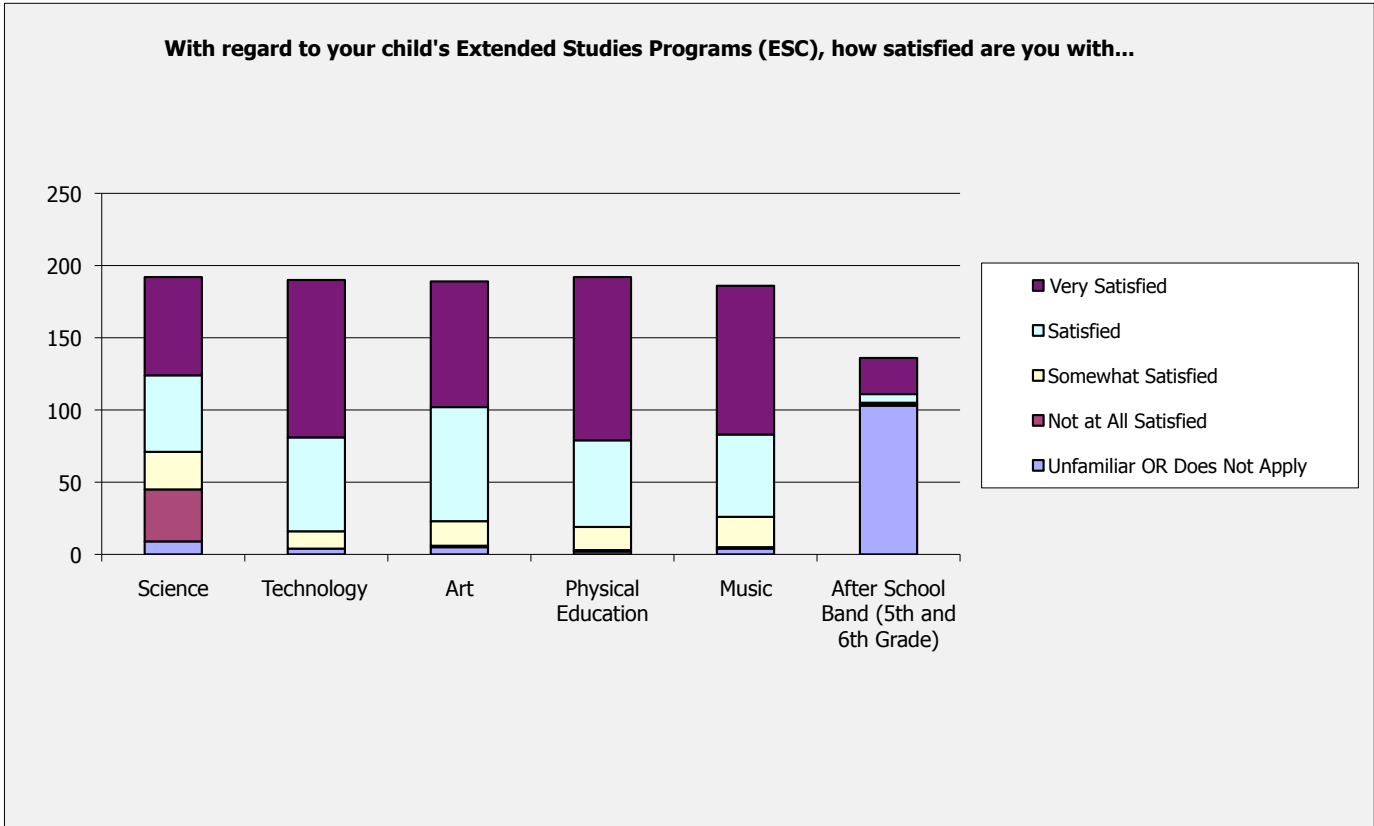
Answer Options	Top priority for my child	Important for my child	Not important for my child	Not a priority for my child	Response Count
Art	42	70	40	15	167
Instrumental Music (Band)	25	29	32	81	167
General Music	37	66	40	27	170
Physical Education	87	51	22	20	180
<i>answered question</i>					<b>193</b>
<i>skipped question</i>					<b>3</b>

**By April 30, 2010 all DMUSD principals will make Extended Studies Programs (ESC) decisions for their schools. The purpose of this survey is to give parents an opportunity to express their opinion regarding ESC priorities in the areas or Art, Music,**



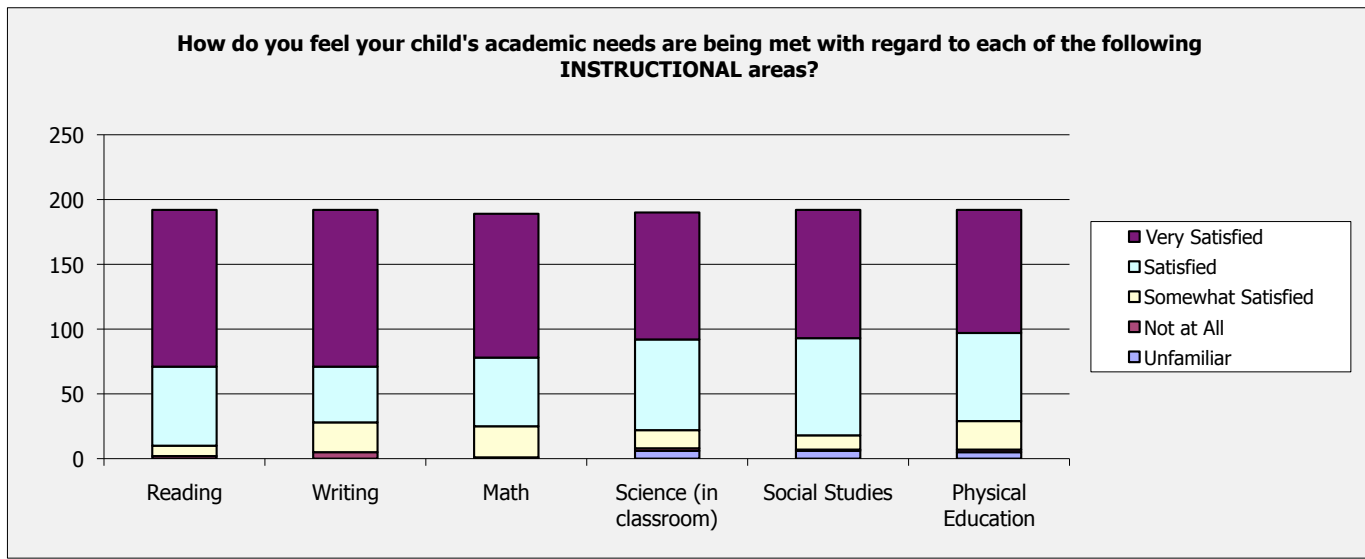
**With regard to your child's Extended Studies Programs (ESC), how satisfied are you with...**

Answer Options	Very Satisfied	Satisfied	Somewhat Satisfied	Not at All Satisfied	Unfamiliar OR Does Not Apply	Response Count
Science	68	53	26	36	9	192
Technology	109	65	12	0	4	190
Art	87	79	17	1	5	189
Physical Education	113	60	16	1	2	192
Music	103	57	21	1	4	186
After School Band (5th and 6th Grade)	25	6	1	1	103	136
Comments:						41
<i>answered question</i>						<b>193</b>
<i>skipped question</i>						<b>3</b>



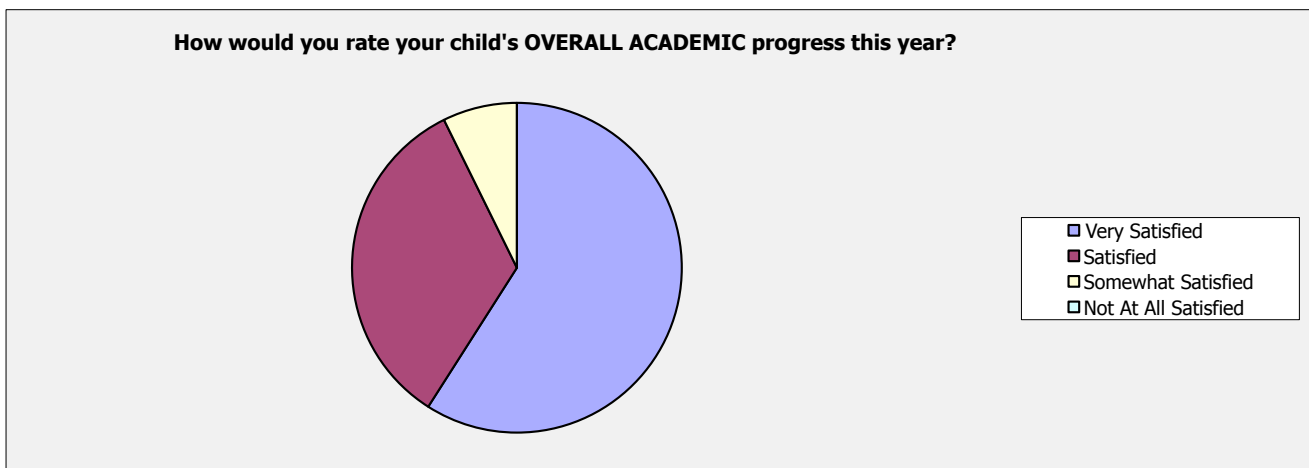
## How do you feel your child's academic needs are being met with regard to each of the following INSTRUCTIONAL areas?

Answer Options	Very Satisfied	Satisfied	Somewhat Satisfied	Not at All	Unfamiliar	Response Count
Reading	121	61	8	2	0	192
Writing	121	43	23	5	0	192
Math	111	53	24	1	0	189
Science (in classroom)	98	70	14	2	6	190
Social Studies	99	75	11	1	6	192
Physical Education	95	68	22	2	5	192
<b>answered question</b>						<b>193</b>
<b>skipped question</b>						<b>3</b>



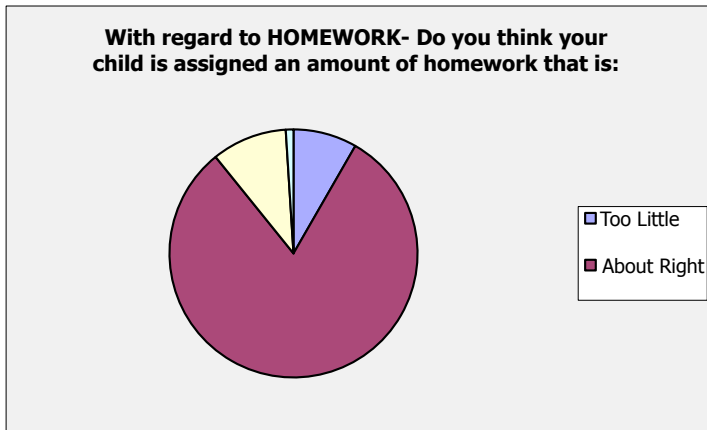
## How would you rate your child's OVERALL ACADEMIC progress this year?

Answer Options	Response Percent	Response Count
Very Satisfied	59.1%	114
Satisfied	33.7%	65
Somewhat Satisfied	7.3%	14
Not At All Satisfied	0.0%	0
Comments:		29
<b>answered question</b>		<b>193</b>
<b>skipped question</b>		<b>3</b>



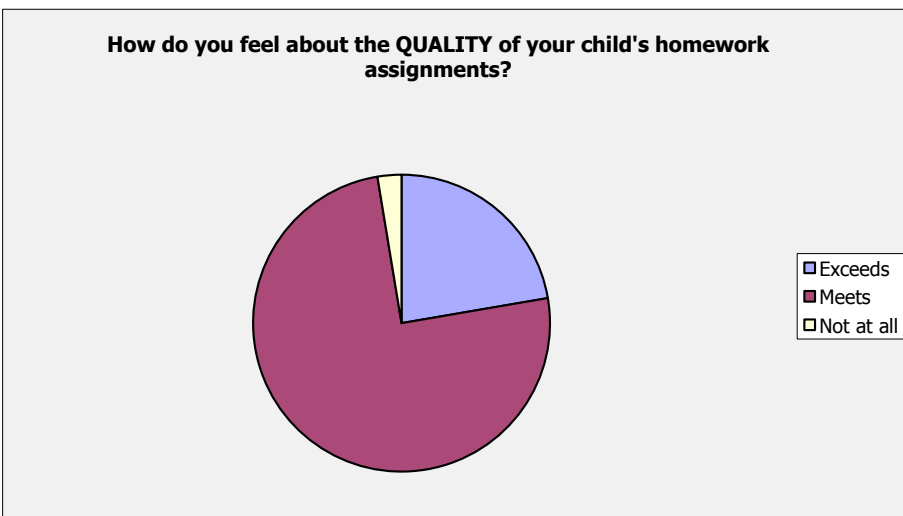
**With regard to HOMEWORK- Do you think your child is assigned an amount of homework that is:**

Answer Options	Response Percent	Response Count
Too Little	8.3%	16
About Right	80.8%	156
A little too much	9.8%	19
Way too much	1.0%	2
Comments:		14
<b>answered question</b>		<b>193</b>
<b>skipped question</b>		<b>3</b>

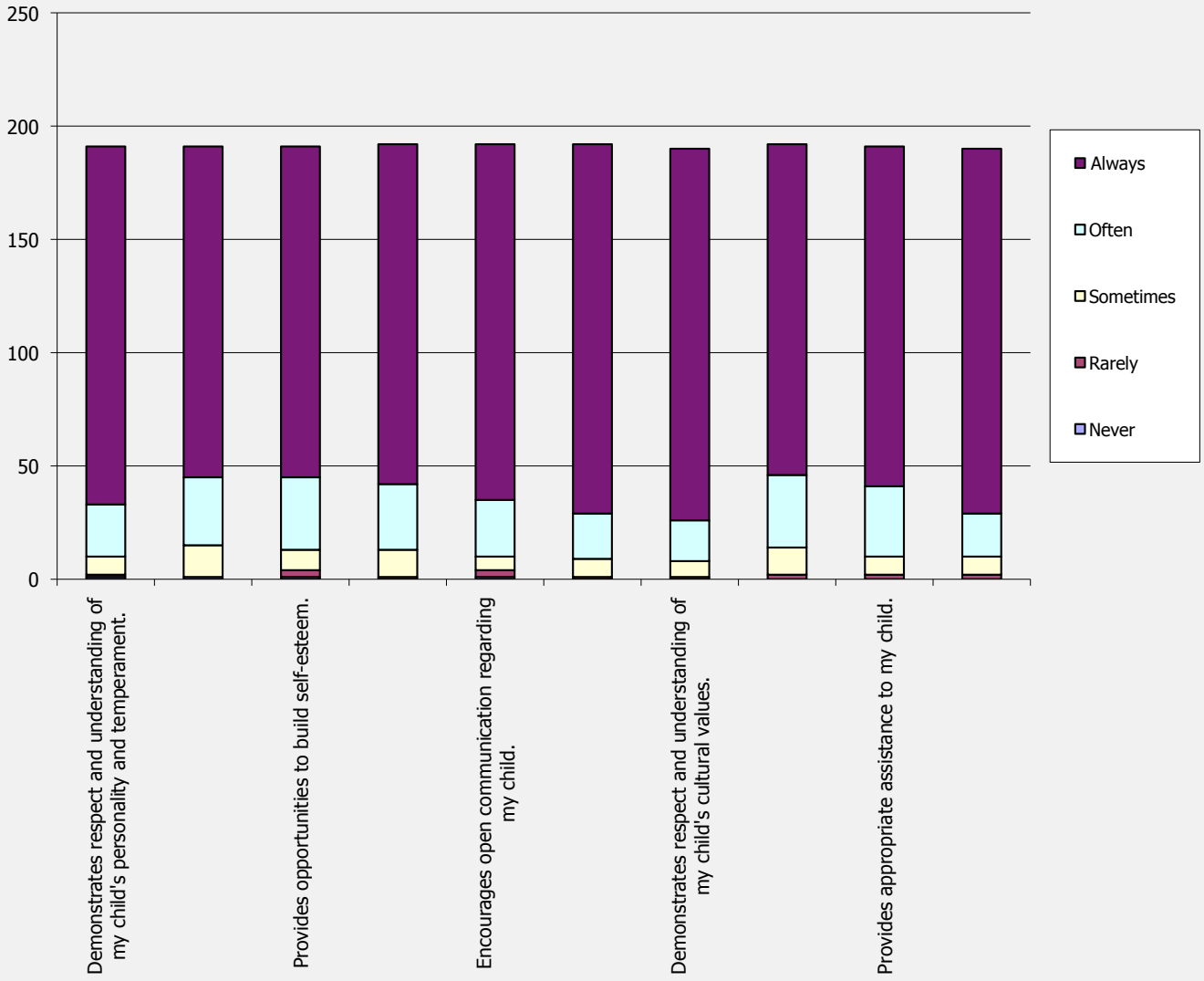


**How do you feel about the QUALITY of your child's homework assignments?**

Answer Options	Response Percent	Response Count
Exceeds	22.3%	43
Meets	75.1%	145
Not at all	2.6%	5
Comments:		16
<b>answered question</b>		<b>193</b>
<b>skipped question</b>		<b>3</b>

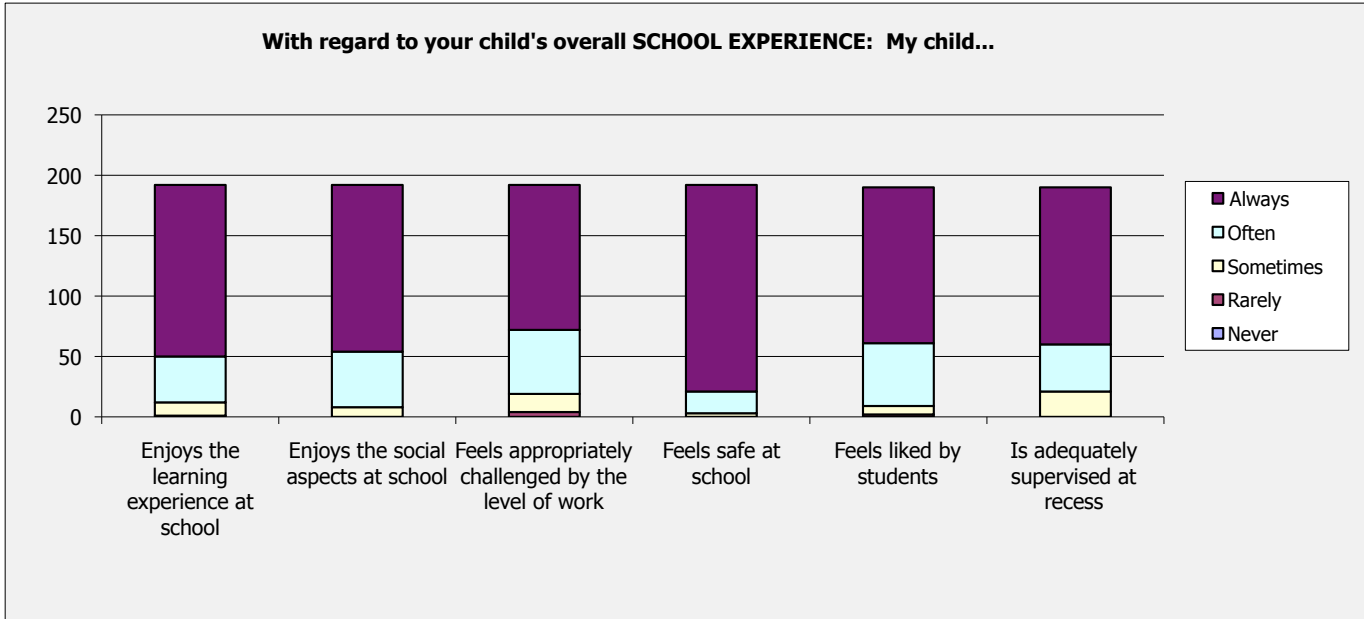


**With regard to your child's TEACHER: My child's teacher....**



### With regard to your child's overall SCHOOL EXPERIENCE: My child...

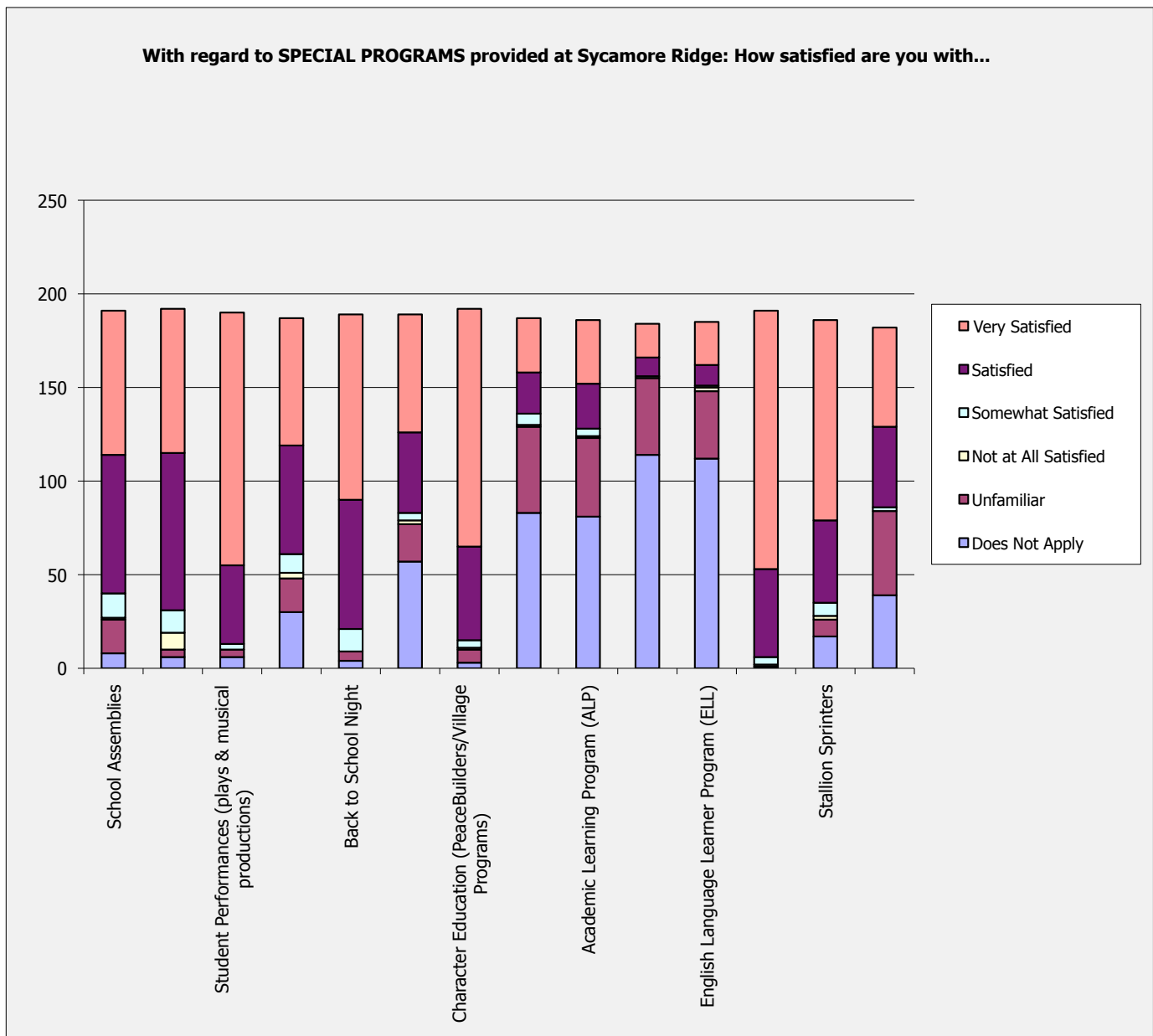
Answer Options	Always	Often	Sometimes	Rarely	Never	Response Count
Enjoys the learning experience at school	142	38	11	1	0	192
Enjoys the social aspects at school	138	46	8	0	0	192
Feels appropriately challenged by the level of work	120	53	15	4	0	192
Feels safe at school	171	18	3	0	0	192
Feels liked by students	129	52	7	2	0	190
Is adequately supervised at recess	130	39	21	0	0	190
Comments:						18
<b>answered question</b>						<b>192</b>
<b>skipped question</b>						<b>4</b>



**With regard to SPECIAL PROGRAMS provided at Sycamore Ridge: How satisfied are you with...**

Answer Options	Very Satisfied	Satisfied	Somewhat Satisfied	Not at All Satisfied	Unfamiliar	Does Not Apply
School Assemblies	77	74	13	1	18	8
Field Trips	77	84	12	9	4	6
Student Performances (plays & musical productions)	135	42	3	0	4	6
School Clubs	68	58	10	3	18	30
Back to School Night	99	69	12	0	5	4
Everyone a Reader Program (EAR)	63	43	4	2	20	57
Character Education (PeaceBuilders/Village Programs)	127	50	4	1	7	3
Study Buddies	29	22	6	1	46	83
Academic Learning Program (ALP)	34	24	4	1	42	81
Special Education	18	10	1	0	41	114
English Language Learner Program (ELL)	23	11	1	2	36	112
Library	138	47	4	1	0	1
Stallion Sprinters	107	44	7	2	9	17
School Site Council (SSC)	53	43	2	0	45	39

Please provide comments or suggestions to any somewhat satisfied or not at all satisfied

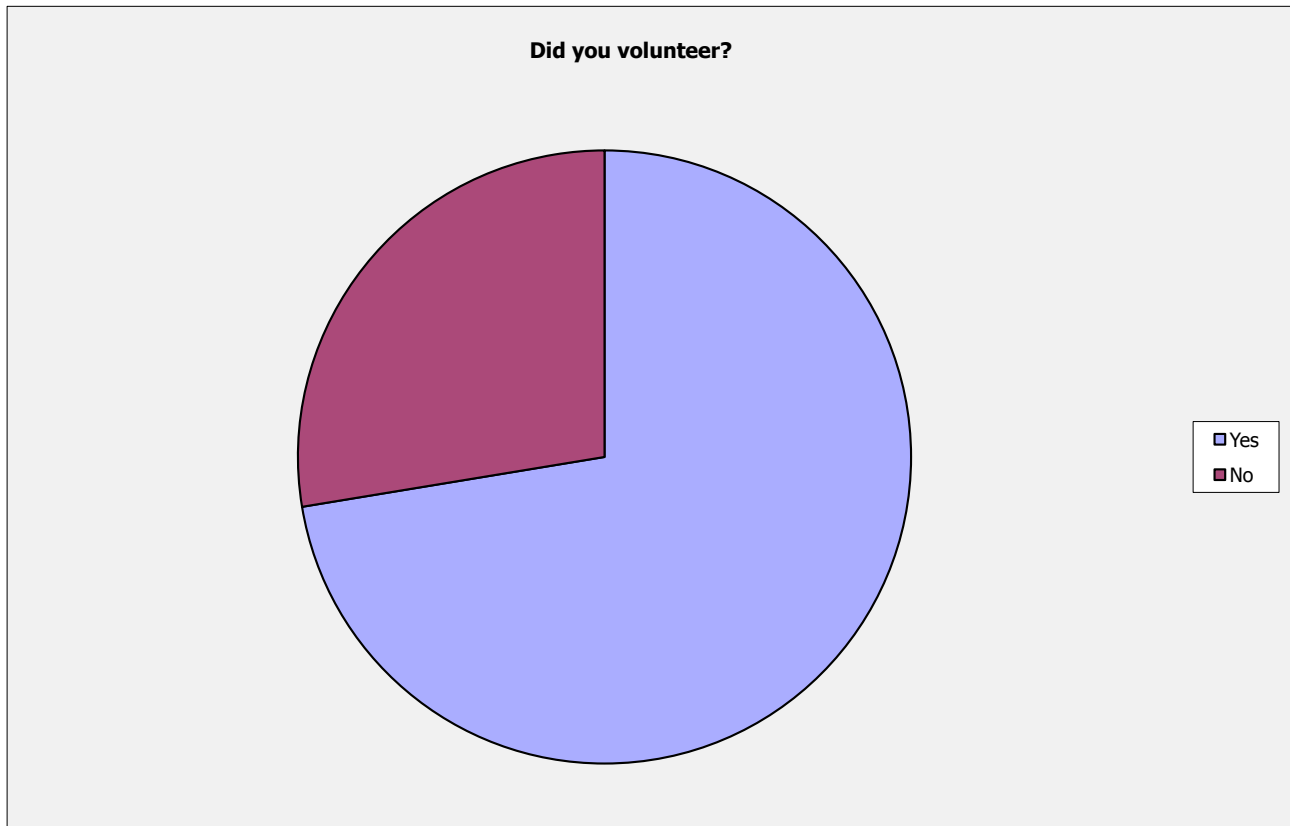


### With regard to PTA sponsored events: How satisfied are you with...

Answer Options	Very Satisfied	Satisfied	Somewhat Satisfied	Not at All Satisfied	Unfamiliar	Response Count	
Stallion Stampede	103	61	8	1	15	188	
RidgeRaising	74	66	14	4	27	185	
Jog A Thon	122	58	2	0	3	185	
Sally Foster	51	77	32	11	16	187	
Restaurant Nights	68	83	14	2	17	184	
Parent Education Nights	68	68	14	0	32	182	
Please provide comments or suggestions to any somewhat satisfied or not at all satisfied						20	
						<b>answered question</b>	<b>189</b>
						<b>skipped question</b>	<b>7</b>

### Did you volunteer?

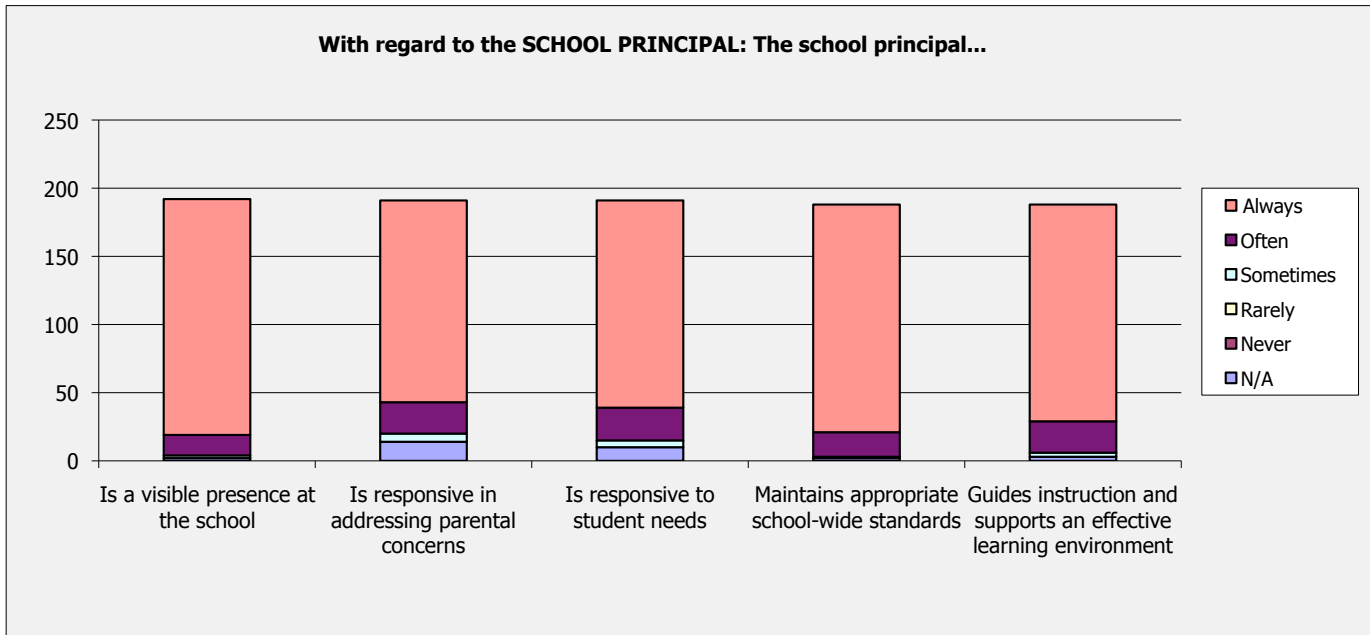
Answer Options	Response Percent	Response Count	
Yes	72.4%	134	
No	27.6%	51	
If no, please provide comments that might help us encourage you to volunteer?		35	
		<b>answered question</b>	<b>185</b>
		<b>skipped question</b>	<b>11</b>



### With regard to the SCHOOL PRINCIPAL: The school principal...

Answer Options	Always	Often	Sometimes	Rarely	Never	N/A
Is a visible presence at the school	173	15	2	0	0	2
Is responsive in addressing parental concerns	148	23	6	0	0	14
Is responsive to student needs	152	24	5	0	0	10
Maintains appropriate school-wide standards	167	18	1	0	0	2
Guides instruction and supports an effective learning environment	159	23	3	0	0	3
Comments:						

*answered question*  
*skipped question*



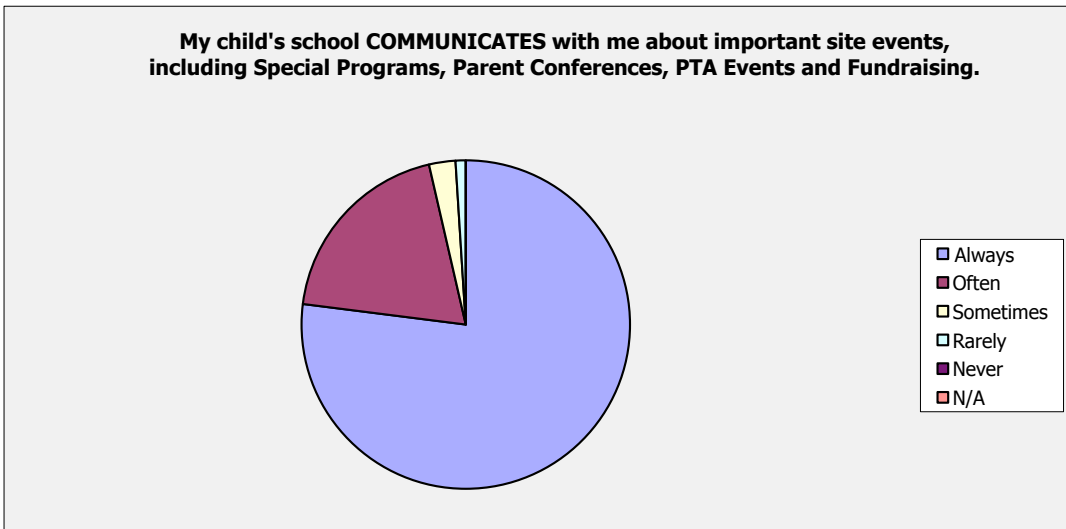
### In general, the employees at my child's school are friendly, respectful, and courteous to parents. How satisfied are you with...

Answer Options	Very Satisfied	Satisfied	Somewhat Satisfied	Not at All Satisfied	Unfamiliar	Response Count
Teachers	162	27	3	0	0	192
Secretarial Staff	162	27	3	0	0	192
Instructional Aides	124	31	3	1	32	191
Custodians	122	30	5	0	30	187
Comments:						7
						<i>answered question</i> 192
						<i>skipped question</i> 4



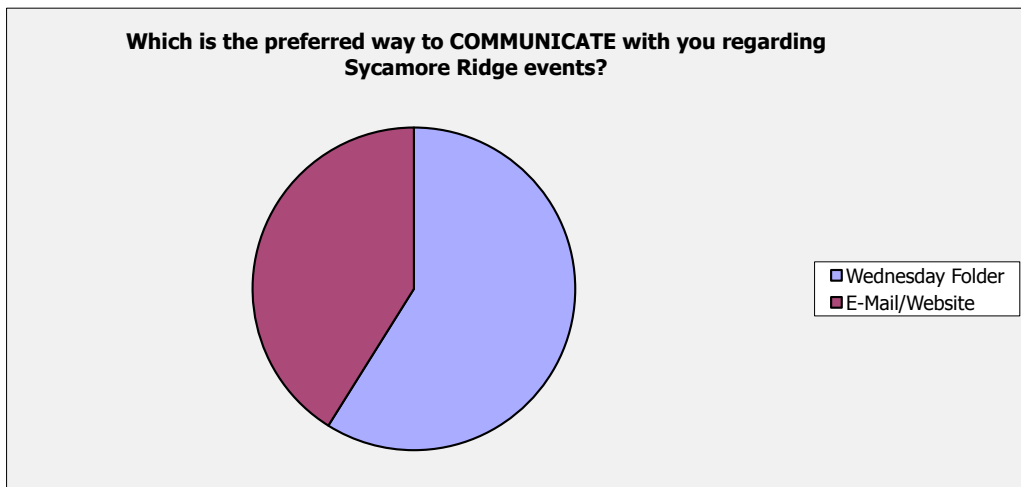
**My child's school COMMUNICATES with me about important site events, including Special Programs, Parent Conferences, PTA Events and Fundraising.**

Answer Options	Response Percent	Response Count
Always	77.0%	147
Often	19.4%	37
Sometimes	2.6%	5
Rarely	1.0%	2
Never	0.0%	0
N/A	0.0%	0
<b>answered question</b>		<b>191</b>
<b>skipped question</b>		<b>5</b>



**Which is the preferred way to COMMUNICATE with you regarding Sycamore Ridge events?**

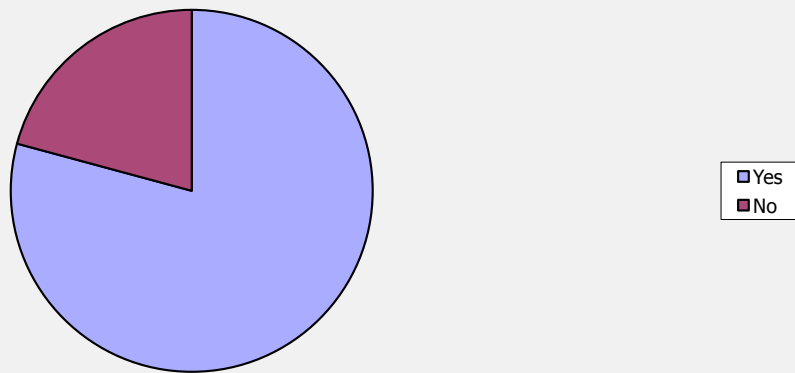
Answer Options	Response Percent	Response Count
Wednesday Folder	58.9%	113
E-Mail/Website	41.1%	79
<b>answered question</b>		<b>192</b>
<b>skipped question</b>		<b>4</b>



**Do you think that the "Play First Lunch" initiative helped to achieve the above benefits?**

Answer Options	Response Percent	Response Count
Yes	79.2%	152
No	20.8%	40
If no, why not:		42
<b>answered question</b>		<b>192</b>
<b>skipped question</b>		<b>4</b>

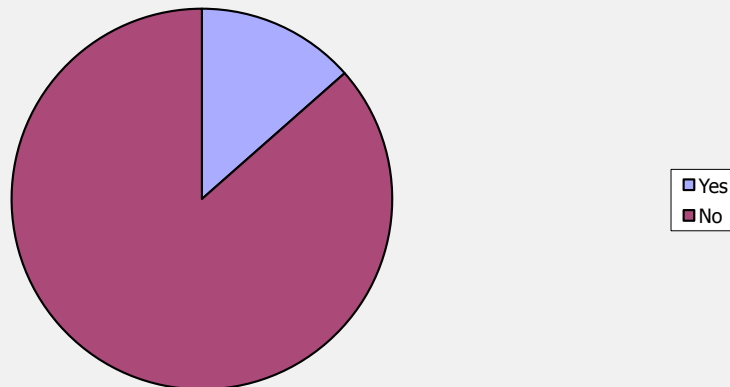
**Do you think that the "Play First Lunch" initiative helped to achieve the above benefits?**



**Did this change in schedule cause any difficulties to your child or family?**

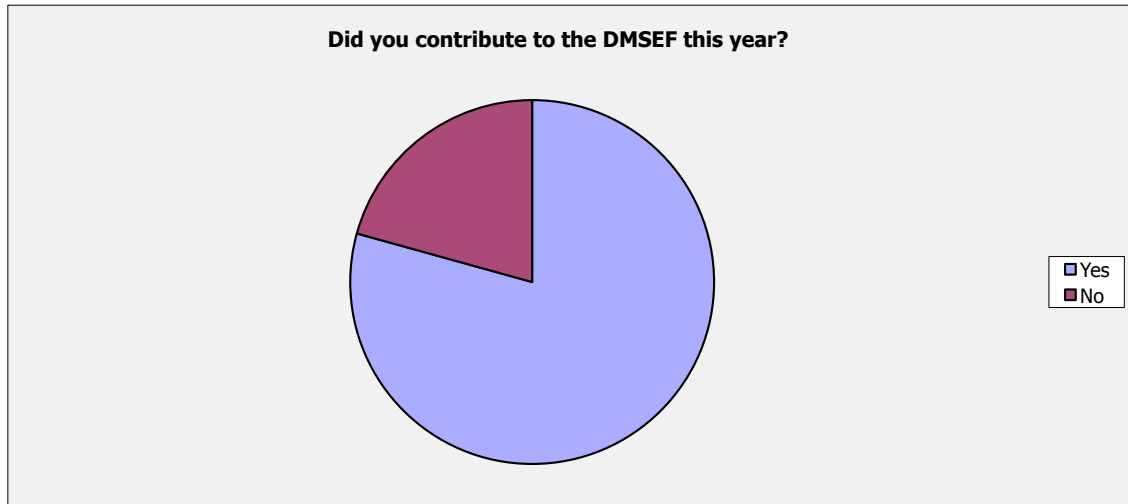
Answer Options	Response Percent	Response Count
Yes	13.5%	26
No	86.5%	166
If yes, what:		21
<b>answered question</b>		<b>192</b>
<b>skipped question</b>		<b>4</b>

**Did this change in schedule cause any difficulties to your child or family?**



### Did you contribute to the DMSEF this year?

Answer Options	Response Percent	Response Count
Yes	79.3%	149
No	20.7%	39
If no, we would like to know why:		32
<b>answered question</b>		<b>188</b>
<b>skipped question</b>		<b>8</b>



### Regarding FUNDRAISING, do you have a clear understanding of the difference between the DMSEF and the PTA?

Answer Options	Response Percent	Response Count
Yes	85.2%	161
No	14.8%	28
<b>answered question</b>		<b>189</b>
<b>skipped question</b>		<b>7</b>

