

Proctor Rails Baseball RECORD BOOK

2018



2nd Edition

**Compiled and written by
Anthony Bush**

ACKNOWLEDGEMENTS

I wish to thank the following people for their time and memories: Reid Bordson-Nolle, Nathan Bush, Mike Davis, Ken Elnes, Tony Flick, Joe Gaboury, Kerry Helquist, Jason Howard, Matt Koski, Rory Johnson, Sand Jokela, Guy LeBlanc, Steve Makitalo, Jason Malec, Scott McLeod, Ray Miles, Dale Nikko, Kelly Olilla, Derek Parendo, Nik Peterson, Rich Petersson, Scott Pionk, Kelly Stahl Okstad, Shawn Roed, Tim Rohweder, Drew Scherber, Josh Schubitzke, Bob Silverness, Joel Stephenson, Troy Warren, Chris Watkins, Kyle Wojtysiak, Scott Wojtysiak, Mike Woods, The *Proctor Journal*, The *Duluth News Tribune*, Teddie Meronek of the Superior Public Library, David Ouse, Kris Ajo, the staffs of the Duluth Public Library and the Two Harbors Public Library, the Proctor Area Historical Society, Ashley McDonald, and anyone I may have forgotten. Thank you for your contributions.

I borrowed much of the format of this booklet from one compiled by Andy Niese, the head coach at Eau Claire Regis High School. If you have any questions or comments (or updated information!), please do not hesitate to contact me at anthony.bush@isd709.org. For more information on Rails baseball, visit railsbaseball.atomicleagues.com.



The author in 1993

PREFACE

Baseball has been played in Proctor since 1896. The first field was on the west side of town, likely behind the YMCA which stood at 2nd Street and 6th Avenue. The existing ballpark has been in use since 1911. It had a major rededication in 1927 when it was christened the Missabe Athletic Park. It featured a covered wooden grandstand and a bleacher section that seated more than 1,000 people. Charles E. Carlson, a Duluthian who rose from being a poor immigrant to become president of the Duluth, Missabe and Iron Range Railway, threw out the ceremonial first pitch. Carlson, a sports fan and promoter of outdoor recreation, championed the hard-working townspeople of Proctor. He died in 1954, and the DM&IR Employees Association honored him by renaming the field Charles E. Carlson Memorial Park in 1955. The park became known as Terry Egerdahl Memorial Field after another rededication in 1981.

Egerdahl died at age 27 on December 15, 1980. At the time of his death, he served as Proctor's community education director, head football coach, assistant baseball coach, and ninth-grade boys basketball coach. He excelled at all three sports, among others, as a player. He led PHS to the state basketball tournament in 1972, his graduation year. In baseball, he batted .636 for the Rails in his senior year and then was thrice named the team MVP for the UMD Bulldogs. As remarkable as those feats are, it was in football where he truly shined. At the end of his collegiate career, he held eight UMD records that included top career tallies in total offense yards, rushing yards, pass receiving yards, scoring, and touchdowns. He was drafted by the Minnesota Vikings in 1976 but was cut on the last day of roster reduction. The Chicago Bears invited him to a tryout at Soldier Field in 1977, but he did not qualify for the Bears either. He returned to Proctor that fall to begin his coaching career as an assistant alongside his PHS coach, Dave Erholtz. Egerdahl became head football coach in 1978. With a three-year coaching record of 18-9, he was posthumously inducted into the Minnesota Football Coaches Association Hall of Fame in 1987.

The first baseball game at Terry Egerdahl Memorial Field was played on April 28, 1982. Ray Miles tossed a three-hit shutout as Proctor downed a Duluth East squad that featured future UMD hockey star Skeeter Moore, 9-0. It was the 20th consecutive conference win for Proctor, albeit the first of the 1982 season. The streak, which began in 1979, stretched to 22 straight conference wins before ending later in 1982.

The Proctor Padres amateur team called Egerdahl Field home from 1983-92. A reincarnated Padres played at Egerdahl for three seasons starting in 2007 before moving to UMD in 2010. That club now plays in Superior as the Lake SUPERIOR Sea Dogs.

Proctor hosted the 1985 Region 7AA and 1989 Region 7A semifinals and finals. Only 150 fans attended the '85 7AA championship game, featuring Duluth Denfeld-Morgan Park vs. Duluth East, due to its afternoon start time to accommodate East's graduation ceremony that evening. East survived a five-run rally in the top of the seventh to win, 11-10, and advanced to the state tournament for the first time since 1973. Greenway captured its fourth consecutive 7A championship by defeating Babbitt-Embarrass, 9-7, in the '89 7A final.

Proctor's overall record at Egerdahl Field, 1982-2017, is 140-154 (.476), and 11-2 in playoffs. The seasons with the best home records are 2016 (5-0), 1987 (9-1), 2011 (8-1), 2010 (8-2), 1985 (6-1), 2012 (8-3), 1993 (7-3), and 2006 (6-3).

The last varsity game played on natural surface at Egerdahl Field was on May 25, 2017. Proctor lost to Esko, 12-1. Ben Harnell scored on Bryce Huffman's sacrifice fly for the Rails' run. Brody Kaldahl picked up the win for the Eskomos.

Artificial turf was installed at Egerdahl Field in the summer of 2017. It is now time to make some new memories.

Anthony Bush
March 2018



Charles E. Carlson at Missabe Athletic Park

TABLE OF CONTENTS

Section/Row	Page
A. TEAMS & COACHES	7
1. Rails Baseball Program Summary	8
2. Yearly Win-Loss Records	11
3. Opponents Series Records	13
4. Playoffs Opponents Series Records	16
5. State Tournament Opponents Series Records	17
6. Year-by-Year Results	18
7. Team Batting Leaders	30
8. Team Pitching Leaders	32
9. Team Fielding Leaders	34
10. Senior Class Win Percentage	35
11. Coaching Records	36
12. Assistant Coaches	37
13. Proctor Rails Baseball Since 1947–A History	38
B. MILESTONE GAMES	60
1. First Game & Win (1938)	61
2. First Playoffs Game & Win (1938)	62
3. First MSHSL Game & Win (1947)	63
4. First MSHSL Playoffs Game & Win (1947)	64
5. First Sub-Region Championship (1976)	65
6. First Region 7AA Championship (1976)	66
7. First State Tournament Game (1976)	68
8. First Lake Superior Conference Championship (1977)	69
9. First Game at Terry Egerdahl Memorial Field (1982)	70
10. Coach Rich Petersson's 100 th Career Win (1986)	71
11. First State Tournament Win (2011)	72
12. 2012 State Class AA Third-Place Championship	73
13. Coach Kyle Wojtysiak's 100 th Career Win (2016)	74
14. "The Streak" (1979-82)	75
C. STATISTICAL LEADERS	77
1. Career Batting Leaders	78
2. Single-Season Batting Leaders	80
3. Known Single-Game Batting Leaders	82
4. Career Pitching Leaders	84
5. Single-Game Pitching Leaders	86
6. Known Single-Game Pitching Leaders	88
7. Fielding Leaders (Career & Single-Season)	89

D. PITCHING GEMS	90
1. No-Hitters	91
2. One-Hitters	92
3. Two-Hitters	93
4. Shutouts	95
E. AWARDS	97
1. All-Conference	98
2. All-State	99
3. All-State Academic	99
4. All-State Class AA Tournament Team	99
5. <i>Duluth News Tribune</i> All-Area Team	99
6. <i>Duluth News Tribune</i> All-Area Player of the Year	100
7. <i>Play Ball! Minnesota</i> All-Star	100
8. Hardware Hank "Nuts & Bolts" Athlete of the Week	101
F. ALUMNI IN COLLEGE BASEBALL	102
1. NCAA Division I	103
2. NCAA Division II	103
3. NCAA Division III	104
4. NJCAA	104
G. PROFESSIONAL BASEBALL PLAYERS	105
1. Maurice "Spike" Gorham	106
2. Jason Malec	108
3. Gerald "Peanuts" Peterson	110
H. PLAY BALL!	111

SECTION A

TEAMS AND COACHES



Coaches Kyle Wojtysiak, Anthony Bush, and Drew Scherber, 2011

SECTION A, ROW 1

RAILS BASEBALL PROGRAM SUMMARY

All-Time Win-Loss Record, 1947-2017

70 Seasons – may not reflect all games

Games Played – 1053

Wins – 466

Losses – 584

Ties – 3

Win Pct. – .444

All-Time Lake Superior Conference Win-Loss Record, 1975-2017

Proctor is a charter member of the Lake Superior Conference, est. 1975.

Prior to that, the Rails played in the NE Minn. Big 10 Conference and the Big Nine Conference.

Games Played – 345

Wins – 168

Losses – 177

Ties – 0

Win Pct. – .487

All-Time Playoffs Win-Loss Record

Proctor belonged to District 26 during the single-class era, 1947-75.

The Rails participated in Region/Section 7AA during the two-class era, 1976-99.

During the three-class era, 2000-15, the Rails were in Section 7AAA from 2000 to 2003 and Section 7AA from 2004 to 2015. The four-class era began in 2016, and the Rails are in Section 7AA.

Games Played – 141

Wins – 69

Losses – 72

Win Pct. – .489

State Third-Place Championships

1

2012 (Class AA)

Region/Section 7AA Championships

4

1976, 2011, 2012, 2016

Lake Superior Conference Championships

The LSC was established for the 1974-75 school year.

6

1977, 1980, 1981, 1992, 2011, 2016

Region 7AA Runners-Up

3

1978, 1982, 1984

Sub-Region 7AA Championships

The four sub-regions for Region 7AA existed from 1976 to 1984.

6

1976, 1977, 1978, 1980, 1982, 1984

Region 7AA Tournaments

The four-team tournament gathered the sub-region champions from 1976 to 1984. From 1985 to 1988, it featured North and South sub-region champions and runners-up.

7

1976, 1977, 1978, 1980, 1982, 1984, 1986

District 26 Consolation Championships

1

1964

Winning Seasons

18

1964, 1970, 1971, 1977, 1978, 1979, 1980,
1981, 1982, 1986, 1987, 2004, 2010, 2011,
2012, 2013, 2015, 2016

Most consecutive winning seasons = 6 (1977-82)

.500 Seasons

9

1949, 1950, 1951, 1962, 1967, 1985, 1993,
2006, 2007

Losing Seasons

43

1947, 1948, 1952, 1954, 1955, 1956, 1957,
1958, 1959, 1960, 1961, 1963, 1965, 1966,
1968, 1969, 1972, 1973, 1974, 1975, 1976,
1983, 1984, 1988, 1989, 1990, 1991, 1992,
1994, 1995, 1996, 1997, 1998, 1999, 2000,
2001, 2002, 2003, 2005, 2008, 2009, 2014,
2017


Most consecutive losing seasons = 10 (1994-2003)

SECTION A, ROW 2

YEARLY WIN-LOSS RECORDS

Year	W--L--T	Pct.	Conf.	Playoffs	Head Coach	Championships
1938	11-			1-1	Victor Dryden	District 26 Runner-up
1939					Victor Dryden	District 26
1947	3-7	.300		1-1	Henry Chapman	
1948	3-8	.273		1-1	Henry Chapman	
1949	6-6-1	.500		1-1	Henry Chapman	
1950	2-2	.500		0-1	Henry Chapman	
1951	1-1	.500		1-1	Henry Chapman	
1952	0-1	.000		0-1	Jim McIntire	
1954	1-2	.333		0-1	Henry Chapman	
1955	0-5	.000		0-1	Henry Chapman	
1956	2-4	.333		0-1	Henry Chapman	
1957	1-3	.250		0-1	Henry Chapman	
1958	1-5-1	.167		0-1	Henry Chapman	
1959	0-5	.000		0-0	Henry Chapman	
1960	2-7	.222		1-1	Frank Johnson	
1961	4-5	.444	3-4	1-1	Frank Johnson	
1962	4-4	.500		0-1	Frank Johnson	
1963	4-5	.444		1-1	Frank Johnson	
1964	5-4	.556		2-1	Allan Johnson	District 26 Consolation
1965	4-7	.364	3-4	0-1	Allan Johnson	
1966	3-6	.333	2-4	0-1	Allan Johnson	
1967	4-4	.500	3-4	0-1	Allan Johnson	
1968	2-8	.200	2-6	0-1	Dave Anderson	
1969	3-8	.273	1-7	0-1	Dave Anderson	
1970	7-5	.583		1-1	Dave Anderson	
1971	9-7	.563	4-3	1-1	Dave Anderson	
1972	5-6	.455		1-1	Dave Anderson	
1973	6-9	.400	2-6	0-1	Dave Anderson	
1974	2-12	.143	1-6	0-1	Dave Anderson	
1975	4-11	.267	3-6	0-1	Dave Anderson	
1976	8-11	.421	2-7	4-1	Dave Anderson	Sub-Region 3; Region 7AA
1977	14-4	.778	8-1	2-1	Rich Petersson	Conference; Sub-Region 3
1978	11-6	.647	6-3	3-1	Rich Petersson	Sub-Region 2
1979	7-6	.538	6-2	0-1	Rich Petersson	
1980	12-3	.800	9-0	2-1	Rich Petersson	Conference; Sub-Region 2
1981	13-4	.765	9-0	0-1	Rich Petersson	Conference
1982	11-9	.550	5-4	3-1	Rich Petersson	Sub-Region 2
1983	6-12	.333	3-5	0-1	Rich Petersson	
1984	8-10	.444	5-3	2-1	Rich Petersson	Sub-Region 2
1985	8-8	.500	6-3	1-1	Rich Petersson	
1986	10-9	.526	5-4	2-1	Rich Petersson	
1987	13-5	.722	7-2	1-1	Rich Petersson	
1988	7-12	.368	4-5	1-1	Rich Petersson	
1989	3-11	.214	3-6	0-1	Rich Petersson	
1990	8-11	.421	5-4	1-1	Rich Petersson	

Year	W--L--T	Pct.	Conf.	Playoffs	Head Coach	Championships
1991	5-13	.278	3-5	1-1	Guy LeBlanc	Conference
1992	8-9	.471	6-3	1-1	Guy LeBlanc	
1993	9-9	.500	5-5	0-1	Guy LeBlanc	
1994	8-10	.444	3-5	0-1	Guy LeBlanc	
1995	4-12	.250	2-6	1-1	Guy LeBlanc	
1996	8-10	.444	5-6	0-1	Jim Bordson	
1997	3-15	.167	2-7	0-1	Jim Bordson	
1998	6-14	.316	3-7	0-1	Jim Bordson	
1999	6-14	.300	4-6	0-1	Jim Bordson	
2000	7-13	.350	5-4	0-1	Tim Rohweder	
2001	1-17	.056	0-7	0-1	Tim Rohweder	Conference; Section 7AA Section 7AA; State AA 3 rd Place
2002	4-14	.222	3-4	0-1	Tim Rohweder	
2003	4-16	.200	4-3	0-1	Tim Rohweder	
2004	11-10	.524	4-3	1-1	Tim Rohweder	
2005	8-14	.364	3-4	1-1	Tim Rohweder	
2006	10-10-1	.500	2-5	0-1	Tim Rohweder	
2007	12-12	.500	0-6	3-2	Tim Rohweder	
2008	5-16	.238	2-5	0-1	Tim Rohweder	
2009	6-14	.300	1-6	0-1	Tim Rohweder	
2010	15-7	.682	4-3	3-2	Kyle Wojtysiak	
2011	22-4	.846	5-1	7-3	Kyle Wojtysiak	Conference; Section 7AA
2012	19-7	.731	4-3	7-1	Kyle Wojtysiak	
2013	11-7	.611	2-4	3-2	Kyle Wojtysiak	
2014	6-9	.400	1-5	0-1	Kyle Wojtysiak	
2015	12-11	.522	2-6	2-2	Kyle Wojtysiak	
2016	19-7	.731	5-2	6-2	Kyle Wojtysiak	
2017	10-12	.455	2-6	3-2	Kyle Wojtysiak	
Total	466-584-3	.444	189-221	69-72		



Rich Petersson coached Rails baseball from 1977-90.

SECTION A, ROW 3

OPPONENTS SERIES RECORDS, 1947-2017

<u>Conference Opponent</u>	<u>Games</u>	<u>Wins</u>	<u>Losses</u>	<u>Ties</u>	<u>Pct.</u>
<u>Ashland (Wis.)</u> Years: 2007-17	12	4	8	0	.333
<u>Cloquet</u> Years: 1949, 1956, 1958-61, 1963-2017	80	28	51	1	.351
<u>Duluth Denfeld</u> ¹ Years: 1947-49, 1952, 1954-56, 1958-2006, 2008-10, 2012-2017	81	30	51	0	.370
<u>Marshall School, Duluth</u> ² Years: 1948-49, 1957, 1965, 1969, 1975-88, 1996-2017	47	32	15	0	.681
<u>Hermantown</u> Years: 1948-49, 1954, 1968-2017	63	30	32	1	.484
<u>Superior (Wis.)</u> Years: 1966, 1972-73, 1976-2017	48	13	35	0	.271
<u>Section 7AA Opponent</u>	<u>Games</u>	<u>Wins</u>	<u>Losses</u>	<u>Ties</u>	<u>Pct.</u>
<u>Aitkin</u> Years: 2010-11, 2013-17	7	5	2	0	.714
<u>Barnum</u>	0	0	0	0	.000
<u>Crosby-Ironton</u> Years: 2007-12, 2016-17	9	8	1	0	.889
<u>Esko</u> Years: 1947-51, 1964-66, 1968, 1970, 1973, 1997, 1999-2013, 2015-17	32	17	15	0	.531
<u>Eveleth-Gilbert</u> Years: 2004-13, 2015-17	20	17	3	0	.850
<u>Greenway, Coleraine</u> Years: 1981, 1990-92, 1994-2017	32	12	20	0	.375
<u>International Falls</u> Years: 2004-09, 2011, 2013, 2017	11	5	6	0	.455
<u>Mesabi East, Aurora</u> Years: 2004-07, 2016	5	5	0	0	1.000
<u>Moose Lake-Willow River</u> Years: 2006-13, 2015-17	12	9	3	0	.750
<u>Mora</u> Years: 2003-08, 2010-17	17	9	7	1	.563
<u>Pine City</u> Years: 2011	1	1	0	0	1.000
<u>Rush City</u>	0	0	0	0	.000
<u>Two Harbors</u> Years: 1947-49, 1955-57, 1959-78, 1980-83, 1985-2017	69	38	31	0	.551
<u>Virginia</u> Years: 1976, 1981, 1993-2017	31	17	14	0	.548

¹ Duluth Denfeld-Morgan Park from 1983-85

² Duluth Cathedral through 1987; Also competes in Section 7AA

OPPONENTS SERIES RECORDS, 1947-2017

<u>Opponent</u>	<u>Games</u>	<u>Wins</u>	<u>Losses</u>	<u>Ties</u>	<u>Pct.</u>
<u>Aurora-Hoyt Lakes</u> Years: 1976-77	3	2	1	0	.667
<u>Becker</u> Years: 2003	1	1	0	0	1.000
<u>Benilde-St. Margaret's, St. Louis Park</u> Years: 1997	1	0	1	0	.000
<u>Brainerd</u> Years: 1986, 1988, 1991	3	0	3	0	.000
<u>Burnsville</u> Years: 2003	1	0	1	0	.000
<u>Cambridge</u> Years: 1977, 1986, 1988-96	13	2	11	0	.154
<u>Carlton</u> Years: 2003-05	3	2	1	0	.667
<u>Centennial, Circle Pines</u> Years: 1997-99, 2001	4	0	4	0	.000
<u>Chisago Lakes, Lindstrom</u> Years: 1979, 1983, 1987-88, 2002-05	8	2	6	0	.333
<u>Clover Valley</u> Years: 1960	1	1	0	0	1.000
<u>Cotton</u> Years: 1964	1	1	0	0	1.000
<u>Delano</u> Years: 2011	1	0	1	0	.000
<u>Duluth Central</u> Years: 1947-49, 1951, 1957-58, 1960-61, 1963-65, 1967-2011	72	31	41	0	.431
<u>Duluth East</u> Years: 1955-56, 1958-2003	58	13	45	0	.224
<u>Duluth Morgan Park</u> Years: 1947-49, 1955, 1957-63, 1965-82	35	18	17	0	.514
<u>East Grand Forks</u> Years: 2016	1	0	1	0	.000
<u>Elk River</u> Years: 1979-80, 1983	3	1	2	0	.333
<u>Ely</u> Years: 2004-06	3	1	2	0	.333
<u>Eveleth</u> Years: 1969	1	1	0	0	1.000
<u>Fairmont</u> Years: 2011-12	2	1	1	0	.500
<u>Forest Lake</u> Years: 1994	1	0	1	0	.000
<u>Grand Rapids</u> Years: 1976, 1978-2005	41	2	39	0	.049
<u>Hibbing</u> Years: 1978, 1982-84, 1986, 1988, 1990-2012, 2014-2017	35	10	25	0	.286
<u>Hinckley-Finlayson</u> Years: 2007	2	0	2	0	.000

OPPONENTS SERIES RECORDS, 1947-2017

<u>Opponent</u>	<u>Games</u>	<u>Wins</u>	<u>Losses</u>	<u>Ties</u>	<u>Pct.</u>
<u>Little Falls</u>	1	0	1	0	.000
Years: 1976					
<u>Mahtomedi</u>	1	1	0	0	1.000
Years: 1993					
<u>Maple Lake</u>	1	0	1	0	.000
Years: 2016					
<u>Legacy Christian Academy, Andover</u>	2	1	1	0	.500
Years: 2008-09					
<u>Milaca</u>	3	2	1	0	.667
Years: 2006-08					
<u>Minneapolis Edison</u>	1	1	0	0	1.000
Years: 1994					
<u>Minneapolis Henry</u>	1	1	0	0	1.000
Years: 1984					
<u>Minneapolis Washburn</u>	1	1	0	0	1.000
Years: 2012					
<u>Moose Lake</u>	10	3	7	0	.300
Years: 1965, 1973-78					
<u>Nashwauk-Keewatin</u>	7	1	6	0	.143
Years: 1998-2000, 2002-03, 2005-06					
<u>North Branch</u>	26	15	11	0	.577
Years: 1981-2002					
<u>Northwestern (Maple, Wis.)</u>	11	11	0	0	1.000
Years: 1971, 1973-74, 1976-78, 1980					
<u>Ondossagon (Ashland, Wis.)</u>	1	1	0	0	1.000
Years: 1971					
<u>Pine Island</u>	1	1	0	0	1.000
Years: 2016					
<u>Princeton</u>	16	6	10	0	.375
Years: 1978, 1982-86, 1988-94					
<u>St. Agnes, St. Paul</u>	3	2	1	0	.667
Years: 1999-2001					
<u>St. Anthony Village</u>	5	2	3	0	.400
Years: 1982, 1998, 2000, 2002, 2011					
<u>St. Cloud Cathedral</u>	3	1	2	0	.333
Years: 2012, 2016-17					
<u>St. Francis</u>	10	6	4	0	.600
Years: 1981-85, 1987, 1990, 2009					
<u>Silver Bay</u>	43	27	16	0	.628
Years: 1960-69, 1971, 1973-2001					
<u>Superior Cathedral (Wis.)</u>	1	1	0	0	1.000
Years: 1967					
<u>Superior Central (Wis.)</u>	1	0	1	0	.000
Years: 1962					
<u>Thief River Falls/Goodridge</u>	4	2	2	0	.500
Years: 2012-15					
<u>Washburn (Wis.)</u>	1	1	0	0	1.000
Years: 2010					

SECTION A, ROW 4


PLAYOFFS OPPONENTS SERIES RECORDS, **1947-2017**

TEAM	G	W	L	PCT	LAST MEETING
Aitkin	2	1	1	.500	2017
Aurora-Hoyt Lakes	1	1	0	1.000	1976
Cambridge	4	0	4	.000	1992
Chisago Lakes	2	1	1	.500	1987
Cloquet	13	5	8	.385	2015
Clover Valley	1	1	0	1.000	1960
Cotton	1	1	0	1.000	1964
Crosby-Ironton	1	1	0	1.000	2007
Duluth Central	15	4	11	.267	1995
Duluth Denfeld	13	7	6	.538	1999
Duluth East	7	1	6	.143	1977
Duluth Marshall	4	0	4	.000	2017
Duluth Morgan Park	6	1	5	.167	1974
Esko	6	3	3	.500	2016
Eveleth-Gilbert	4	4	0	1.000	2017
Forest Lake	1	0	1	.000	1994
Grand Rapids	7	1	6	.143	2003
Greenway	3	2	1	.667	2008
Hermantown	8	5	3	.625	2015
Hibbing	3	2	1	.667	2015
Hinckley-Finlayson	1	0	1	.000	2007
International Falls	5	3	2	.600	2017
Moose Lake-Willow River	1	1	0	1.000	2013
Mora	5	5	0	1.000	2017
North Branch	4	2	2	.500	1993
Pine City	1	1	0	1.000	2011
Princeton	3	1	2	.333	1990
St. Francis	2	2	0	1.000	1985
Silver Bay	3	1	2	.333	1967
Two Harbors	7	7	0	1.000	2012
Virginia	7	5	2	.714	2016
TOTALS	141	69	72	.489	

SECTION A, ROW 5

STATE TOURNAMENT
OPPONENTS SERIES RECORDS,
1976, 2011-12, 2016

TEAM	GAMES	W	L	PCT	LAST MEETING
Delano	1	0	1	.000	2011
East Grand Forks	1	0	1	.000	2016
Fairmont	2	1	1	.500	2012
Little Falls	1	0	1	.000	1976
Maple Lake	1	0	1	.000	2016
Minneapolis Washburn	1	1	0	1.000	2012
Pine Island	1	1	0	1.000	2016
St. Anthony Village	1	1	0	1.000	2011
St. Cloud Cathedral	1	0	1	.000	2012
TOTALS	10	4	6	.400	



2016 Section 7AA Championship

SECTION A, ROW 6

YEAR-BY-YEAR RESULTS

1947 Season				1952 Season (0-1)			
<u>Regular Season</u>				<u>District 26 Tournament</u>			
6/26	Two Harbors	W	8-6	6/7	Duluth Denfeld	L	2-11
7/2	Duluth Morgan Park	L	0-9	1953 Season			
7/15	Two Harbors	L	6-13	Did Not Participate in District 26 Tournament, No varsity letters awarded			
7/18	Duluth Denfeld	L	1-7	1954 Season			
7/23	Duluth Central	L	1-11	<u>Regular Season</u>			
7/25	Esko	W	7-2	5/20	Hermantown	W	3-1
7/28	Duluth Morgan Park	L	5-9	5/24	Duluth Denfeld	L	0-2
7/30	Duluth Central	L	4-17	<u>District 26 Tournament</u>			
<u>District 26 Tournament</u>				6/1	Duluth Denfeld	L	0-18
8/1	Two Harbors	W	14-3	1955 Season			
8/5	Duluth Central	L	2-9	<u>Regular Season</u>			
1948 Season				5/6	Two Harbors	L	1-2
<u>Regular Season</u>				5/11	Duluth East	L	3-6
6/15	Cloquet	L	4-6	5/13	Duluth Denfeld	L	0-16
6/17	Duluth Cathedral	L	3-5	5/17	Two Harbors	L	5-6
6/25	Duluth Morgan Park	L	5-7	5/23	Duluth Morgan Park		
6/29	Duluth Central	L	8-14	5/24	Duluth Denfeld		
7/9	Two Harbors	W	4-3	<u>District 26 Tournament</u>			
7/13	Cloquet	L	0-8	5/25	Duluth East	L	0-3
7/14	Duluth Cathedral	L	4-6	1956 Season			
7/14	Hermantown	W	6-5	<u>Regular Season</u>			
7/16	Esko	L	6-19	5/3	Two Harbors	L	3-6
<u>District 26 Tournament</u>				5/7	Cloquet	W	13-9
7/27	Duluth Morgan Park	W	2-0	5/10	Cromwell		
8/3	Duluth Denfeld	L	1-7	5/15	Cloquet	L	2-8
1949 Season (6-6-1)				5/21	Duluth East	W	21-3
<u>Regular Season (5-5-1)</u>				5/23	Duluth Denfeld	L	4-13
6/7	Esko	L	1-4	<u>District 26 Tournament</u>			
6/10	Cloquet	L	5-6	6/1	Duluth Denfeld	L	0-6
6/17	Duluth Morgan Park	L	0-3	1957 Season			
6/21	Duluth Denfeld	L	4-8	<u>Regular Season</u>			
6/24	Duluth Central	W	7-3	5/1	Two Harbors	L	0-5
6/28	Hermantown	T	7-7	5/6	Duluth Morgan Park	L	2-6
7/8	Cloquet	L	0-5	5/8	Duluth Cathedral	W	3-1
7/12	Duluth Cathedral	W	5-2	<u>District 26 Tournament</u>			
7/19	Duluth Central	W	7-1	5/31	Duluth Central	L	0-2
7/22	Hermantown	W	10-5	1958 Season			
7/26	Duluth Morgan Park	W	1-0	<u>Regular Season</u>			
<u>District 26 Tournament</u>				5/1	Duluth East	L	2-4
8/2	Two Harbors	W	3-0	5/7	Duluth Denfeld	L	3-4
8/8	Duluth Central	L	3-13	5/9	Duluth Morgan Park	W	3-0
1950 Season (2-2)				5/12	Duluth Central	L	0-5
<u>District 26 Tournament</u>				5/14	Cloquet	T	1-1
6/13	Esko	L	5-12	5/20	Cloquet	L	1-10
<u>Regular Season (2-1)</u>				<u>District 26 Tournament</u>			
Hibbing		W	2-1	5/28	Duluth Morgan Park	L	1-7
Hibbing		L	1-5				
Cloquet		W	7-1				
1951 Season (1-1)							
<u>District 26 Tournament</u>							
6/11	Esko	W	4-2				
6/12	Duluth Central	L	2-8				

1959 Season			
<u>Regular Season</u>			
4/30	Duluth Morgan Park	L	0-9
5/7	Two Harbors	L	1-4
5/11	Duluth East	L	1-11
5/12	Duluth Denfeld	L	0-10
5/25	Cloquet	L	0-11

1960 Season			
<u>Regular Season</u>			
5/6	Duluth Morgan Park	L	3-6
5/10	Silver Bay	W	2-1
5/11	Two Harbors	L	5-9
5/12	Cloquet	L	1-5
5/16	Duluth East	L	0-2
5/17	Duluth Central	L	0-13
5/18	Duluth Denfeld	L	1-12
<u>District 26 Tournament</u>			
5/23	Clover Valley	W	15-5
5/25	Duluth Central	L	1-6

1961 Season (4-5)			
<u>Regular Season (3-4)</u>			
4/28	Duluth East	L	0-7
5/1	Silver Bay	W	3-0
5/2	Duluth Denfeld	L	3-4
5/4	Two Harbors	L	0-6
5/9	Cloquet	W	2-0
5/11	Duluth Central	W	7-4
5/16	Duluth Morgan Park	L	1-5
<u>Sub-District 26 Playoffs</u>			
5/25	Two Harbors	W	5-3
<u>District 26 Tournament</u>			
5/27	Duluth East	L	0-8

1962 Season			
<u>Regular Season</u>			
4/21	Superior Central	L	2-8
	Esko	W	12-7
4/26	Silver Bay	W	7-2
5/1	Duluth Denfeld	W	4-1
5/15	Duluth Morgan Park	W	3-0
5/16	Two Harbors	L	1-6
5/17	Duluth East	L	7-9
<u>District 26 Tournament</u>			
5/24	Duluth East	L	1-11

1963 Season (4 -5)			
<u>Regular Season</u>			
4/25	Duluth Denfeld	W	12-11
4/30	Two Harbors	W	6-3
5/2	Cloquet	L	3-10
5/7	Duluth Central	L	9-10
5/9	Duluth Morgan Park	W	3-2
5/14	Duluth East	L	1-2
5/16	Silver Bay	L	3-5
<u>Sub-District 26 Playoffs</u>			
5/20	Silver Bay	W	11-0
<u>District 26 Tournament</u>			
5/22	Duluth Morgan Park	L	0-1

1964 Season			
District 26 Consolation Champions			
<u>Regular Season</u>			
4/23	Two Harbors	W	8-7
4/28	Cloquet	L	0-2
5/5	Duluth Morgan Park		
5/7	Duluth East	W	4-2
5/8	Duluth Central	W	12-4
5/12	Silver Bay	L	1-3
5/14	Duluth Denfeld	L	3-4
<u>District 26 Tournament</u>			
5/20	Cotton	W	20-1
5/27	Duluth East	L	2-9
5/28	Esko	W	9-6

1965 Season			
<u>Regular Season</u>			
4/21	Esko	W	3-2
4/24	Duluth Cathedral	L	2-9
4/29	Cloquet	L	6-11
5/1	Moose Lake	L	5-6
5/3	Duluth Central	L	0-5
5/10	Duluth East	L	0-7
5/13	Silver Bay	W	17-8
5/18	Duluth Denfeld	L	3-6
5/19	Duluth Morgan Park	W	2-1
5/20	Two Harbors	W	14-9
<u>Sub-District 26 Playoffs</u>			
5/22	Duluth Central	L	1-2

1966 Season			
<u>Regular Season</u>			
4/16	Superior	L	1-3
4/23	Two Harbors		
5/3	Two Harbors	W	10-4
5/5	Duluth Morgan Park	W	8-4
5/10	Duluth East	L	0-11
5/12	Silver Bay	L	5-10
5/18	Esko	W	5-3
5/19	Duluth Central		
5/23	Duluth Denfeld	L	4-9
5/24	Cloquet	L	0-8
<u>District 26 Tournament</u>			
5/25	Silver Bay	L	3-6

1967 Season			
<u>Regular Season</u>			
4/27	Superior Cathedral	W	7-3
4/29	Cromwell		
4/29	McGregor		
5/5	Two Harbors	L	1-5
5/13	Duluth East	L	6-7
5/15	Silver Bay	W	3-1
5/16	Duluth Denfeld		
5/18	Duluth Central	W	6-5
5/19	Duluth Morgan Park	W	5-2
5/23	Cloquet	L	9-15
<u>Sub-District 26 Playoffs</u>			
5/24	Silver Bay	L	0-7

1968 Season			
<u>Regular Season</u>			
4/16	Moose Lake		
4/27	Duluth Central	L	2-6
4/30	Two Harbors	L	2-13
5/1	Esko	L	6-17
5/2	Duluth Morgan Park	W	7-1
5/9	Hermantown	W	7-3
5/10	Duluth Denfeld	L	0-12
5/20	Duluth East	L	0-7
5/21	Cloquet	L	0-10
5/21	Silver Bay	L	2-16
<u>Sub-District 26 Playoffs</u>			
5/22	Duluth Morgan Park	L	1-3

1969 Season			
<u>Regular Season</u>			
4/24	Duluth Cathedral	W	9-4
4/26	Eveleth	W	11-3
5/1	Two Harbors	L	1-7
5/7	Duluth Morgan Park	L	2-3
5/8	Duluth Denfeld	L	4-8
5/10	Duluth Central	L	9-10
5/13	Hermantown	L	1-4
5/16	Duluth East	L	2-4
5/20	Silver Bay	W	3-2
5/21	Cloquet	L	3-8
<u>Sub-District 26 Playoffs</u>			
5/22	Duluth East	L	2-11

1970 Season (7-5)			
<u>Regular Season (6-4)</u>			
???		W	
???		W	
???		L	
4/30	Duluth Central	L	4-6
5/5	Two Harbors	W	11-0
5/7	Duluth Morgan Park	W	7-6
5/12	Duluth Denfeld	L	6-8
5/14	Hermantown	W	8-5
5/15	Cloquet	W	16-6
5/19	Duluth East	L	0-10
<u>Sub-District 26 Playoffs</u>			
5/22	Two Harbors	W	4-1
<u>District 26 Tournament</u>			
5/23	Esko	L	1-3

1971 Season (9-7)			
<u>Regular Season (8-6)</u>			
???		W	
???		W	
???		L	
4/17	Northwestern	W	9-8
4/17	Northwestern	W	11-7
4/22	Cloquet	W	4-2
4/29	Duluth Central	L	2-3
5/1	Ondossagon	W	2-1
5/6	Duluth Morgan Park	L	1-3
5/8	Two Harbors	L	4-5
5/11	Duluth Denfeld	L	4-6
5/13	Hermantown	W	7-4
5/20	Silver Bay	W	8-1
5/21	Duluth East	L	3-5
<u>District 26 Tournament</u>			
5/26	Hermantown	W	2-1
5/27	Duluth Central	L	1-6

1972 Season (5-6)			
<u>Regular Season (4-5)</u>			
4/27	Cloquet	L	1-2
4/29	Virginia		
5/2	Duluth Cathedral		
5/4	Duluth Central	L	3-4
5/5	Superior	L	0-6
5/9	Two Harbors	W	16-1
5/11	Duluth Morgan Park	W	3-2
5/16	Duluth Denfeld	W	10-4
5/18	Hermantown	W	13-2
5/23	Duluth East	L	0-4
<u>Sub-District 26 Playoffs</u>			
5/24	Duluth Denfeld	W	10-2
<u>District 26 Tournament</u>			
5/26	Duluth Central	L	1-5

1973 Season (6-9)			
<u>Regular Season (6-8)</u>			
4/13	Moose Lake	W	4-2
4/17	Esko	W	5-2
4/23	Superior	L	4-8
4/24	Silver Bay	L	4-6
4/26	Cloquet	L	3-5
4/28	Northwestern	W	5-3
4/28	Northwestern	W	18-1
5/4	Virginia	L	3-7
5/5	Duluth Central	W	8-5
5/8	Two Harbors	W	6-4
5/14	Duluth Denfeld	L	8-9
5/17	Hermantown	L	4-15
5/18	Duluth Morgan Park	L	4-11
5/21	Duluth East	L	1-6
<u>Sub-District 26 Playoffs</u>			
5/23	Duluth East	L	3-6

1974 Season (2-12)			
<u>Regular Season (2-11)</u>			
???		L	
???		L	
	Hermantown	L	
	Northwestern	W	11-3
4/20	Moose Lake	L	4-5
4/20	Moose Lake	L	1-11
4/25	Silver Bay	L	3-9
4/30	Cloquet	L	1-8
5/6	Duluth Central	L	1-3
5/8	Duluth East	L	5-7
5/9	Two Harbors	W	8-6
5/17	Duluth Morgan Park	L	2-7
5/20	Duluth Denfeld	L	7-9
<u>District 26 Tournament</u>			
5/22	Duluth Morgan Park	L	1-2

1975 Season (4-11)

Regular Season (4-10)

???	W	
???	L	
???	L	
4/21	Duluth East	L 5-6
4/26	Moose Lake	L 4-11
4/26	Moose Lake	L 4-10
5/2	Duluth Cathedral	W 6-4
5/5	Duluth Central	W 9-0
5/7	Cloquet	L 1-16
5/9	Two Harbors	L 3-4
5/12	Silver Bay	L 0-8
5/13	Duluth Morgan Park	W 5-0
5/15	Duluth Denfeld	L 0-2
5/19	Hermantown	L 1-8
<u>District 26 Tournament</u>		
5/22	Duluth Central	L 0-6

1976 Season (8-11)

Sub-Region 3 Champions, Region 7AA Champions

<u>Regular Season (4-10)</u>		
4/14	Aurora-Hoyt Lakes	L 1-2
4/19	Moose Lake	L 1-4
4/20	Hermantown	L 3-4
4/21	Superior	L 3-4
4/23	Duluth East	L 4-16
4/27	Silver Bay	L 1-8
4/29	Cloquet	L 0-10
5/1	Northwestern	W 10-7
5/1	Northwestern	W 8-5
5/4	Duluth Cathedral	L 4-8
5/6	Duluth Central	W 2-1
5/11	Two Harbors	L 4-6
5/13	Duluth Morgan Park	W 5-3
5/18	Duluth Denfeld	L 0-7
<u>Sub-Region 3 Tournament</u>		
5/25	Aurora-Hoyt Lakes	W 9-3
5/27	Virginia	W 7-0
<u>Region 7AA Tournament</u>		
6/1	Grand Rapids	W 2-0
6/2	Duluth Denfeld	W 2-1
<u>State Class AA Tournament</u>		
6/7	Little Falls	L 0-2

1977 Season (14-4)

Lake Superior Conference Champions, Sub-Region 3 Champions

<u>Regular Season (12-3)</u>		
4/14	Aurora-Hoyt Lakes	W 12-5
4/23	Moose Lake	W 13-0
4/23	Moose Lake	L 0-5
4/26	Hermantown	W 3-2
4/30	Northwestern	W 8-0
4/30	Northwestern	W 16-12
5/2	Duluth East	W 3-1
5/3	Silver Bay	L 2-6
5/6	Cloquet	W 3-2
5/10	Duluth Cathedral	W 4-2
5/12	Duluth Central	W 7-4
5/14	Superior	L 1-11
5/19	Duluth Morgan Park	W 7-6
5/21	Duluth Denfeld	W 4-2
5/26	Two Harbors	W 9-1
<u>Sub-Region 3 Tournament</u>		
5/24	Duluth East	W 6-0
6/2	Two Harbors	W 6-2
<u>Region 7AA Tournament</u>		
6/6	Cambridge	L 2-3

1978 Season (11-6)

Sub-Region 2 Champions, Region 7AA Runner-Up

<u>Regular Season (8-5)</u>		
4/10	Moose Lake	W 9-1
4/21	Princeton	L 3-4
4/26	Duluth Denfeld	L 3-4
4/27	Hermantown	W 3-0
4/29	Northwestern	W 8-6
5/2	Duluth East	W 6-2
5/4	Silver Bay	W 11-1
5/10	Cloquet	L 3-6
5/11	Duluth Cathedral	W 10-0
5/13	Superior	L 4-9
5/16	Duluth Central	L 4-5
5/23	Duluth Morgan Park	W 5-1
5/24	Two Harbors	W 4-1
<u>Sub-Region 2 Tournament</u>		
6/2	Cloquet	W 7-1
6/3	Duluth Central	W 5-1
<u>Region 7AA Tournament</u>		
6/5	Hibbing	W 5-1
6/6	Grand Rapids	L 1-2

1979 Season (7-6)

<u>Regular Season (7-5)</u>		
4/10	Chisago Lakes	L 2-6
4/16	Elk River	L 5-6
4/25	Duluth East	W 6-0
4/26	Silver Bay	W 3-1
4/27	Grand Rapids	L 1-10
5/1	Cloquet	L 7-11
5/3	Duluth Cathedral	W 5-1
5/4	Duluth Denfeld	W 4-2
5/12	Hermantown	W 6-3
5/14	Duluth Morgan Park	L 3-5
5/15	Superior	W 7-3
5/17	Duluth Central	W 6-5
<u>Sub-Region 2 Tournament</u>		
5/23	Duluth Central	L 13-16

1980 Season (12-3)

Lake Superior Conference Champions, Sub-Region 2 Champions

<u>Regular Season (10-2)</u>		
4/8	Elk River	L 2-1
4/18	Hermantown	W 10-0
4/25	Duluth East	W 8-7
4/28	Silver Bay	W 6-5
4/29	Duluth Denfeld	W 11-1
5/1	Cloquet	W 2-0
5/3	Northwestern	W 6-5
5/5	Duluth Cathedral	W 23-0
5/9	Duluth Central	W 4-3
5/13	Two Harbors	W 11-1
5/14	Superior	L 1-5
5/15	Duluth Morgan Park	W 5-1
<u>Sub-Region 2 Tournament</u>		
5/20	Duluth Central	W 2-0
5/23	Cloquet	W 6-4
<u>Region 7AA Tournament</u>		
5/27	Grand Rapids	L 4-5

1981 Season (13-4)**Lake Superior Conference Champions****Regular Season (13-3)**

4/20	Hermantown	W	13-4
4/24		L	
4/25	St. Francis	W	11-0
4/25	North Branch	W	6-0
4/29	Grand Rapids	L	0-3
5/1	Virginia	W	14-0
5/2	Cloquet	W	7-2
5/5	Duluth Cathedral	W	11-0
5/6	Silver Bay	W	3-1
5/8	Duluth Central	W	5-0
5/12	Two Harbors	W	14-2
5/13	Superior	W	3-1
5/14	Duluth Morgan Park	W	3-2
5/15	Princeton		
5/18	Greenway	L	0-7
5/22	Duluth East	W	5-0
5/22	Duluth Denfeld	W	8-1
	<u>Sub-Region 2 Tournament</u>		
5/26	Cloquet	L	0-1

1982 Season (11-9)**Sub-Region 2 Champions, Region 7AA Runner-Up****Regular Season (8-8)**

4/22	St. Francis	W	2-1
4/23	St. Anthony Village	L	5-6
4/24	North Branch	W	16-7
4/28	Duluth East	W	9-0
4/30	Hibbing	L	0-1
5/3	Silver Bay	W	9-1
5/5	Grand Rapids	L	2-4
5/6	Cloquet	W	3-2
5/10	Duluth Denfeld	L	3-5
5/11	Duluth Cathedral	L	3-7
5/19	Superior	L	1-
5/20	Duluth Morgan Park	W	6-5
5/21	Princeton	W	11-6
5/25	Duluth Central	W	3-1
5/26	Hermantown	L	7-8
5/27	Two Harbors	L	1-19
	<u>Sub-Region 2 Tournament</u>		
6/1	Duluth Central	W	7-5
6/2	Cloquet	W	10-4
	<u>Region 7AA Tournament</u>		
6/8	St. Francis	W	7-3
6/8	Grand Rapids	L	3-7

1983 Season (6-12)**Regular Season (5-11)**

		W	
	North Branch	L	8-11
4/28	Duluth Denfeld-MP	L	1-11
4/29	Duluth Cathedral	W	7-1
4/30	Hibbing	L	9-15
5/3	Two Harbors	L	5-10
5/7	Grand Rapids	L	2-3
5/7	Grand Rapids	L	1-9
5/10	Silver Bay	L	1-2
	Cloquet	W	10-4
	Princeton	L	6-8
5/16	Hermantown	L	4-5
5/17	Superior	W	8-6
5/21	Elk River	W	7-3
5/21	St. Francis	L	2-5
5/23	Duluth Central	W	11-1
5/24	Duluth East	L	2-4
	<u>Sub-Region 2 Tournament</u>		
6/1	Chisago Lakes	L	2-5

1984 Season (8-10)**Sub-Region 2 Champions, Region 7AA Runner-Up****Regular Season (6-9)**

4/18	Hermantown	W	6-2
4/25	Duluth Cathedral	W	6-3
4/26	Duluth Denfeld-MP	L	4-5
5/3	Grand Rapids	L	0-12
5/3	Grand Rapids	L	2-11
5/4	Hibbing	L	4-7
5/5	Princeton	L	2-15
5/9	Silver Bay	W	6-1
5/10	Cloquet	W	7-4
5/11	North Branch	L	4-10
5/15	Superior	L	4-13
5/17	St. Francis	L	1-2
5/18	Minneapolis Henry	W	13-4
5/22	Duluth East	W	8-3
5/23	Duluth Central	L	0-11
	<u>Sub-Region 2 Tournament</u>		
5/30	Duluth Central	W	4-3
	<u>Region 7AA Tournament</u>		
6/5	Duluth Denfeld-MP	W	7-4
6/7	Grand Rapids	L	0-10

1985 Season (8-8)**Regular Season (7-7)**

4/25	Duluth Denfeld-MP	L	1-3
4/29	Duluth Cathedral	W	4-3
4/30	Two Harbors	W	12-0
5/2	Grand Rapids	L	6-8
5/2	Grand Rapids	L	2-3
5/7	Silver Bay	W	5-0
	St. Francis	W	13-4
5/17	Superior	L	1-11
5/17	Hermantown	W	16-2
	Princeton	L	0-5
5/20	Duluth Central	W	8-1
5/21	Duluth East	L	2-4
5/23	Cloquet	W	14-7
	North Branch	L	4-5
	<u>South Sub-Region 7AA Tournament</u>		
5/28	St. Francis	W	11-7
5/29	North Branch	L	2-3

1986 Season (10-9)			
<u>Regular Season (8-7)</u>			
4/17	Duluth Central	L	1-9
4/19	North Branch	W	13-2
4/22	Duluth Cathedral	W	3-2
4/29	Two Harbors	L	3-9
5/1	Duluth Denfeld	W	15-1
5/3	Grand Rapids	L	8-10
5/3	Grand Rapids	L	6-15
5/6	Hermantown	W	3-2
5/14	Duluth East	L	4-6
5/15	Cloquet	W	6-2
5/16	Superior	L	12-14
5/19	Silver Bay	W	15-1
5/20	Princeton	W	12-10
5/22	Hibbing	W	8-5
5/23	Brainerd	L	4-5
<u>South Sub-Region 7AA Tournament</u>			
5/27	North Branch	W	3-2
5/28	Princeton	W	9-1
5/28	Cambridge	L	1-4
<u>Region 7AA Tournament</u>			
6/3	Duluth Central	L	5-6

1987 Season (13-5)			
<u>Regular Season (12-4)</u>			
4/14	Duluth Central	W	7-1
4/23	Superior	L	5-12
4/24	Duluth Cathedral	W	13-1
4/25	North Branch	W	11-5
4/28	Two Harbors	W	8-3
4/30	Duluth Denfeld	W	10-9
5/2	Grand Rapids	L	2-3
5/2	Grand Rapids	L	1-11
5/5	Hermantown	W	7-1
5/7	Duluth East	W	6-1
5/8	St. Francis	W	16-0
5/9	Duluth Denfeld	W	9-0
5/9	Cloquet	W	2-0
5/12	Silver Bay	W	13-3
5/14	Cloquet	L	1-3
5/23	Duluth East	W	8-3
<u>South Sub-Region 7AA Tournament</u>			
5/27	Chisago Lakes	W	7-4
5/28	Cloquet	L	1-2

1988 Season (7-12)			
<u>Regular Season (6-11)</u>			
4/21	Superior	L	1-11
4/26	Two Harbors	W	9-8
4/28	Cloquet	W	6-5
5/3	Silver Bay	L	3-7
5/5	Duluth Central	L	5-7
5/6	Chisago Lakes	W	19-5
5/7	Brainerd	L	4-20
5/10	Duluth East	L	5-6
5/13	Grand Rapids	L	0-12
5/13	Grand Rapids	L	3-13
5/17	Hermantown	L	2-4
5/18	Duluth Denfeld	W	11-10
5/19	Duluth Marshall	W	8-2
5/20	Cambridge	L	3-7
5/	North Branch	W	9-8
5/25	Princeton	L	2-6
5/26	Hibbing	L	0-10
<u>South Sub-Region 7AA Tournament</u>			
5/31	North Branch	W	10-2
6/1	Princeton	L	0-2

1989 Season (3-11)			
<u>Regular Season (3-10)</u>			
4/20	Superior	W	3-2
4/21	North Branch	L	4-10
4/27	Cloquet	W	6-5
4/28	Two Harbors	L	2-3
5/2	Silver Bay	L	7-8
5/9	Duluth East	L	3-5
5/	Grand Rapids	L	3-13
5/	Grand Rapids	L	1-13
5/11	Duluth Denfeld	L	4-5
5/16	Hermantown	W	7-6
5/17	Duluth Central	L	2-3
5/19	Cambridge	L	4-12
5/23	Princeton	L	3-4
<u>Section 7AA Playoffs</u>			
5/30	Cloquet	L	7-12

1990 Season (8-11)			
<u>Regular Season (7-10)</u>			
4/19	Superior	W	4-3
4/20	North Branch	W	2-1
4/26	Cloquet	W	6-3
5/1	Silver Bay	W	4-0
5/3	Duluth Central	W	14-5
5/4	St. Francis	L	2-14
5/5	Duluth Denfeld	W	9-6
5/5	Cloquet	W	9-5
5/8	Duluth East	L	2-7
5/10	Duluth Denfeld	L	3-10
5/11	Grand Rapids	L	3-12
5/11	Grand Rapids	L	1-4
5/15	Hermantown	L	5-6
5/18	Cambridge	L	2-7
5/23	Two Harbors	L	3-8
5/24	Hibbing	L	4-6
5/25	Greenway	L	5-6
<u>Section 7AA Playoffs</u>			
5/29	Duluth Denfeld	W	9-1
5/31	Princeton	L	3-5

1991 Season (5-13)			
<u>Regular Season (4-12)</u>			
4/18	Superior	L	1-9
	North Branch	L	2-3
4/23	Two Harbors	L	4-14
4/25	Cloquet	L	0-10
5/2	Duluth Central	W	5-1
5/3	Brainerd	L	20-23
5/7	Duluth East	L	2-7
5/9	Duluth Denfeld	W	12-0
5/10	Grand Rapids	L	1-12
5/10	Grand Rapids	L	8-9
5/14	Hermantown	L	4-10
5/15	Cambridge	W	12-7
5/16	Greenway	L	7-12
5/20	Silver Bay	W	16-3
5/21	Princeton	L	4-5
5/23	Hibbing	L	1-8
<u>Section 7AA Playoffs</u>			
5/28	Duluth Denfeld	W	12-5
5/30	Cambridge	L	1-9

1992 Season (8-9)			
Lake Superior Conference Champions			
<u>Regular Season (7-8)</u>			
4/24	North Branch	W	5-3
4/25	Cloquet	W	10-7
4/28	Silver Bay	W	15-2
4/30	Duluth Central	W	10-3
5/1	Superior	L	3-11
5/2	Duluth East	L	3-4
5/5	Duluth East	W	9-8
5/6	Two Harbors	L	2-3
5/7	Duluth Denfeld	W	12-9
5/8	Grand Rapids	L	3-13
	Hermantown	W	10-3
5/14	Greenway	L	2-12
	Princeton	L	2-12
5/21	Hibbing	L	0-4
5/22	Cambridge	L	1-2
<u>Section 7AA Playoffs</u>			
5/26	Duluth Denfeld	W	5-4
5/28	Cambridge	L	0-4

1993 Season (9-9)			
<u>Regular Season (9-8)</u>			
4/20	Two Harbors	L	2-7
4/22	Cloquet	W	6-1
	North Branch	W	12-7
4/30	Mahtomedi	W	8-7
5/3	Duluth Central	W	10-7
5/4	Duluth East	L	3-4
5/6	Duluth Denfeld	L	5-6
	Duluth East	L	5-7
	Duluth Denfeld	W	6-3
5/10	Princeton	W	11-4
5/11	Virginia	L	2-3
5/13	Superior	W	13-5
	Silver Bay	W	13-8
5/20	Grand Rapids	L	2-4
	Cambridge	L	0-17
5/24	Hermantown	L	4-10
5/25	Hibbing	W	5-4
<u>Section 7AA Playoffs</u>			
5/29	North Branch	L	0-2

1994 Season (8-10)			
<u>Regular Season (8-9)</u>			
4/16	Princeton	W	17-9
4/16	Minneapolis Edison	W	9-2
4/19	Two Harbors	W	11-4
4/21	Cloquet	L	0-5
4/22	North Branch	W	5-2
5/3	Duluth East	L	3-7
5/4	Silver Bay	W	10-5
5/5	Duluth Denfeld	W	12-2
5/7	Superior	L	6-16
5/9	Princeton	W	9-4
5/10	Virginia	W	17-9
5/11	Duluth Central	L	4-5
5/13	Greenway	L	4-5
5/17	Hermantown	L	0-3
5/19	Grand Rapids	L	4-8
5/20	Cambridge	L	11-15
5/24	Hibbing	L	3-6
<u>Section 7AA Playoffs</u>			
5/25	Forest Lake	L	1-6

1995 Season (4-12)			
<u>Regular Season (3-11)</u>			
4/25	Silver Bay	W	10-8
4/26	Two Harbors	L	8-18
4/27	Duluth Central	L	1-13
4/28	North Branch	W	5-2
5/2	Duluth East	L	5-7
5/4	Duluth Denfeld	L	9-10
5/5	Superior	W	7-3
5/10	Cloquet	L	3-6
5/12	Greenway	L	1-7
5/16	Hermantown	L	2-6
5/18	Grand Rapids	L	9-16
5/18	Virginia	L	9-10
	Cambridge	L	2-13
5/22	Hibbing	L	2-5
<u>Section 7AA Playoffs</u>			
5/24	Duluth Denfeld	W	5-1
5/26	Duluth Central	L	1-8

1996 Season (8-10)			
<u>Regular Season (8-9)</u>			
4/23	Silver Bay	W	13-1
4/26	North Branch	W	6-5
4/29	Hibbing	L	0-1
4/30	Superior	L	1-6
5/2	Cloquet	W	10-2
5/4		L	
5/6	Virginia	W	11-2
5/7	Two Harbors	W	9-8
5/9	Hermantown	L	6-9
5/10	Greenway	L	8-9
5/13	Duluth Marshall	W	13-1
5/17	Cambridge	W	6-1
5/18	Duluth East	L	1-10
5/20	Duluth Central	W	9-1
5/21	Duluth Denfeld	L	5-6
5/23	Cloquet	L	3-8
5/23	Grand Rapids	L	2-12
<u>Section 7AA Playoffs</u>			
5/28	Duluth Denfeld	L	5-6

1997 Season (3-15)			
<u>Regular Season (3-14)</u>			
4/17	Esko	W	5-4
4/22	Silver Bay	L	2-5
4/23	Duluth Marshall	W	17-3
4/24	Duluth Denfeld	L	3-13
4/25	North Branch	L	
4/26	Duluth Central	L	7-8
4/28	Hibbing	L	2-11
4/29	Superior	W	7-5
5/1	Cloquet	L	0-4
5/3	Centennial	L	
5/3	Benilde-St. Margaret's	L	
5/5	Virginia	L	2-12
5/6	Two Harbors	L	6-14
5/8	Hermantown	L	1-8
5/9	Greenway	L	3-9
5/13	Duluth East	L	2-6
5/15	Grand Rapids	L	1-11
<u>Section 7AA Playoffs</u>			
5/27	Cloquet	L	0-11

1998 Season (6-14)			
<u>Regular Season (6-13)</u>			
4/14	Duluth Marshall	W	11-3
4/16	Esko	W	9-3
4/17	Duluth Denfeld	L	2-3
4/21	Silver Bay	W	6-5
4/23	Duluth Central	L	3-8
4/24	North Branch	W	12-2
4/27	Hibbing	L	1-9
4/28	Superior	L	2-12
4/30	Cloquet	L	0-15
5/2	Centennial	L	3-14
5/2	St. Anthony Village	W	14-4
5/4	Virginia	L	2-14
5/5	Two Harbors	L	1-4
5/7	Hermantown	L	1-8
5/8	Greenway	L	3-9
5/12	Duluth East	L	0-10
5/14	Grand Rapids	L	8-22
5/19	Nashwauk-Keewatin	L	4-14
5/21	Duluth Denfeld	W	5-2
<u>Section 7AA Playoffs</u>			
5/26	Cloquet	L	0-10

1999 Season (6-14)			
<u>Regular Season (6-13)</u>			
4/13	Duluth Marshall	W	13-3
4/16	Duluth Denfeld	L	1-5
4/20	Silver Bay	W	4-3
4/22	Esko	L	1-2
4/23	North Branch	W	11-8
4/24	Duluth Central	L	0-4
4/26	Duluth Denfeld	L	4-5
4/27	Superior	L	3-4
4/29	Cloquet	L	3-13
5/1	Centennial	L	
5/1	St. Agnes	L	
5/3	Virginia	L	3-7
5/4	Two Harbors	W	9-2
5/6	Hermantown	W	3-1
5/12	Duluth East	L	5-13
5/13	Grand Rapids	W	10-8
5/14	Greenway	L	9-15
	Nashwauk-Keewatin	L	
5/20	Hibbing	L	2-13
<u>Section 7AA Playoffs</u>			
5/25	Duluth Denfeld	L	3-7

2000 Season (7-13)			
<u>Regular Season (7-12)</u>			
4/14	North Branch	L	11-12
4/18	Duluth Denfeld	L	0-3
4/24	Duluth Marshall	W	7-1
4/25	Superior	L	3-4
4/26	Grand Rapids	L	1-10
4/27	Duluth Central	W	7-6
5/2	Hermantown	W	9-5
5/4	Cloquet	L	4-14
5/6	St. Agnes	W	3-0
5/6	St. Anthony Village	L	0-10
5/9	Two Harbors	L	3-4
5/12	Greenway	L	5-6
5/16	Esko	L	5-7
5/17	Virginia	L	3-6
5/18	Duluth East	L	1-14
5/20	Silver Bay	W	6-4
5/22	Duluth Denfeld	W	8-5
5/23	Nashwauk-Keewatin	L	6-7
5/25	Hibbing	W	6-5
<u>Section 7AAA Playoffs</u>			
5/30	Virginia	L	3-6

2001 Season (1-17)			
<u>Regular Season (1-16)</u>			
4/19	Grand Rapids	L	4-8
4/26	Two Harbors	L	2-8
5/1	Duluth Central	L	1-12
5/3	Superior	L	3-6
5/5	Centennial	L	3-9
5/5	St. Agnes	W	5-3
5/7	Virginia	L	7-8
5/8	Cloquet	L	1-5
5/10	Duluth Marshall	L	3-4
5/11	Greenway	L	6-22
5/14	Esko	L	0-5
5/16	Duluth East	L	1-13
5/16	Hermantown	L	6-7
5/17	Duluth Denfeld	L	1-2
	North Branch	L	1-11
	Silver Bay	L	5-16
5/24	Hibbing	L	1-3
<u>Section 7AAA Playoffs</u>			
5/29	Grand Rapids	L	0-12

2002 Season (4-14)			
<u>Regular Season (4-13)</u>			
4/13	Chisago Lakes	L	2-5
	Virginia	L	3-6
4/23	Duluth East	L	0-16
4/30	Duluth Central	L	0-4
5/2	Superior	L	0-16
5/4	St. Anthony Village	L	2-4
5/6	Two Harbors	W	18-7
5/7	Cloquet	L	0-10
5/10	Greenway	L	0-14
5/14	Hermantown	L	4-14
5/16	Duluth Denfeld	W	3-1
5/17	Duluth Marshall	W	11-8
5/18	Grand Rapids	L	0-14
5/20	North Branch	L	3-9
5/21	Nashwauk-Keewatin	L	1-8
5/22	Esko	W	15-5
5/23	Hibbing	L	5-9
<u>Section 7AAA Playoffs</u>			
5/28	Hibbing	L	0-14

2003 Season (4-16)			
<u>Regular Season (4-15)</u>			
	Virginia	L	4-10
	Chisago Lakes	L	0-5
4/22	Duluth East	L	6-12
4/24	Two Harbors	W	15-6
4/25	Mora	L	7-9
4/29	Grand Rapids	L	0-8
5/1	Duluth Central	W	14-10
5/2	Burnsville	L	0-7
5/6	Superior	L	0-16
5/7	Greenway	L	5-14
5/8	Cloquet	L	0-11
5/10	Becker	W	5-2
5/12	Esko	L	2-9
5/13	Duluth Marshall	W	9-5
5/14	Carlton	L	6-10
5/15	Hermantown	L	3-13
5/20	Nashwauk-Keewatin	L	3-4
5/21	Duluth Denfeld	L	3-10
5/22	Hibbing	L	3-15
<u>Section 7AAA Playoffs</u>			
5/27	Grand Rapids	L	1-11

2004 Season (11-10)			
<u>Regular Season (10-9)</u>			
4/15	Virginia	L	1-18
4/17	Chisago Lakes	L	0-19
4/20	Ely	L	3-4
4/22	Mesabi East	W	20-2
4/26	Carlton	W	6-3
4/29	Two Harbors	W	5-2
4/30	Mora	W	11-7
5/1	International Falls	L	7-15
5/4	Grand Rapids	L	0-10
5/7	Duluth Central	W	10-3
5/11	Superior	L	1-11
5/12	Greenway	W	8-6
5/13	Cloquet	W	5-4
5/17	Esko	L	0-5
5/18	Duluth Marshall	W	9-8
5/21	Eveleth-Gilbert	W	11-1
5/	Hermantown	L	1-10
5/26	Duluth Denfeld	L	3-6
5/28	Hibbing	W	7-2
<u>Section 7AA Playoffs</u>			
6/2	Eveleth-Gilbert	W	11-7
6/3	Hermantown	L	2-5

2005 Season (8-14)			
<u>Regular Season (7-13)</u>			
4/12	Eveleth-Gilbert	L	3-9
4/14	Virginia	W	16-3
4/16	Chisago Lakes	L	4-14
4/21	Mesabi East	W	6-4
4/25	Carlton	W	14-4
4/28	Two Harbors	W	6-4
4/29	Mora	L	2-7
4/30	International Falls	L	2-3
5/3	Grand Rapids	L	1-13
5/5	Duluth Central	W	5-4
5/10	Superior	L	2-6
5/11	Greenway	L	13-16
5/12	Cloquet	L	3-12
5/14	Ely	W	8-4
5/16	Esko	L	7-8
5/17	Duluth Marshall	L	7-17
5/24	Hermantown	L	0-6
5/24	Nashwauk-Keewatin	L	4-6
5/26	Hibbing	L	0-6
5/27	Duluth Denfeld	W	6-4
<u>Section 7AA Playoffs</u>			
6/1	Greenway	W	2-1
6/2	Esko	L	3-13

2006 Season (10-10-1)			
<u>Regular Season (10-9-1)</u>			
4/3	Milaca	W	9-3
4/17	ML-WR	W	11-5
4/18	Ely	L	5-6
4/20	Mesabi East	W	12-2
4/24	Nashwauk-Keewatin	W	8-6
4/27	Two Harbors	L	3-4
4/28	Mora	T	8-8
4/29	International Falls	W	6-4
5/3	Virginia	W	8-7
5/4	Duluth Central	W	6-2
5/9	Superior	W	8-4
5/11	Cloquet	L	2-5
5/15	Esko	L	10-11
5/17	Greenway	L	3-6
5/18	Hermantown	L	2-3
5/19	Eveleth-Gilbert	W	15-5
5/22	Duluth Marshall	L	1-7
5/23	Crosby-Ironton	W	7-2
5/24	Duluth Denfeld	L	5-6
5/25	Hibbing	L	3-10
<u>Section 7AA Playoffs</u>			
5/31	Duluth Marshall	L	8-9

2007 Season (12-12)			
<u>Regular Season (9-10)</u>			
4/5	Milaca	W	2-1
4/16	ML-WR	W	10-3
4/19	Mesabi East	W	12-0
4/20	Two Harbors	L	1-7
4/23	Hinckley-Finlayson	L	2-12
4/26	Ashland	L	7-8
4/27	Mora	W	9-8
4/28	International Falls	W	7-2
4/30	Virginia	W	5-4
5/3	Duluth Central	L	1-11
5/8	Superior	L	3-10
5/9	Greenway	L	4-6
5/10	Cloquet	L	0-5
5/14	Esko	W	11-1
5/17	Hermantown	L	0-2
5/18	Eveleth-Gilbert	W	5-3
5/19	Duluth Marshall	L	5-6
5/22	Crosby-Ironton	W	13-5
5/24	Hibbing	L	1-17
<u>Section 7AA Playoffs</u>			
5/30	International Falls	W	7-6
5/31	Crosby-Ironton	W	9-6
5/31	Greenway	W	2-1
6/5	Hinckley-Finlayson	L	6-8
6/5	Duluth Marshall	L	7-16
2008 Season (5-16)			
<u>Regular Season (5-15)</u>			
4/3	Milaca	L	2-5
4/17	Mora	L	3-4
4/19	ML-WR	L	5-6
4/28	Virginia	W	1-0
4/30	Mora	L	4-11
5/1	Duluth Central	W	9-7
5/6	Superior	L	6-12
5/7	Greenway	W	3-1
5/8	Cloquet	L	3-6
5/9	Ashland	L	5-6
5/10	Meadow Creek	L	6-7
5/12	Esko	L	5-6
5/14	Two Harbors	W	13-10
5/14	Duluth Marshall	W	7-5
5/15	Hermantown	L	3-10
5/16	Eveleth-Gilbert	L	3-11
5/19	International Falls	L	1-13
5/20	Crosby-Ironton	L	0-7
5/21	Duluth Denfeld	L	1-11
5/22	Hibbing	L	2-10
<u>Section 7AA Playoffs</u>			
5/28	Greenway	L	4-10

2009 Season (6-14)			
<u>Regular Season (6-13)</u>			
4/7	Duluth Marshall	W	14-4
4/13	St. Francis	L	1-20
4/17	Two Harbors	L	2-5
4/18	ML-WR	L	2-12
4/23	Ashland	L	5-11
4/25	International Falls	L	3-7
4/28	Virginia	L	0-6
5/1	Duluth Central	L	3-4
5/6	Greenway	L	5-6
5/7	Cloquet	L	0-10
5/8	Meadow Creek	W	3-1
5/11	Esko	W	12-4
5/11	Superior	L	2-3
5/12	Duluth Marshall	W	3-1
5/14	Hermantown	L	5-6
5/15	Eveleth-Gilbert	W	5-1
5/19	Crosby-Ironton	W	5-2
5/20	Duluth Denfeld	L	10-11
5/21	Hibbing	L	8-9
<u>Section 7AA Playoffs</u>			
5/27	Hermantown	L	1-5
2010 Season (15-7)			
<u>Regular Season (12-5)</u>			
4/23	Two Harbors	W	16-5
4/27	Washburn	W	15-3
4/29	Ashland	L	0-13
5/1	ML-WR	W	14-5
5/3	Virginia	W	8-4
5/6	Duluth Central	L	2-6
5/10	Esko	W	8-2
5/11	Superior	W	11-1
5/12	Greenway	L	5-7
5/17	Aitkin	W	9-3
5/18	Duluth Marshall	W	8-0
5/20	Hermantown	W	17-4
5/21	Eveleth-Gilbert	L	3-6
5-24	Duluth Denfeld	L	1-6
5/25	Crosby-Ironton	W	4-2
5/26	Cloquet	W	9-4
5/27	Hibbing	W	3-0
<u>Section 7AA Playoffs</u>			
6/2	Two Harbors	W	10-0
6/3	Virginia	W	9-4
6/3	Cloquet	L	2-7
6/9	Mora	W	7-5
6/9	Cloquet	L	0-4

2011 Season (22-4)			
Lake Superior Conference Champions, Section 7AA Champions			
<u>Regular Season (15-1)</u>			
4/8	ML-WR	W	21-7
4/21	Two Harbors	W	17-2
4/29	Mora	W	2-1
5/2	Virginia	W	8-3
5/3	Ashland	W	10-4
5/5	Greenway	W	9-3
5/9	Esko	W	26-4
5/10	Superior	W	2-1
5/12	Cloquet	W	7-6
5/16	Aitkin	W	21-3
5/17	Duluth Marshall	W	14-2
5/19	Hermantown	W	8-3
5/20	Eveleth-Gilbert	W	7-3
5/23	Duluth Central	L	2-8
5/24	Crosby-Ironton	W	13-2
5/26	Hibbing	W	16-5
<u>Section 7AA Playoffs</u>			
6/1	Pine City	W	4-1
6/2	International Falls	W	17-0
6/2	Hermantown	L	2-10
6/7	Virginia	W	1-0
6/7	Mora	W	13-3
6/9	Hermantown	W	6-3
6/9	Hermantown	W	4-3
<u>State Class AA Tournament</u>			
6/16	Fairmont	L	1-6
6/17	St Anthony Village	W	4-1
6/17	Delano	L	1-5

2012 Season (19-7)			
Section 7AA Champions, State Class AA Third-Place Champions			
<u>Regular Season (12-6)</u>			
4/10	Eveleth-Gilbert	W	10-0
4/13	Hermantown	L	3-4
4/17	Esko	W	17-7
4/20	Two Harbors	W	19-0
4/24	Greenway	W	8-5
4/26	Ashland	L	1-2
4/28	Mora	L	4-5
4/30	Virginia	W	15-1
5/3	ML-WR	W	12-0
5/8	Superior	W	8-0
5/10	Cloquet	L	3-4
5/15	Duluth Marshall	W	5-0
5/17	Hermantown	W	7-5
5/18	Thief River Falls	L	4-5
5/19	Superior	L	9-15
5/19	Hibbing	W	10-5
5/22	Duluth Denfeld	W	15-2
5/25	Crosby-Ironton	W	10-0
<u>Section 7AA Playoffs</u>			
5/30	Eveleth-Gilbert	W	9-0
5/31	Two Harbors	W	7-1
5/31	Cloquet	W	9-7
6/5	Hermantown	W	9-0
6/7	Cloquet	W	9-2
<u>State Class AA Tournament</u>			
6/14	Mpls. Washburn	W	1-0
6/15	St. Cloud Cathedral	L	8-9
6/15	Fairmont	W	6-0

2013 Season (11-7)			
<u>Regular Season (8-5)</u>			
5/3	ML-WR	W	9-1
5/7	Superior	L	4-5
5/8	Greenway	W	10-0
5/9	Cloquet	L	4-7
5/11	Ashland	L	2-7
5/13	Eveleth-Gilbert	W	13-3
5/14	Duluth Marshall	W	10-1
5/15	Two Harbors	W	10-0
5/16	Esko	W	7-6
5/16	Hermantown	L	3-5
5/17	Thief River Falls	W	5-2
5/23	Aitkin	L	3-4
5/24	Duluth Denfeld	W	6-1
<u>Section 7AA Playoffs</u>			
5/29	Virginia	W	7-0
5/29	International Falls	L	0-2
5/30	ML-WR	W	11-1
5/30	Mora	W	5-3
6/04	International Falls	L	0-1

2014 Season (6-9)			
<u>Regular Season (6-8)</u>			
4/22	Greenway	W	15-2
4/26	Mora	L	4-11
4/28	Virginia	W	25-10
5/02	Two Harbors	L	10-12
5/05	Ashland	L	0-5
5/06	Superior	L	3-6
5/13	Duluth Marshall	W	8-7
5/14	Cloquet	L	2-3
5/15	Hermantown	L	0-2
5/16	Thief River Falls	L	2-3
5/17	Superior	W	9-8
5/17	Hibbing	W	5-4
5/20	Duluth Denfeld	L	6-11
5/22	Aitkin	W	12-7
<u>Section 7AA Playoffs</u>			
5/27	Virginia	L	1-2

2015 Season (12-11)			
<u>Regular Season (10-9)</u>			
4/07	Eveleth-Gilbert	W	11-0
4/10	Hermantown	W	7-5
4/11	Mora	L	0-6
4/13	Ashland	W	9-3
4/17	Esko	W	14-4
4/25	Superior	L	2-5
4/25	Esko	W	6-5
4/27	Virginia	W	6-2
4/30	Greenway	W	14-6
5/01	Two Harbors	W	12-1
5/05	Superior	L	2-4
5/07	Cloquet	L	2-5
5/08	ML-WR	L	4-6
5/12	Duluth Marshall	L	5-7
5/16	Thief River Falls	W	2-0
5/16	Hibbing	L	2-3
5/19	Duluth Denfeld	L	2-12
5/21	Aitkin	W	4-3
5/23	Ashland	L	1-8
<u>Section 7AA Playoffs</u>			
5/26	Hibbing	W	3-2
5/26	Hermantown	W	10-9
5/28	Cloquet	L	5-10
5/28	Duluth Marshall	L	0-1

2016 Season (19-7)**Lake Superior Conference Champions,
Section 7AA Champions****Regular Season (13-5)**

4/15	Hermantown	L	15-0
4/15	Eveleth-Gilbert	W	11-1
4/16	Mora	W	6-0
4/22	Mesabi East	W	16-2
4/23	St. Cloud Cathedral	L	1-6
4/28	Ashland	W	12-8
4/29	Esko	L	1-7
5/3	ML-WR	W	8-7
5/5	Greenway	W	8-7
5/6	Two Harbors	W	13-1
5/11	Superior	W	4-3
5/12	Cloquet	L	2-5
5/13	Crosby-Ironton	W	13-3
5/17	Duluth Marshall	W	5-0
5/19	Hermantown	W	5-0
5/21	Greenway	W	14-6
5/21	Hibbing	L	9-10
5/24	Duluth Denfeld	W	11-6

Section 7AA Playoffs

6/1	Eveleth-Gilbert	W	7-0
6/1	Virginia	W	11-0
6/2	Mora	W	5-1
6/7	Esko	W	10-7
6/9	Aitkin	W	12-2

State Class AA Tournament

6/16	Maple Lake	L	0-1
6/17	Pine Island	W	12-5
6/17	East Grand Forks	L	8-9

2017 Season (10-12)**Regular Season (7-11)**

4/11	Eveleth-Gilbert	W	10-4
4/22	St. Cloud Cathedral	W	15-4
4/24	Virginia	L	1-3
4/28	Crosby-Ironton	W	9-0
5/2	ML-WR	W	11-1
5/4	Greenway	W	8-4
5/5	Two Harbors	L	8-9
5/9	Superior	L	3-4
5/11	Cloquet	W	8-3
5/12	Ashland	W	7-6
5/18	Hermantown	L	8-9
5/19	Hibbing	L	0-1
5/19	Cloquet	L	2-5
5/20	Superior	L	2-14
5/23	Duluth Denfeld	L	3-12
5/24	Duluth Marshall	L	1-7
5/25	Esko	L	1-12

Section 7AA Playoffs

5/30	International Falls	W	7-6
5/30	Duluth Marshall	L	2-8
6/1	Mora	W	10-3
6/1	Eveleth-Gilbert	W	17-6
6/6	Aitkin	L	1-2

SECTION A, ROW 7

TEAM BATTING LEADERS

Games, Season

26	2011
26	2012
26	2016
24	2007
23	2015

At Bats, Season

740	2012
731	2011
709	2016
622	2007
604	2015

Runs Scored, Inning

	<u>Opponent</u>	<u>Year</u>
12	Eveleth-Gilbert	2017
11	Eveleth-Gilbert	2006
10	Cotton	1964
10	Silver Bay	1965
10	Virginia	2005
10	Carlton	2005
10	Hermantown	2010

Runs Scored, Game

	<u>Opponent</u>	<u>Year</u>
26	Esko	2011
25	Virginia	2014
23	Duluth Cathedral	1980
21	Duluth East	1956
21	ML-WR	2011
21	Aitkin	2011

Runs Scored, Season

236	2011
218	2012
204	2016
161	2010
139	2006

Runs Scored Avg., Season

9.08	2011
8.38	2012
7.85	2016
7.32	2010
7.06	1987

Hits, Inning

	<u>Opponent</u>	<u>Year</u>
5	Hermantown	1970
5	Greenway	2000
4	Duluth Cathedral	1949

Hits, Game

	<u>Opponent</u>	<u>Year</u>
19	Aitkin	2011
18	Esko	2011
17	Greenway	2005
16	Duluth Denfeld	1963
16	Cloquet	2010
16	Duluth Marshall	2011
16	Two Harbors	2012
16	Virginia	2014

Hits, Season

241	2012
233	2011
217	2016
187	2010
166	2004

Doubles, Inning

	<u>Opponent</u>	<u>Year</u>
3	St. Cloud Cath.	2017

Doubles, Game

	<u>Opponent</u>	<u>Year</u>
7	St. Cloud Cath.	2017
4	Duluth Denfeld	1991

Doubles, Season

46	2011
40	2010
40	2017
37	2012
34	2016

Triples, Season

10	2004
10	2006
9	1980
9	2007
8	2015
8	2016

Home Runs, Consecutive

	<u>Opponent</u>	<u>Year</u>
3	Eveleth-Gilbert	2004

Home Runs, Game

	<u>Opponent</u>	<u>Year</u>
4	Duluth Marshall	2002
3	Northwestern	1973
3	Superior	1993
3	Two Harbors	1999
3	Hermantown	2000
3	Eveleth-Gilbert	2004
3	Duluth Central	2005

Home Runs, Season

13	1982
11	2012
9	2002
9	2005
8	1998
8	2000
8	2011

Runs Batted In, Game

	<u>Opponent</u>	<u>Year</u>
20	Virginia	2014

Runs Batted In, Season

185	2011
180	2012
161	2016
138	2010
111	2017

Stolen Bases, Game

	<u>Opponent</u>	<u>Year</u>
9	Duluth Central	1986
9	Crosby-Ironton	2011
8	Hermantown	1986

Stolen Bases, Season

81	1980
58	2011
53	2012
52	1977
52	2000

On-Base Pct., Season

.434 2010
.434 2011
.429 2012
.422 2016
.401 2017

Slugging Pct., Season

.434 2011
.426 2012
.407 2010
.398 2016
.386 2017

Batting Average, Season

.326 2012
.319 2011
.314 2010
.306 2016
.279 1977
.279 1988
.279 2004

Strikeouts, Game

	<u>Opponent</u>	<u>Year</u>
	<u>Opposing Pitcher(s)</u>	
18	Duluth Central	1951
	Bill Vale	
18	Dul. Morgan Park	1958
	John Gornick	
17	Duluth East	1958
	Mike Goldfine	
17	Duluth Denfeld	2001
	Ben Jukich	
16	Cloquet	1997
	J. Crowley & K. Nosan	

Strikeouts, Season

148 1982
147 2015
142 1984
140 1983
139 2007

Bases on Balls, Game

	<u>Opponent</u>	<u>Year</u>
18	ML-WR	2011
16	Virginia	2014
12	Ashland	2016
11	Aitkin	2014
10	Duluth Denfeld	1971
10	Duluth Central	1979
10	ML-WR	2010
10	Eveleth-Gilbert	2016

Bases on Balls, Season

132 2011
125 2012
120 1986
119 2016
115 2017

SECTION A, ROW 8

TEAM PITCHING LEADERS

Games, Season

26 2011
26 2012
26 2016
24 2007
23 2015

Complete Games, Season

17 2010
15 1990
15 2011
15 2012
14 2006

Wins, Season

22 2011
19 2012
19 2016
15 2010
14 1977

Win-Loss Pct., (W-L), Season

.846, (22-4) 2011
.800, (12-3) 1980
.778, (14-4) 1977
.765, (13-4) 1981
.731, (19-7) 2012
.731, (19-7) 2016

Consecutive Wins, Year

13 2011
9 1980
9 2012
8 1981
6 1987
6 2016

Losses, Season

17 2001
16 2003
16 2008
15 1997
14 1998
14 1999
14 2002
14 2005
14 2009

Consecutive Losses, Season

12 2001
10 1997
9 1990
9 2009
7 1976
7 1994
7 1995
7 1998
7 1999
7 2008
7 2017

Consecutive Losses Year(s)

18 2001-02
10 1997
9 1990
9 2003-04
9 2009

Saves, Season

4 2004
4 2016
2 1985
2 1986
2 2005
2 2009
2 2012
2 2015
2 2017

Shutouts, Season

10 2012
6 1981
5 2016
4 1980
3 1949
3 1977
3 1987
3 2010
3 2013

Shutouts, Consecutive

3 1987
2 1949
2 1976
2 1981
2 2010
2 2012
2 2012
2 2016

Earned Run Average, Season

0.90 1981
0.97 1978
1.56 1972
1.66 2013
1.87 2012

Innings Pitched, Game

Year	Opponent
13 1987	Cloquet
12 1983	Hibbing
11 1969	Hermantown
11 1975	Dul. Cathedral
11 2011	Superior

Innings Pitched, Season

175.2 2012
171.0 2011
163.0 2016
160.0 2007
152.1 2015

Runs Allowed, Inning

Insufficient Data

Runs Allowed, Game

Year	Opponent
23 1991	Brainerd
22 1998	Grand Rapids
22 2001	Greenway
20 1988	Brainerd
20 2009	St. Francis

Runs Allowed, Season

187 2003
171 1998
166 2002
166 2005
159 2008
153 2001

Runs Allowed Avg., Season

1.76	1981
2.65	1978
2.72	2013
3.04	2012
3.06	1971

Earned Runs, Game

Insufficient Data

Earned Runs, Season

152	2003
137	2002
136	2005
116	2001
107	2004

Hits Allowed, Inning

Insufficient Data

Hits Allowed, Game

	<u>Year</u>	<u>Opponent</u>
18	1968	Esko
18	2004	Int'l Falls
17	1976	Silver Bay
16	2014	Virginia
15	1998	Virginia
15	1998	Nshwk-Kwtn
15	2005	Esko
15	2006	Hibbing
15	2011	Duluth Central
15	2011	Hermantown

Hits Allowed, Season

187	2003
181	2008
179	2002
178	2005
177	2006

Hits Allowed / 7 Inn., Season

2.63	1981
3.86	1978
4.22	1977
4.71	1980
5.30	1971
5.30	1972

Walks Allowed, Inning

Insufficient Data

Walks Allowed, Game

	<u>Year</u>	<u>Opponent</u>
13	1978	Duluth Central
13	1966	Silver Bay
11	1983	Denfeld-MP
11	1998	Grand Rapids
11	2005	Dul. Denfeld

Walks Allowed, Season

114	2016
108	2005
107	2004
94	1983
91	1988

Walks Allowed / 7 Inn., Season

1.91	2012
2.10	2010
2.37	2011
2.70	1972
2.90	2013

Strikeouts, Inning

Insufficient Data

Strikeouts, Game

	<u>Year</u>	<u>Opponent</u>
	<u>Pitcher(s)</u>	
19	1978	Cloquet
		Mike Grover
17	1962	Silver Bay
		Joe Lane
16	1977	Two Harbors
		Mike Grover
16	1981	Duluth East
		Bill Richardson
16	1990	Superior
		Chris Nylund
16	2015	Hermantown
		M. Morris, B. Forstrom

Strikeouts, Season

197	1982
168	1978
163	1981
161	1977
151	2012
151	2015

Strikeouts / 7 Innings, Season

10.47	1981
10.14	1978
10.04	1982
9.06	1980
8.83	1977

Hit by Pitch, Inning

	<u>Year</u>	<u>Opponent</u>
3	2012	St. Cl. Cath.
3	2016	E. Grnd Forks

Hit by Pitch, Game

	<u>Year</u>	<u>Opponent</u>
7	1998	Grand Rapids
6	2016	E. Grnd Forks
4	2016	Esko

Hit By Pitch, Season

29	2008
27	2003
23	2005
22	2004
22	2016

SECTION A, ROW 9

TEAM FIELDING LEADERS

<u>Fielding Pct.</u>	<u>Year</u>
.944	2011
.939	2012
.937	1977
.935	1981
.930	2013

<u>Total Chances</u>	<u>Year</u>
788	2012
770	2011
742	2007
707	2016
696	2006

<u>Put Outs</u>	<u>Year</u>
527	2012
511	2011
487	2016
480	2007
457	2015

<u>Assists</u>	<u>Year</u>
216	2011
213	2012
189	2006
181	2017
180	2007

<u>Errors Per Game</u>	<u>Year</u>
1.65	2011
1.71	1981
1.85	2012
1.89	1977
2.00	2016

SECTION A, ROW 10**SENIOR CLASS WIN PERCENTAGE**

A four-year cumulative W-L record

CLASS	WINS	LOSSES	TIES	PCT.
1947	3	7	0	.300
1948	6	15	0	.286
1949	12	21	1	.364
1950	14	23	1	.378
1951	12	17	1	.414
1952	9	10	1	.474
1953	3	4	0	.429
1954	2	4	0	.333
1955	1	8	0	.111
1956	3	11	0	.214
1957	4	14	0	.222
1958	4	17	1	.190
1959	4	17	1	.190
1960	4	20	1	.167
1961	7	22	1	.241
1962	10	21	0	.323
1963	14	21	0	.400
1964	17	18	0	.486
1965	17	20	0	.459
1966	16	22	0	.421
1967	16	21	0	.432
1968	13	25	0	.342
1969	12	26	0	.316
1970	16	25	0	.390
1971	21	28	0	.429
1972	24	26	0	.480
1973	27	27	0	.500
1974	22	34	0	.393
1975	17	38	0	.309
1976	20	43	0	.317
1977	28	38	0	.424
1978	37	32	0	.536
1979	40	27	0	.597
1980	44	19	0	.698
1981	43	19	0	.694
1982	43	22	0	.662
1983	41	28	0	.594
1984	37	35	0	.514
1985	32	39	0	.451
1986	31	39	0	.443
1987	39	32	0	.549
1988	38	34	0	.528
1989	33	37	0	.471
1990	31	39	0	.443
1991	23	47	0	.329

CLASS	WINS	LOSSES	TIES	PCT.
1992	24	44	0	.353
1993	30	42	0	.417
1994	30	41	0	.423
1995	29	40	0	.420
1996	29	40	0	.420
1997	23	47	0	.329
1998	21	51	0	.292
1999	23	53	0	.303
2000	22	56	0	.282
2001	20	58	0	.256
2002	18	58	0	.237
2003	16	60	0	.211
2004	20	57	0	.260
2005	27	54	0	.333
2006	33	50	1	.398
2007	41	46	1	.471
2008	35	52	1	.402
2009	33	52	1	.388
2010	38	49	0	.437
2011	48	41	0	.539
2012	62	32	0	.660
2013	67	25	0	.728
2014	58	27	0	.682
2015	48	34	0	.585
2016	48	34	0	.585
2017	47	39	0	.547

Top 10 Senior Class Win Pct.

CLASS	WINS	LOSSES	TIES	PCT.
2013	67	25	0	.728
1980	44	19	0	.698
1981	43	19	0	.694
2014	58	27	0	.682
1982	43	22	0	.662
2012	62	32	0	.660
1979	40	27	0	.597
1983	41	28	0	.594
2015	48	34	0	.585
2016	48	34	0	.585

SECTION A, ROW 11

COACHING RECORDS

Overall

Head Coach	Tenure	Years	G	W	L	T	Pct.
Kyle Wojtysiak	2010-17	8	178	114	64	0	.640
Tim Rohweder	2000-09	10	205	68	136	1	.333
Jim Bordson	1996-99	4	76	23	53	0	.303
Guy LeBlanc	1991-95	5	87	34	53	0	.391
Rich Petersson	1977-90	14	241	131	110	0	.544
Dave Anderson	1968-76	9	118	46	77	0	.390
Allan Johnson	1964-67	4	37	16	21	0	.432
Frank Johnson	1960-63	4	35	14	21	0	.400
Henry Chapman	1947-51;1954-59	11	70	20	48	2	.294
Jim McIntire	1952	1	1	0	1	0	.000
Victor Dryden	1938-39	2					
Total		70	1053	466	584	3	.444

Lake Superior Conference

Head Coach	Tenure	Years	G	W	L	T	Pct.
Kyle Wojtysiak	2010-17	8	55	25	30	0	.455
Tim Rohweder	2000-09	10	71	24	47	0	.338
Jim Bordson	1996-99	4	40	14	26	0	.350
Guy LeBlanc	1991-95	5	43	19	24	0	.442
Rich Petersson	1977-90	14	123	81	42	0	.659
Dave Anderson	1975-76	2	18	5	13	0	.278
Total	1975-2017	43	350	168	182	0	.480

Conference Championships

Rich Petersson	3	(1977, 1980, 1981)
Kyle Wojtysiak	2	(2011, 2016)
Guy LeBlanc	1	(1992)

Playoffs

Head Coach	Tenure	Years	G	W	L	Pct.
Kyle Wojtysiak	2010-17	8	46	31	15	.674
Tim Rohweder	2000-09	10	16	5	11	.313
Jim Bordson	1996-99	4	4	0	4	.000
Guy LeBlanc	1991-95	5	8	3	5	.375
Rich Petersson	1977-90	14	32	18	14	.563
Dave Anderson	1968-76	9	16	7	9	.438
Allan Johnson	1964-67	4	6	2	4	.333
Frank Johnson	1960-63	4	7	3	4	.429
Henry Chapman	1947-51;1954-58	10	14	4	10	.286
Jim McIntire	1952	1	1	0	1	.000
Total		69	150	73	77	.487

Sub-Region Championships

Rich Petersson	5	(1977, 1978, 1980, 1982, 1984)
Dave Anderson	1	(1976)

Region/Section Championships

Kyle Wojtysiak	3	(2011, 2012, 2016)
Dave Anderson	1	(1976)

SECTION A, ROW 12

ASSISTANT COACHES

2017 Anthony Bush, Drew Scherber, Jesse Meehl, Jake Lewis, Cody Dolsen
2016 Anthony Bush, Drew Scherber, Shane Deutschlander, Jesse Meehl
2015 Anthony Bush, Drew Scherber, Shane Deutschlander
2014 Anthony Bush, Drew Scherber, Sand Jokela, Shane Deutschlander
2013 Anthony Bush, Drew Scherber, Sand Jokela, Shane Deutschlander
2012 Anthony Bush, Drew Scherber, Sand Jokela
2011 Anthony Bush, Drew Scherber, Sand Jokela
2010 Anthony Bush, Drew Scherber, Sand Jokela
2009 Anthony Bush, Tony Olson
2008 Anthony Bush, Matt Bailey, Bob Eastman, Nick Podgornik
2007 Anthony Bush, Matt Bailey, Bob Eastman
2006 Anthony Bush, Nick Garramone, Kris Minor
2005 Anthony Bush, Nick Garramone
2004 Anthony Bush, Scott Wojtysiak
2003 Andy Bernard, Tim Bieze, Scott Wojtysiak
2002 Tim Bieze, Jake Kennedy, Scott Wojtysiak
2001 Rob Marohn
2000 Jay Lundgren, Rob Marohn, Cory Ward
1999 Scott McLeod
1998 Scott McLeod
1997 Derek Parendo, Chris Lonke
1996 Mark Slattengren, Chris Lonke
1995 Chris Lonke, Jeff Erikson
1994 Mark Slattengren
1993 Mark Slattengren
1992 Tim Przybylski, Kerry Helquist
1991 Scott Pionk
1990 Dave Anderson, Bill Kinnunen
1989 Dave Anderson
1988 Dave Anderson
1987 Dave Anderson
1986 Dave Anderson
1985 Dave Anderson
1984 Dave Anderson
1983 Dave Anderson
1982 Dave Anderson
1981 Dave Anderson
1980 Terry Egerdahl

SECTION A, ROW 13

PROCTOR RAILS BASEBALL—A HISTORY

This booklet's primary focus is on the "state tournament era," from the year of the first state tournament, 1947, through the 2017 season. Proctor High School has had a baseball team for all but one of those years (1953).

The first Rails baseball team assembled in 1938. Coached by Victor Dryden, the '38 squad won its first game by a 10–5 score against Carlton. Leonard Mortinsen tossed a five-hitter with 11 strikeouts for the win. In that year's District 26 tournament, Proctor defeated Carlton in the semifinals before losing to Cloquet in the finals. There's a 1939 District 26 championship trophy in the display case at PHS, but we have yet to find any news coverage pertaining to the 1939 season.

We do not have complete win-loss records for most of the years from 1947-69. As of this writing, no statistics have been uncovered for the years from 1938-39, 1947-69 and from 1991-99.

1947

The Minnesota State High School League sanctioned the first state baseball tournament in 1947. For its first three years, the tournament took place in August. Thus, high school teams played their seasons concurrently with American Legion teams.

Henry Chapman (1911–2006) coached the Rails. A World War II (and, later, Korean War) veteran, Chapman graduated from Minneapolis South High School and Augsburg College in Minneapolis. He earned the college's honor athlete award in 1939. Chapman played football and basketball for the Auggies and was inducted into the Augsburg Athletic Hall of Fame in 1983. He taught and coached at McVille, North Dakota, and Pine River, Minnesota, before coming to Proctor in 1946.

Proctor defeated Two Harbors, 8–6, at home on June 26 in the first official game of the season for any of the District 26 teams. Winning pitcher Charley Main had just two strikeouts but he walked only one batter in a complete game effort. The Rails' Ron Main had two hits and Don "Red" Fontaine scored three runs. Two Harbors pitcher Leon LaCasse, who struck out 18 Carlton batters in a previous exhibition game, struck out nine Rails batters but also issued 13 walks. The game was one of many "field day" events which saw Two Harbors students, grades 7-12, spend the day in Proctor and compete in archery, baseball, golf, softball, swimming and diving, tennis, and volleyball. When Two Harbors hosted Proctor students for its own "field day" on July 15, the Agates downed the Rails, 13–6. Proctor met Two Harbors for a third time in 1947, in the first District 26 tournament game ever played. On August 1, the teams met at the Duluth All-Sports Municipal Stadium—later named Wade Stadium—as a prelude to a Duluth Dukes vs. Aberdeen Pheasants Northern League game. Proctor won, 14–3. Pitcher Tom Bernard earned the win and Charley Main had three hits. The season ended with a 9–2 semifinals loss to Duluth Central, the third time the Trojans defeated the Rails that season. Central then lost to Duluth Denfeld in the District 26 championship. Denfeld went on to win the Region 7 tournament and the Hunters participated in the first state tournament.

1948

Proctor met Hermantown on a baseball diamond for the first time in 1948. Dale Bentz, who went on to a coaching career in football, basketball, and golf at Dowagiac (Michigan) Union High School, tossed a three-hitter as the Rails defeated the host Hawks, 6–5. The season also saw the emergence of pitcher Ron Main, who graduated from PHS in 1949 and went on to play baseball for Augsburg College. Main tossed a two-hit shutout as Proctor beat Duluth Morgan Park, 2–0, in the first round of the District 26 tournament before the Rails bowed out with a 7–1 loss to Denfeld in the semifinals. Remarkably, Chisholm won the state championship without the benefit of having played a regular season.

1949

Proctor and Cloquet played a 10-inning, 3–3, tie game on June 15. Both teams scored all their runs in the tenth before umpire Elmer Gorham (a PHS graduate and a member of the Proctor Hall of Fame) called the game because of darkness (Proctor and Hermantown played a nine-inning, 7–7 tie, also called due to darkness, on June 28). The Cloquet game wasn't recorded in the season record, but the Hermantown game counted. When the teams met again, they started from scratch and Cloquet won, 5–0. Following that loss, the Rails enjoyed a five-game win streak. It started with a one-hitter by Wayne Johanson in a 5–2 win against Duluth Cathedral. Next, Ron Main tossed the program's first known no-hitter, a 7–1 win over Duluth Central. Dale Erickson then tossed a complete game as the Rails beat Hermantown, 5–4. Main then threw a one-hitter in a 1–0 win against Morgan Park and he followed it with a four-hit shutout in a 3–0 victory over Two Harbors in the first round of the District 26 tournament. The streak ended, along with the season, as Proctor fell to Duluth Central, 13–3, in the semifinals. Norm Kragseth, Central's winning pitcher, cracked a home run over the wall at Duluth's municipal stadium. Kragseth went on to play football, basketball, and golf for Northwestern University and later became the first NFL official from Minnesota. Duluth hosted the state tournament in 1949, but no Duluth schools were represented. Eveleth, with players such as John Mayasich and Willard Ikola, better known for their hockey careers, represented Region 7.

1950

The state tournament moved to its current June placement on the calendar in 1950. There was no local regular season in the year that Denfeld won the state championship. Proctor lost its first-round District 26 tournament game to Esko, 12–5, at home. Proctor pitcher Dale Erickson allowed just five hits and had 13 strikeouts, but he walked 10 batters and the Rails committed seven errors. Esko's winning pitcher, Mel Koivisto, later became a teacher and coach at Proctor; he coached the Rails basketball team to a state tournament berth in 1964. According to the *Proctorian* yearbook, the Rails played three games after they were eliminated from the 1950 playoffs, splitting a pair with Hibbing and beating Cloquet. However, the Cloquet yearbook makes no mention of a game against Proctor.

1951

There was no spring season again in 1951. Proctor got its revenge against Koivisto and Esko in the first round of the District 26 tournament, with a 4–2 win. This time the Rails did not make any errors. Jim Norton got two of the four hits off Koivisto, and Wayne Johanson tossed a four-hitter for the win. In the semifinals, Duluth Central's Bill Vale threw a three-hitter with 18 strikeouts as the Trojans mowed down the Rails, 8–2, en route to Central's only state tournament appearance.

1952

The 1952 spring also passed with no Rails baseball regular season. Chapman, stationed in Guam during World War II, was again overseas for service in the Korean War. This time he was stationed in Japan. In his absence, Proctor hired Jim McIntire (1923–2006) as a teacher and coach in November of 1951. McIntire, from Carlton, graduated from Duluth State Teachers College (now UMD) in 1947 and taught at Medelia, Minnesota, before coming to Proctor. The lone game, an 11–4 loss to Denfeld in the first round of the District 26 tournament, featured a one-hitter by Hunters pitcher Bill Nelson.

1953

Proctor did not compete in the 1953 District 26 tournament, nor did the school award letters for baseball that year. That puts McIntire's varsity baseball coaching record at an unofficial 0–1. McIntire retired from Proctor in 1968 to begin a second career at C.Z. Wilson Co. Sporting Goods in Duluth.

1954

With Chapman back, the 1954 season saw a 3–1 win over Hermantown and a respectable 2–0 loss to Denfeld, District 26's dominant program of the era. Dick Pesonen earned the win against Hermantown and Paul Sandstrom threw a three-hitter in the loss to Denfeld. The Rails were held to one hit by two Hunters pitchers. Proctor met Denfeld again in the first round of the District 26 tournament and lost, 18–0. The Rails were again limited to one hit. The game featured 11 Proctor errors and 10 Denfeld stolen bases, including three of home plate. The Hunters later advanced to the state tournament in which they finished as the runner-up.

1955

Two Harbors opened its 1955 season with a 2–1 win against Proctor. Dave Anderson, the Agates' pitcher, became a teacher and coach at Proctor. He coached Rails baseball from 1968 to 1976 (more on him later). In another game against Two Harbors, Pesonen pitched into the 10th inning in a 6–5 loss. Proctor's Wallace "Skip" Fontaine tossed a three-hitter in the first-round playoffs game, a 3–0 loss to Duluth East.

1956

Dave Anderson had Proctor's number again on Opening Day of the 1956 season. The Two Harbors pitcher had 11 strikeouts and limited the Rails to four hits as the Agates won, 6–3. Proctor scored nine runs in the first inning and hung on to beat Cloquet, 13–9, in a five-inning regular-season game that featured 14 Rails hits including two doubles and a single by Blaine "Buster" Bush. Another of the season's victories was a 21–3 thrashing of Duluth East, with Pesonen hurling a three-hitter against the Greyhounds. For the third year in a row, Proctor was shut out in its lone playoffs game as the Rails bowed out to Denfeld, 6–0, with the Hunters' future professional pitcher Marty Nyquist coming as close to throwing a perfect game as possible. His only blemish was a hit batsman in the fifth inning.

1957

Skip Fontaine struck out 14 batters in a regular-season 3–1 victory over Duluth Cathedral. Pitcher Bill Bort locked horns with Duluth Central's Gus Kohlts in District 26 tournament action. Bort limited Central to three hits, but Kohlts had the upper hand with 15 strikeouts and a one-hitter as Central won, 2–0, for Kohlts's second shutout of the tournament. For the fourth year in a row, Proctor failed to score a run in its playoffs game.

1958

Highlights of the regular season included Gerry Bakken's shutout in a 3–0 win vs. Morgan Park and Bill Bort and Cloquet's Paul Granholm both pitching every inning of a 1–1 tie game, called after 10 innings due to a scheduled softball game—likely for a railroad employees' league—on the Rails' diamond. The season ended with a District 26 tournament loss to Morgan Park at Blackmer Park by a 7–1 score, with the Wildcats' pitcher John Gornick recording 18 strikeouts. Proctor lost its first-round playoffs game for the sixth straight year, but the streak of playoffs shutouts ended at four years.

1959

Of the five games on file for the season, Proctor suffered three shutouts—one a no-hitter by Denfeld's Phil Morris—and scored one run each in the other two for an unofficial 0–5 record and two total runs scored. The Big Nine Conference teams did not participate in the District 26 tournament, instead sending the conference champion Morgan Park Wildcats up against Floodwood, the Polar League champion, for the District 26 title. Floodwood gained the title game by crushing the South St. Louis County Conference champion Alborn Arrows, 13–3, and then the Polar Bears took down the Wildcats, 4–2, to become the first team from a school outside of Duluth to be crowned District 26 champion. Floodwood then lost to Greenway, 16–4, in the Region 7 Tournament's semifinals.

Henry Chapman's varsity baseball coaching career ended along with the 1950s. His unofficial coaching record is 20 wins, 48 losses, and two ties. Some of the top athletes he instructed on the baseball diamond perhaps experienced more success on the gridiron as Dick Pesonen (Minnesota Gophers, UMD, Green Bay Packers, Minnesota Vikings, and New York Giants); Skip Fontaine (UMD); Bill Bort (UMD); and Bill Breemeersch (UMD) continued their football careers after high school (UMD did not have a baseball program yet). Chapman's connection to Proctor baseball continued in the 1960s as he became one of the founders of the city's Little League. He retired as PHS athletic director in 1977.

1960

Frank Johnson served as the Rails' baseball coach from 1960 to 1963. Johnson, a Denfeld graduate who played hockey for UMD, served as the Rails' first hockey coach. Following his stint at Proctor, he moved on to become the hockey coach at Morgan Park.

The 1960 season saw two wins against North Shore foes. Johnson's first coaching win came in the second game of the season, a 2–1 eight-inning squeaker at Silver Bay. The other win was a District 26 tournament first-round home game against Clover Valley. Gary Denzler and Joe Lane combined on a one-hitter and Jerry Wedlund had three hits as Proctor pummeled the Crusaders, 15–5, for the first playoffs win since 1951. The season ended with a 6–1 loss to Duluth Central in the semifinals. Future Minnesota Gophers pitcher Dan Howard picked up the win for the Trojans, his second of the season against Proctor. He'd stopped the Rails with a five-inning perfect game in Troy's 13–0 romp in the regular season.

1961

Duluth East pitcher Dave Longsio's two no-hitters book-ended Proctor's 1961 season. In between, Proctor's hurlers had some gems of their own, with Joe Lane's three-hit shutout against Silver Bay and Gary Denzler's two-hit shutout against Cloquet among them. Proctor recorded four wins in its nine games in 1961, the most wins in a season since the Rails won six games in 1949. Proctor defeated Two Harbors, 5–3, in the first round of the District 26 tournament and faced Duluth East in the semifinals. Longsio's first no-hitter against the Rails in 1961 came on Opening Day, by a 7–0 score. He did it again in the playoffs, an 8–0 East victory. Proctor had three regular starters absent from the final game; they were participating in the Region 7 track meet.

1962

Pitcher Joe Lane featured prominently in the 1962 season, his senior year. He had 17 strikeouts in a 7–2 win at Silver Bay (which stood as the school record until broken by Mike Grover's 19 in 1978), he tossed a two-hitter with 11 strikeouts in a 4–1 win over Denfeld at Wheeler Field, and he threw a two-hitter with 13 strikeouts as the Rails downed Morgan Park, 3–0. The win against Morgan Park was played on May 15 and it put the Rails ahead in the Big Nine Conference standings, with a 3–0 record. But a 6–1 loss to Two Harbors on May 16 tripped up the Rails, and they lost their bid for their first conference championship on May 17 when they lost to Duluth East, 9–7. The Greyhounds later knocked the Rails out of the District 26 tournament by socking them, 10–3, in the first round.

Lane pitched for the Minnesota Gophers and played a minor role in their 1964 NCAA national championship season. Lane switched to track and field at Minnesota following the '64 campaign and he gained success in the shot put. Lane retired from Minnetonka High School following his career as a teacher and coach. Minnetonka's annual Joe Lane Invitational track meet is named in his honor and he was inducted into the Minnetonka High School Hall of Fame in 2011.

1963

The Rails' 1963 Big Ten Conference season included overcoming a 10–3 deficit to beat Denfeld, 12–11, on Opening Day, and handing Morgan Park its only loss in conference action, 3–2 in eight innings. The Rails finished with a 3–4 record in conference play and faced Silver Bay in a play-in game for a berth in the 1963 District 26 tournament. Ron Swenson and Gary Egerdahl combined on a one-hitter in an 11–0 whitewashing of the Mariners. Swenson contributed three hits and Chet Soderberg hit a home run in the victory to set up a rematch with Morgan Park. The Wildcats' Jimmy Gornick out-dueled Ron Swenson as Morgan Park won, 1–0. Swenson allowed just one hit, but Gornick threw a no-hitter. Morgan Park's run scored on a suicide squeeze bunt in the fourth inning.

Frank Johnson's tenure as head coach ended after 1963. His overall record in four years is unofficially 14 wins and 21 losses. Allan Johnson took over in 1964. A graduate of Detroit Lakes High School and St. Cloud State University, he came to Proctor in 1961 after teaching and coaching basketball at Willow River High School for one year.

1964

The 1964 season is unique in Rails baseball history twofold: It is likely the first time the Rails had more wins than losses (unofficial records show .500 records in 1949, 1950, 1951, and 1962), and it is the first of just two seasons to-date to end on a win—the other being the 2012 state third-place championship. The unofficial record shows five wins and four losses, and the Rails captured the District 26 tournament's consolation championship in '64.

Proctor's participation in the 1964 state basketball tournament delayed the start of the baseball season. The basketball team rode an undefeated regular season into the first state tournament appearance in school history. Players coming from the hard court to the diamond were Gary Egerdahl, Don Hanson, Ron Johnson, Roger Koski, Bob Laney, Mark Mosack, Bob Myers, Chet Soderburg, Jerry Sorvari, Ron Swenson, and John Yount.

Allan Johnson's first coaching win came on the first game of the 1964 season, an 8–7 victory over Two Harbors at home on April 23. In a game against Cloquet shortened to four innings due to rain, Chet Soderburg tossed a one-hitter but lost, 2–0, as the Lumberjacks' Mike Fortune threw a no-hitter. Wins against Duluth East and Duluth Central put Proctor in a first-place tie with Cloquet, but subsequent losses to Silver Bay and Denfeld allowed the conference title to slip through the Rails' fingers yet again. Proctor faced Cotton in the District 26 tournament's first round at Wade Stadium and came away with a 20–1 win over the over-matched Cardinals. Soderburg threw a no-hitter and had four hits. Don Hanson hit a home run in the Rails' 10-run seventh inning. Cotton's lone run came in the first inning as Soderburg issued four of his six walks allowed. Proctor banged out 14 hits while Cotton committed 14 errors. Duluth East stopped Proctor, 9–2, in the semifinals, but Proctor regrouped to down Esko, 9–6, for the consolation title. Jerry Sorvari hit a triple and two doubles against Esko and was named to the all-tournament team.

1965

The 1965 season began with a 3–2 win at Esko, but then a five-game losing streak ensued. A 10-run second inning led to a 17–8 victory over Silver Bay to snap the streak. Subsequent wins included an impressive 2–1 score that knocked Morgan Park out of the running for the conference title, and a 14–9 win at Two Harbors in which Dale Swenson scored four runs. The season ended with a 2–1 loss to Duluth Central in a District 26 tournament play-in game. Troy's Jerry London limited the Rails to two hits as he struck out 11.

1966

Proctor opened the season against a new foe. Superior Senior High School's first baseball game took place on April 16 as the Spartans defeated the Rails, 3–1, at the Babe Ruth Field in Superior. Proctor's Rick Johnson tossed a two-hitter and Superior's Jeff Crisp and George Koskovich combined on their own two-hitter. Ron Orlandi, a former minor-league player, coached Superior, which featured future minor-league player Ray Nygard.

The '66 season ended with a 6–3 first-round playoffs loss at Silver Bay. The Mariners managed just two hits, but Proctor pitchers walked 13 batters.

1967

In 1967, pitcher Rick Johnson stopped Silver Bay, 3–1, in the regular season. Silver Bay's Phil Benson had a no-hitter into the sixth inning and ended with 12 strikeouts in the losing effort. Benson and the Mariners exacted revenge in a first-round District 26 tournament game, however, as they tagged Johnson for 12 hits and shut out the Rails, 7–0. Benson tossed the first four innings for the win. Allan Johnson's coaching tenure ended in 1967. His unofficial record is 16 wins and 21 losses.

1968

Dave Anderson (1939-2005) took over coaching duties in 1968. Anderson graduated from Two Harbors High School and UMD. He taught at Belle Foursche, South Dakota, before coming to Proctor in 1965. Anderson's first win came in the fourth game of the season, by a 7–1 score against Morgan Park on May 2. Lowell Sletten pitched a five-hitter and had two hits for the Rails. A 7–3 victory over Hermantown is the only other win on file for '68. The season ended with a 3–1 loss to Morgan Park in the first round of the District 26 tournament.

1969

Despite winning two non-conference games to begin the season, the 1969 campaign again saw more losses than wins. Hermantown's Greg Ujdur hit a three-run home run in the eleventh inning to give the Hawks a 4–1 win over the Rails in a regular-season game. Freshman Terry Egerdahl had three hits in the Rails' 4–2 loss to Duluth East in another regular-season contest. George Herbranson earned the win in the season's lone conference victory, a 3–2 edging of Silver Bay in eight innings. Duluth East whipped Proctor, 11–2, in a District 26 play-in game to end the Rails' season and close the book on the '60s.

1970

The Rails had an overall record of 7–5 in 1970, and they won a playoffs game for the first time since 1964. One highlight of the season was an 11–0 win against Two Harbors, when George Herbranson tossed a no-hitter and Milan Arfsten hit a grand slam. Jim Masterson threw a two-hitter in the 4–1 win against Two Harbors in the first round of the District 26 tournament. A 3–1 loss to Esko in the quarterfinals ended the season. Terry Egerdahl led the team in runs and hits and batted .368; Masterson posted a 2.33 ERA in 36.0 innings pitched.

1971

The 1971 Rails also had a winning record at 9–7. In the regular season, Rick Palmer, Mike Mesenburg, and Bill Moen combined on a no-hitter as the Rails beat Ondossagon (Wisconsin), 2–1. Moen tossed a two-hitter and batted 3-for-4 in an 8–1 win over Silver Bay. Moen was back on the mound for a three-hitter as the Rails defeated Hermantown, 2–1, in a District 26 tournament play-in game. The season concluded with a 6–1 playoffs loss to Duluth Central. Gary Fritch, who was drafted by the Milwaukee Brewers out of UW-Superior in 1976, pitched for the Trojans. The statistics on file for this season may not reflect the entirety of the season. It's likely that the stats may only represent conference games. The stats show Masterson's ERA at 1.70 in 53.2 innings pitched and Moen's at 2.19 in 32.0 innings pitched. Moen led the team in hits, RBI, and batting (.354).

1972

Despite the one-two punch of pitchers Masterson (0.82 ERA, 34.0 innings pitched) and Moen (2.31, 33.1) and Terry Egerdahl's astronomical .636 batting average (21 for 33), the 1972 team only managed a 5–6 W–L record. In the regular season, Duluth Central's Fritch had his no-hit bid broken up in the seventh inning as the Rails plated three runs in the final frame but fell short, 4–3. Proctor faced another future professional pitcher, Superior's Dan Morgan, the next day. Morgan tossed a no-hitter as Superior won, 6–0, at Lake Nebagamon. Masterson later turned the tables as he stopped Two Harbors on a no-hitter in a 16–1 win. In the first game ever played at what is now Don Fichtner Memorial Field in Hermantown, Terry Egerdahl was 3-for-4 with a three-run home run as Proctor won, 13–2, on May 18.

Egerdahl batted 3-for-3 and Moen had four RBI as Masterson earned the win in the 10–2 District 26 tournament play-in-game victory over Denfeld. Fritch, again, ended the Rails' season as Duluth Central won the quarterfinal game, 5–1. Fritch allowed just one hit, an RBI triple by Egerdahl.

Egerdahl and Masterson, both 1972 graduates, went on to play baseball for UMD. Egerdahl, also a star football player for the Bulldogs, was drafted by the Minnesota Vikings in 1976. Besides being Proctor's head football coach, he was also the community education director, assistant baseball coach, and ninth-grade boys' basketball coach at the time of his tragic death from a heart attack at age 27 in 1980. Masterson returned to Proctor as a long-time teacher and coach, including a stint as head boys' basketball coach.

1973

Jim Merling (3.30 ERA) joined Moen (2.89 ERA) as the top pitchers in 1973; the two tossed all but 20 of the team's innings pitched. A highlight of the season was a doubleheader sweep of Northwestern, 5–3 and 18–1. Proctor hit four home runs on the day. Moen hit one in the first game and the nightcap featured two by Blaine Muckala and one by Dave Beardsley. With their District 26 tournament play-in game loss to Duluth East by a 6–3 score, the Rails finished 1973 with six wins and nine losses. Merling led the team in batting, at .370. Moen, who concluded his career with a 2.50 ERA in 109 innings pitched, was an All-State hockey goalie. Drafted by the Atlanta Flames in the 1974 NHL Amateur Draft, he played for Minnesota's 1974 NCAA national championship hockey team before transferring to play for UMD.

1974

Jim Merling was a hard-luck pitcher in 1974. He had a 3.04 ERA but Proctor (2–12) posted an anemic .198 team batting average. The wins came against Northwestern and Two Harbors. Proctor fell to Morgan Park, 2–1, in a District 26 tournament play-in game. Merling (.308) led the team in batting. He was the only player to reach double digits in hits and RBI.

1975

The 1975 season featured four wins and 11 losses. Bob Gales tossed a three-hit shutout in a 9–0 win against Duluth Central, and Keith Denzler threw a two-hit shutout in a 5–0 win against Morgan Park. The Rails bowed out with a 6–0 loss to Duluth Central in the first round of the District 26 tournament. A promising prospect was the pitching of freshman Dale Nikko, who led the team in ERA (1.31), innings pitched (37.1), and strikeouts (35). Jeff Merling (.261) led the team in runs and hits. This was the last year of the single-class state tournament. Despite being a small "big school," Proctor would benefit from the change to a two-class playoffs format for years to come.

1976

The 1976 season went down in history as the first Rails baseball team to not only play in the regional tournament, but also the state tournament. The regular season gave little indication of the subsequent playoffs success. The Rails began the season with a seven-game losing streak, finished in last place in the 10-team Lake Superior Conference, and were only 4–10 W–L in the regular season. An upset of Aurora-Hoyt Lakes by a 9–3 margin in the Sub-Region 3 semifinals wasn't even indicative of what was to come next. Nikko, a sophomore, tossed a shutout in a 7–0 win against Virginia for the Sub-Region 3

championship; he then stymied Grand Rapids, 2–0, in the semifinals of the Region 7AA tournament to set up a classic battle for the first Region 7AA title game ever played, against Denfeld at Wade Stadium. A paid attendance of 929, perhaps the largest crowd to assemble at the park since the minor league Duluth-Superior Dukes folded in 1970, saw Proctor win, 2–1. Nikko scored the go-ahead run on Jon Nelson's RBI single in the top of the seventh inning. It was the only RBI Nelson had all season. The Rails traveled to Wadena to face Little Falls in the first round of the state tournament but lost 2–0. Under the format of the time, there was no consolation bracket. Nikko pitched every inning of the 1976 playoffs. He concluded the season with a 7–5 W-L record, a 1.68 ERA, and 91 strikeouts compared to just 15 walks allowed in a jaw-dropping 87.2 innings pitched. Jeff Merling (.311) again led the team in runs and hits.

Leaving on a high note, Coach Anderson stepped aside following the 1976 season. His unofficial record stands at 46 wins and 77 losses. He remained a teacher and coach at Proctor until his retirement in 1998.

1977

Rich Petersson took the reigns as head coach in 1977. Petersson graduated from West Fargo (North Dakota) High School and Moorhead State University. He taught at Graceville (Minnesota) High School before coming to Proctor. Despite not achieving the goal of returning to the state tournament in his 14 years at the helm, his career was marked by consistent success: three Region 7AA Runner-Up trophies, five sub-region championships, six appearances in the Region 7AA tournament, and three Lake Superior Conference championships.

Petersson notched his first coaching win in his first game, a 12–5 victory over Aurora-Hoyt Lakes on April 14. Proctor clinched a tie for its first Lake Superior Conference title with a 4–2 win against Denfeld on May 21. In an unusual scheduling situation, the Rails played their first playoffs game before their last regular season game in '77. Behind Nikko's four-hit, 13-strikeout performance, Proctor defeated Duluth East, 6–0, in a Sub-Region 3 semifinal game on May 24, and then faced Two Harbors on May 26 in a make-up game due to a previous rain-out. Mike Grover notched 16 strikeouts in the 9–1 victory over the Agates that gave the Rails the conference title outright. Proctor and Two Harbors met again on June 2 for the Sub-Region 3 championship. Proctor won, 6–2, for Nikko's tenth win of the season. Nikko took his only loss of the season when the Rails fell to Cambridge, 3–2 in nine innings, in the Region 7AA tournament semifinals. Grand Rapids then defeated Cambridge for the first of its eight consecutive Region 7AA championships. The Rails' 14 wins in 1977 remained the school record until 2010. Joe Gaboury (.386) and John Baublitz (.333) led the offense. Gaboury went on to play baseball and football for UMD.

1978

The 1978 season saw Rails' winning streaks of four and five games, and a third straight sub-region championship. Mike Grover struck out the first 10 batters he faced in a 15-strikeout no-hitter in a 3–0 win against Hermantown. Grover tossed another shutout in a 10–0 win against Duluth Cathedral. Freshman Bill Richardson tossed a four-hitter with 11 strikeouts in his varsity debut in a 4–1 win against Two Harbors. In the Sub-Region 2 semifinals, Grover stacked up 19 strikeouts in a 7–1 win against Cloquet. Nikko pitched the Rails to a 5–1 win against Duluth Central for the Sub-Region 2 title. Grover notched 10 strikeouts and hit a home run in a 5–1 win against Hibbing in the Region 7AA semifinals. Then Proctor lost to eventual state champion Grand Rapids in the regional title game, 2–1. Nikko locked horns with University of Minnesota baseball and hockey recruit Jim Jetland in the championship game. It was a fine pitching performance in an otherwise off year for Nikko, who posted a 2–3 W–L record. Grover picked up the slack with a 6–1 W–L record, a 0.52 ERA, and 95 strikeouts in 53.2 innings pitched. Nikko finished his prep career with 20 wins, a school record that stood for 34 years until Jake Lewis surpassed it in 2012. As of 2017, Nikko still holds PHS career records for pitching appearances (38), innings pitched (232.0, ranked ninth in state records as of 2016), and strikeouts (263). Jay Nelson (who led the team with a .364 batting average) and Nikko moved on to play baseball for UMD.

1979

A relatively sub-par 1979 season produced a 7–6 W-L record. Among the season's highlights, Bill Richardson threw a two-hit shutout to beat Duluth East, 6–0, and Dennis Gulbranson tossed a two-hitter of his own the very next day in a 3–1 win against Silver Bay. Scott Pionk (.342) led the team in batting. A wild 16–13 loss to Duluth Central in the first round of the playoffs ended the season. But it was the last regular-season game, a 6–5 win against Duluth Central on May 17 that began a run of 22 consecutive conference victories. The win streak produced back-to-back undefeated conference championships in 1980 and 1981.

1980

Between 1979 and 1981, the Rails played their home games at Cloquet due to the construction of what would become Terry Egerdahl Memorial Field, built on the site of the ball field that opened in 1911.

The 1980 team, led by pitchers Jason Malec and Nik Peterson, was 12–3 overall. Malec, a senior, posted a 5–1 W–L record with a 1.71 ERA, and Peterson, a junior, was 4–0 W–L with a 2.26 ERA. Mike Woods (.328) led the team in hits.

Dan Norton tossed a no-hitter as Proctor defeated Two Harbors, 11–1, to clinch the Lake Superior Conference championship. Malec pitched a no-hitter with 12 strikeouts to get past Duluth Central, 2–0, in the Sub-Region 2 semifinals. He picked up the win in relief of Peterson against Cloquet in the sub-region championship game, by a 6–4 margin. Proctor made it to the Region 7AA tournament for the fourth time in the tournament's five-year history, but an eight-inning 5–4 semifinals loss to Grand Rapids ended the season. Malec went on to pitch for Hibbing Community College and UMD. He still holds the Bulldogs' record for lowest career ERA (1.39) through 2017, and he spent the 1984 and 1985 seasons in the Minnesota Twins' farm system.

1981

With Dan Norton (May 1, vs. Virginia), Nik Peterson (May 8, vs. Duluth Central), and Bill Richardson (May 22, vs. Duluth East) all throwing no-hitters, among numerous other pitching gems throughout the 1981 season, the team posted a 0.90 ERA. Peterson (5–0 W–L, 0.77 ERA) and Richardson (3–3, 1.30) shared the bulk of the mound duties. The Rails boasted a 13–3 regular season record and were poised for another deep playoff run but were shocked by a 1–0 loss to Cloquet in the Sub-Region 2 semifinals. Dan Norton (.390) led the team in batting, but Scott Pionk (.333) edged him by one for the team lead in hits. From the Class of '81, catcher Chuck Flynn played for UMD, Peterson played for Golden Valley (Minnesota) Lutheran College, Richardson played for Moorhead State University, Dan Norton played for Gustavus Adolphus College before transferring to play for UMD, and Scott Pionk played for UW-Superior. Pionk started the Proctor Padres amateur baseball team in 1983.

1982

Ray Miles threw a three-hit shutout in a 9–0 win against Duluth East on April 28 in the first baseball game played at Terry Egerdahl Memorial Field. Jay Anderson (.361 AVG, 5 HR, 23 RBI) and Tony Dincau (.362, 5 HR, 16 RBI) provided the offensive punch, and Miles (7–4 W–L, 1.57 ERA) was a driving force of the '82 campaign as he set a school pitching record that still stands as of 2017—100 strikeouts in one season. While the 11–9 W–L season had its ups and downs, with the snapping of the 22-conference-game win streak—a 5–3 loss to Denfeld on May 10—and a 19–1 loss to Two Harbors to end the regular season, the Rails resumed their domination in the playoffs by playing in their fifth Region 7AA tournament in the seventh year of the tournament's existence.

To get to the regional meet, a 7–5 victory over Duluth Central in sub-regional play set up a rematch against Cloquet for the Sub-Region 2 championship. Jeff Dahl hit a grand slam and Anderson blasted two home runs as the Rails pounded the Lumberjacks, 10–4. In the Region 7AA tournament, Anderson (2.36 ERA, 76 strikeouts in 53.1 innings pitched) tossed a two-hitter and struck out 14 as Proctor downed St. Francis, 7–3, for another shot at Grand Rapids and the region title, with Miles on the mound. But Proctor lost, 7–3. Miles's career continued, however, as he pitched for UMD. He once held the Bulldogs' record for career pitching wins.

1983

The 1983 season was an anomaly for Coach Petersson—his first losing season. Proctor slumped to 6–12 and lost to Chisago Lakes, 5–2, in the Sub-Region 2 semifinals. During the regular season, Steve Makitalo threw a one-hitter to beat Duluth Cathedral, 7–1, and Gary Barby tossed a two-hitter in an 11–1 victory against Duluth Central. Bill Norton batted .488 and his .585 on-base percentage is still the school's single-season record through 2017, except for Terry Egerdahl's .636 batting average in 1972.

1984

The Rails had another losing record in the 1984 regular season, at 6–9, but two wins in the playoffs put them right back in the Region 7AA title game after a one-year absence. An extra-inning, 4–3, victory over Duluth Central gave Proctor its last sub-region championship, as the playoffs format was altered following the season. Randy Fietek had three of Proctor's four hits against Central's Brian Anderson, but it was Lee Stephenson who scored on an error in the eighth inning for the win. Steve Makitalo tossed a six-hitter for his fifth victory of the season, and he wasn't done yet. With help from a two-run home run by Chris Frank, a three-run homer by Todd Johnson (the team's leading hitter at .352) and a save recorded by Ray Sandstrom, Makitalo defeated Duluth Denfeld-Morgan Park, 7–4, in the Region 7AA tournament's semifinals for his sixth win. But in the other bracket, Grand Rapids had pitcher Mark Sonaglia. 'Rapids improved to 17–1 with a 1–0 win over North Branch as Sonaglia took a perfect game into the seventh inning before issuing a walk. He settled for a no-hitter and improved his season record to 10–0. Proctor proved to be no match for Sonaglia in the championship game; he left with a 7–0 lead and a no-hitter intact through five innings. Proctor fell, 10–0. Marty Running got the only hit on the day for PHS, a single with two outs in the bottom of the seventh inning off current Grand Rapids head coach Bill Kinnunen, who played for St. Scholastica and was an assistant coach for Proctor in 1990. 'Rapids won the state championship in 1984. Sonaglia went on to play at Rollins College in Winter Park, Florida, and was a spring-training pitcher for the Los Angeles Dodgers in 1986.

Grand Rapids concluded an eight-year stranglehold on the Region 7AA title in 1984. Three of their eight regional championship games, and one semifinals match, were against Proctor, which also ended a reign of sorts in 1984. The Rails' next shot at a state tournament berth wouldn't come for another 27 years.

1985

The Rails were 8–8 W–L in 1985. Pitcher Lee Stephenson, who went on to play for UMD, posted a 1.19 ERA over 11 appearances. In the playoffs, he pitched in relief of starter Ray Sandstrom in an 11–7 victory over St. Francis in the first round, and he was the starting pitcher against North Branch in the fateful second-round loss. Stephenson was one pitch away from tossing a shutout, but instead surrendered a game-tying two-run home run to the Vikings' Al Martinson on an 0-2 pitch with two outs in the bottom of the seventh. North Branch won, 3–2, on a suicide squeeze bunt in the tenth inning to end the Rails' season.

Another player with a fine season in '85 was junior catcher Mark Kieren. In the final game of the regular season, Proctor downed Cloquet, 14–7, behind Kieren's two home runs and six RBI, and he hit two more homers against St. Francis in the playoffs. He capped off his season with two hits in the loss to North Branch. Kieren had a .421 average, six home runs, 19 RBI, and a whopping 1.000 slugging percentage which stood as the school record until Mike Pehl topped it in 2002.

1986

The 1986 playoffs also featured a heartbreaking extra-inning loss, this time in the Region 7AA semifinals. But first, Proctor exacted revenge against North Branch in a first-round game when Jeff Erikson singled in Mark Slattengren in the bottom of the seventh to win, 3–2. A 9–1 drubbing of Princeton put the Rails in the South Sub-Region 7AA championship game, but they lost to Cambridge by a 4–1 margin. Even with the loss, the Rails advanced to the regional tournament under that season's format. The heart-breaker was a 10-inning, 6–5 loss to Duluth Central. The game took over three hours. Proctor stole nine bases, but also committed seven errors. Proctor starter Chris Kindgren threw 146 pitches. Winning pitcher Brian Anderson threw 132 pitches in eight innings of relief to bring his season record to 10–0. Proctor finished the season at 10–9. Mark Kieren (.271) again led the team in hits and RBI, and Mark Slattengren set a school-record 32 walks while batting in '86. Kindgren (5–2 W–L, 2.81 ERA) and Rick LaLonde (4–1, 2.05) were the top pitchers.

1987

Kindgren (3–3, 1.99) and LaLonde (5–1, 1.65) were even better in 1987 than they were in '86.

Proctor notched three consecutive shutouts in two days (May 8-9) to win the Northland Tournament, a mid-season tournament co-hosted by Proctor and Cloquet from 1986-93. Scott Jezierski threw a three-hitter to beat St. Francis, 15–0. Then Chris Kindgren struck out 11 as he no-hit Denfeld to win, 9–0. To cap it off, Mike Robertson earned the win and Rick LaLonde picked up the save as Proctor beat Cloquet, 2–0, in the championship game.

Yet another extra-innings playoff loss, this time a 13-inning affair, concluded the season as Proctor could not get past Cloquet's Scott Sorenson. Sorenson tossed a no-hitter against the Rails in a late-season game, and he again faced Proctor in the second round of the playoffs. Proctor advanced to face Cloquet by knocking off Chisago Lakes, 7–4, on LaLonde's one-hitter in the first round. Kindgren pitched all 13 innings in the 2–1 loss against Cloquet, which scored the go-ahead run in the top of the last inning. Sorenson also went the distance; he allowed four hits and had 14 strikeouts. Eight days later, Sorenson was drafted by the New York Mets. He instead chose to play for Creighton University, for whom he pitched in the 1991 College World Series. LaLonde (.395), Craig Peterson (.370), and Bill Bergstrom (.340) were the Rails' leading hitters. Mark Slattengren went on to play for UMD.

The season marked the end of a successful era as an overall record of 13–5 capped what began with the 1976 state tournament team. Petersson coached for three more years after '87, but all were losing seasons.

1988

The 1988 team mustered an overall record of 7–12. Mike Robertson pitched a two-hitter over eight innings in a 6–5 win versus Cloquet. In the Northland Tournament, a 19–5 victory over Chisago Lakes preceded a 20–4 loss to Brainerd. A four-run seventh inning gave Proctor an 11–10 home win against Denfeld. Robertson hit a two-run triple to tie the score and he scored the winning run on Kerry Helquist's single. Robertson threw a three-hitter as Proctor downed North Branch, 10–2, in a first-round playoffs game. Facing Princeton in the second round, Rick Sornberger threw a two-hitter but lost, 2–0. The Tigers' Jason Miller tossed a one-hitter. Eric Kindgren (.364) and Jeff Buetow (.340) paced the '88 batters.

1989

Proctor dipped to 3–11 in 1989. Five of the losses were by one run. Kerry Helquist (.436) and Eric Kindgren (.347) led the offense. The three wins were against formidable opponents Superior, Cloquet, and Hermantown. Cloquet avenged its loss by dumping Proctor, 12–7, in the first round of the playoffs.

1990

Proctor won its first five games of the 1990 season. The fourth win, 4–0 versus Silver Bay, featured a no-hitter by Chris Nylund. The Rails were 7–1 to start the season but ended on a nine-game losing streak for a 7–10 record heading into the playoffs. Chris Nylund threw a one-hitter with 10 strikeouts as Proctor got past Denfeld, 9–1, in the first round to stop the hemorrhaging. The season ended with a 5–3 loss to Princeton in the second round. Nylund (3–3 W-L, 1.94 ERA) and Brian Mrozik (3–3, 2.77) were the top pitchers, and Brian Peterson (.379), Brian Zuck (.319), and Mrozik (.304) led the hitters. Peterson then played baseball and hockey for Springfield College in Springfield, Massachusetts.

Rich Petersson stepped down as head coach following the season. His 14 years is the longest tenure of all PHS baseball head coaches to date, and his 131 wins is also the most in school history. His overall record is 131–110. Petersson also served as the PHS girls basketball head coach for 25 years (1976-77 to 2001-02). He led the girls' program to two state tournament appearances—1980 and 2001—and he was inducted into the Minnesota State Girls Basketball Coaches Association Hall of Fame in 2008. Petersson received the Jim Dimick Retired Coach Award from the Minnesota State High School Baseball Coaches Association in 2016.

1991

Guy LeBlanc became the head coach in 1991. A native of Silver Bay, LeBlanc played hockey for St. Scholastica and amateur baseball for the Proctor Padres. He also served as PHS head hockey coach (his son, Drew, a Hermantown graduate, won the 2013 Hobey Baker Award as a member of the St. Cloud State Huskies). LeBlanc notched his first PHS varsity baseball coaching win on May 2 after four losses, a 5–1 victory over Duluth Central featuring a three-hitter by winning pitcher Chris Nylund. A 4–12 W–L record in the regular season marked the fourth year in a row of sub-.500 seasons. Behind the six-hit pitching of Nylund and Brian Zuck's 4-for-5 performance at the plate, Proctor downed Denfeld, 12–5, in the first round of the playoffs. But then the Rails were stopped by Cambridge, 9–1. Nylund earned three of the team's five wins in 1991. He had six wins in his prep career, and he then played baseball and football for Hamline University in St. Paul.

1992

The 1992 season saw the Rails come tantalizingly close to breaking the streak of losing seasons, with an overall mark of 8–9. Proctor did accomplish a rare feat, however, as it captured its fourth conference title, albeit in a three-way tie. On Opening Day, Troy Warren had two hits, the game-winning RBI, and earned the save in relief of Anthony Bush in a 5–3 win at North Branch. Bush, a sophomore, struck out eight and did not allow an earned run in six innings for the win in his varsity debut. Two last-ditch efforts lifted the Rails over Denfeld, 5–4 in eight innings, in their first-round playoffs game. Proctor scored two runs in the bottom of the seventh, one on Cory Ward's RBI double, to send the game into an extra frame. After surrendering two runs to the Hunters in the top of the eighth, Proctor rallied for three runs in the bottom half to make a winner out of pitcher Warren. Dan Hamski's bases-loaded single scored Scott McLeod for the walk-off win. The season ended with a 4–0 loss to Cambridge. Center fielder Hamski, named the WDIO Prep Athlete of the Week at one point during the season, second baseman Derek Parendo, and pitcher/shortstop Warren provided senior leadership. Parendo, Proctor's current head football coach, extended his baseball career at UMD.

1993

The five-year sub-.500 streak finally ended in 1993. The regular season record was 9–8, but with three one-run losses it was so close to being even better. With a talent-rich roster of upperclassmen, the Rails were featured in a playoffs preview in the *Duluth News Tribune* but then were stunned by a 2–0 loss to North Branch in the first round.

According to the *Proctorian* yearbook, the statistical leaders were pitcher/shortstop Brent Bordson (.351 AVG; 2.42 ERA), outfielder Mike Davis (three HR), pitcher/first baseman Scott McLeod (three wins), pitcher Anthony Bush (2–1 W–L, 38 innings pitched, 36 strikeouts), and third baseman Brian DeDominces (59 hits, 10 stolen bases). All of those numbers seem plausible, except for DeDominces' hits total. DeDominces was a gifted three-sport athlete for PHS and he went on to a successful football career at UMD, but the state record for hits in a season is a two-way tie at 54, first set by Joe Mauer of Cretin-Derham Hall in 2001. It's unlikely DeDominces averaged nearly 3.5 hits per game. Of the Class of '93, Mike Davis played for UW-Superior and Scott McLeod played for St. Scholastica.

1994

At the St. Cloud Apollo Tournament at Dick Putz Field to open the 1994 season, Proctor first beat Princeton, 17–9, and then Minneapolis Edison, 9–2. Josh Schubitzke and Brady Peterson both registered four hits in the opener, and Schubitzke added two more hits and pitched five innings for the win in the second game. Future Valparaiso University player Todd Poepard tossed a five-hitter for Forest Lake as the Rangers defeated Proctor, 6–1, in the first round of the 1994 Section 7AA playoffs. Proctor was 8–10 in '94. Anthony Bush played for Bemidji State University and UW-Superior, Tony Flick played for St. Scholastica, and Josh Schubitzke played for UW-Superior.

1995

The Rails dipped to 4–12 in 1995, but Ron Jauhola tossed a two-hitter to upset Denfeld, 5–1, in the first round of the playoffs. An 8–1 loss to Duluth Central ended the season and concluded LeBlanc's five-year tenure as head coach. His overall record is 34–53. The Rails would not win another playoffs game until 2004. Travis Tanski earned *Duluth News Tribune* All-Area Second Team recognition in the first year of the newspaper's annual honors.

1996

Jim Bordson, a Denfeld and UMD graduate, took over for LeBlanc and his first season was his best as the Rails posted an 8–10 record in 1996. Among the season's highlights, Ben Carlson had four hits in a 10–2 win at Cloquet. The season ended with a 6–5 loss to Denfeld in eight innings at Wade Stadium in the first round of the playoffs. Ben Carlson later played baseball for UW-Superior.

1997

Proctor slumped to 3–15 in 1997. Jay Dardis's walk-off three-run home run capped a 7–5 win over Superior for one of the three wins. Cloquet handed the Rails an 11–0 playoffs loss. Dardis was drafted by the New York Rangers in the 1999 NHL Entry Draft.

1998

The Rails posted identical 6–14 records in 1998 and '99. They won four of their first six games in 1998, but then went on a 2–12 skid, including a 10–0 playoffs loss to Cloquet, to finish the season.

1999

The 1999 season featured a distinct moment in Rails baseball history. Nik Watkins hit a three-run home run in the top of the eighth inning as Proctor defeated Grand Rapids, 10–8 on May 14, for the first time since the schools' first meeting in the 1976 Region 7AA tournament. Proctor's record stands at 2–39 W–L in the 41 games played against Grand Rapids from 1976–2005. The '99 campaign ended with a 7–3 playoffs loss to Denfeld.

Bordson's four-year coaching record is 23 wins and 53 losses. Tim Rohweder took over as the calendar turned to the new millennium. Rohweder graduated from Proctor in 1994. He played football for North Dakota State and UMD, where he was an All-American.

2000

The Minnesota State High School League separated baseball into three divisions in 2000. Proctor competed in the Class AAA level for four seasons, 2000-03.

Nik Watkins tossed a four-hitter with 11 strikeouts and Ryon Morgando had three hits and three RBI in a 7–1 win against Duluth Marshall in the third game of the 2000 season for Rohweder's first coaching win. Aaron Slattengren (.435), Luke Wargin (.365), and Morgando (.328) led the Rails' offense, as they posted a 7–13 record. A 6–3 loss to Virginia in the first round of the Section 7AAA playoffs concluded the season. Wargin (Mesabi Range Community College, UW-Superior) and Erik Esala (UW-Superior) continued their baseball careers for college teams.

2001

The lone victory of the 2001 campaign came against St. Agnes in the Centennial Tournament, by a score of 5–3. St. Agnes went on to win the state Class A championship. Jake Vanderscheuren earned the win in a complete game effort. He made 12 pitching appearances (11 starts) with 48 strikeouts in 63.2 innings pitched. Proctor lost four games by one run, including a 10-inning, 2–1 game against Denfeld when Vanderscheuren matched future professional pitcher Ben Jukich into the tenth; Jukich fanned 17 batters. A 12–0 Section 7AAA first-round playoffs loss to Grand Rapids left Proctor with an overall record of 1–17. Scott Wojtysiak (.339) and Mike Pehl (.300) led the team in batting.

2002

It took until the seventh game of the season to notch the first victory. All the pent-up frustrations came out as Proctor crushed Two Harbors, 18–7. Mike Pehl was 4-for-5 with a home run, a triple, two doubles, and five RBI, and Zach Shaw was 3-for-4 with a homer and four RBI. Pehl's two-run home run made a winner of pitcher Robby Hansen as Proctor beat Denfeld, 3–1, on May 16. The next day, Pehl hit a school-record three home runs in an 11–8 win against Duluth Marshall. Ryan Vanderscheuren hit a grand slam in the game as well. A 15–5 victory over Esko gave the Rails their fourth win. Hibbing downed the Rails, 14–0, in the first-round of the Section 7AAA playoffs. Proctor was 4–14 in '02. Pehl (.480), Brayden Ward (.357) and Nick Podgornik (.326) led the hitters. Pehl set school single-season records with seven home runs and a 1.040 slugging average and he was selected for the *Duluth News Tribune's* All-Area Second Team.

2003

The Rails were 4–16 in 2003. Ryan Anderson batted 4-for-6 and Dan Carlson scored four runs in a 15–6 victory at Two Harbors to put the Rails in the win column after three losses to start the season. For the third win of the season, on May 10, Proctor played its first baseball game at the Metrodome in Minneapolis and beat Becker, 5–2. Proctor lost to Grand Rapids, 11–1, in the first round of the Section 7AAA playoffs. Ryan Anderson (.400), Jake Cornick (.362), Dan Carlson (.349), and Brandon "Bud" Tessier (.327) were the top hitters. Tessier set a school single-season pitching record with 13 games started. Nick Podgornik continued his baseball career at UW-Superior.

2004

Proctor shifted to Class AA in 2004. After dropping the first three games (by a combined score of 41–4), a four-game win streak put the Rails above the .500 mark for the first time since they were 3–2 after five games into the 1999 season. Highlights of the season included an 8–6 win against Greenway that marked the first victory over the Raiders in program history after 14 reverses, and a 7–2 win against Hibbing in the last regular-season game that secured the first winning season since 1993. Jake Cornick, Dan Solarz, and Ryan Vanderscheuren hit three consecutive home runs in the first inning as Proctor won its first-round playoffs game against Eveleth-Gilbert at Virginia by an 11–7 score for Proctor's first playoffs victory since 1995. The following day, Proctor lost to eventual section champion Hermantown, 5–2, at Hinckley. Proctor finished with an 11–10 W–L record. Ryan Vanderscheuren became Proctor's first pitcher to win five games in a season since Steve Makitalo won six in 1984, and Kyle Wojtysiak set a school record with three saves. The leading hitters were Wojtysiak (.413) and Cornick (.340). Jesse Frick and Dustin Wiita continued their playing careers at Hibbing Community College.

2005

Proctor was 4–2 after six games but went 3–11 afterward for a 7–13 regular-season record. Dan Carlson hit a walk-off home run in the bottom of the seventh to edge Duluth Central, 5–4, in a regular-season game. Dan Solarz hit a home run and Kyle Wojtysiak pitched a five-hitter as the Rails beat Greenway, 2–1, in the first round of the Section 7AA playoffs at Ely. Esko upended the Rails the next day at Virginia, 13–3, to end the season. Kyle Wojtysiak posted a 4–2 record on the mound, and the leading hitters were Drew Scherber (.369) and Dan Solarz (.355). Wojtysiak continued his playing career at St. Scholastica.

2006

After 11 games played in 2006, Proctor's record sat at 8–2–1. The only blemishes were an extra-inning 6–5 loss to Ely, a 4–3 loss to Two Harbors, and an extra-inning, 8–8, tie versus Mora. A 2–7 record the rest of the way left a 10–9–1 regular-season tally, the second winning record in three years but also only the second in 13 years. In their first-round game of the Section 7AA playoffs at Hibbing, the Rails took a 4–0 lead into the seventh inning against Duluth Marshall. Marshall tied the score in the top of the seventh. Scott Lustig led off the bottom half of the inning with what looked to be a walk-off home run, but the ball smacked against the wooden wall inches from the top. Lustig had to settle for a double. He moved to third on a sacrifice bunt, but he stayed there as Justin Filzen and Jon Podgornik both crushed line-drive outs to drawn-in infielders. Marshall scored four runs in the eighth. Proctor was down to its last out when freshman Charlie Habermann drew a walk which started a four-run rally that included two two-run doubles, one by Lustig and an off-the-wall hit by Filzen. Marshall scored a run in the ninth and Proctor, unable to counter, lost, 9–8. Dan Carlson (.420) led the hitters in 2006. He hit a school-record six triples in '06, and 10 in his career. Blake Reinke went on to play for Mesabi Range Community College.

2007

Two three-game win streaks were traded for losing streaks of three and four games before the Rails went win, loss, win, loss, win, loss to end the regular season with a 9–10 record. Highlights of the season included the 2–1 Opening Day win against Milaca at the Metrodome, which saw a two-hitter by Jon Kent and a walk-off RBI double by Drew Scherber that plated pinch-runner Justin Smith from first base; a two-hit shutout by Kent, who also hit two triples, and two home runs by Kyle Cotrell from the ninth spot in the lineup in a 12–0 win versus Mesabi East; a 9–8 win against defending Section 7AA champion Mora that included two triples by Kent; and a 5–4 win at Virginia that included a home run and a double by Kent. But the regular season ended on a sour note with a 17–1 thrashing by Hibbing.

Proctor hosted International Falls in the opening round of the 2007 Section 7AA playoffs. The Rails rallied from a 6–3 deficit as Kent hit a three-run go-ahead home run into the football seats in the fourth inning and Cotrell pitched four shutout innings in relief for a 7–6 win. The following day at Nashwauk, the Rails trailed Crosby-Ironton 6–0 before coming back to win, 9–6. Cotrell again tossed four innings of shutout relief for the win, which put Proctor into the Final Four double-elimination format. In that evening's quarterfinals game, Kent hit a two-run triple and pitched a complete game in a 2–1 win against Greenway. Proctor faced Hinckley-Finlayson at Hibbing in the semifinals. Kent came up big again as he hit a two-run home run in the top of the seventh to tie the score at 6–6. The Jaguars answered with two runs in the top of the eighth, and Proctor remained scoreless in their half of the extra frame to take the loss, 8–6. The Rails led Duluth Marshall, 4–0, into the bottom of the fourth inning of the elimination-round game before the Hilltoppers scored eight runs in the fourth and went on to end the Rails' season by winning, 16–7. Hinckley-Finlayson then beat Marshall for the section championship.

The 2007 playoffs run was the deepest since the Rails appeared in the four-team Region 7AA tournament in 1986.

Kent's six triples tied the school record set by Dan Carlson in 2006, and his 28 RBI set a school record that lasted until Ryan McCarthy's 48 in 2011. Drew Scherber (.384) and Kent (.343) were the leading hitters.

2008

Kyle Cotrell (.367), Charlie Habermann (.365), and James Ostrander (.324) led the team in batting. In an early-season game, Cotrell threw a three-hit shutout to beat Virginia, 1–0. Due to wet weather to start the season, the Rails played 10 games in 11 days in the middle of the season. A highlight of the stretch of games was defeating both Two Harbors and Duluth Marshall on the same day. But the compounded schedule took its toll on the young team. The last seven games of the season, including a first-round Section 7AA playoffs game, were blowout losses. Despite beating Greenway by a 3–1 score behind Kevin Schubert's two-hitter during the regular season, Proctor fell to the Raiders at Marble in the first round, 10–4. Proctor posted a 5–16 overall record.

2009

The season began with a 14–4 win against Duluth Marshall at the Metrodome, but then came a nine-game losing streak. A 3–1 win over Meadow Creek Christian Academy ended the streak. Sophomore Alex Oachs picked up his first varsity win as he tossed a two-hitter. Oachs later threw a three-hitter as Proctor won at Eveleth-Gilbert, 5–1. Another pitcher who notched his first wins in '09 was freshman Jake Lewis. Lewis tossed a five-hitter to beat Duluth Marshall, 3–1, on May 12 at UMD for his first win in his varsity debut. Later, he worked six innings to earn the win in a 5–2 victory at Crosby-Ironton. Lucas McCarthy hit three doubles in a 10–11 loss to Denfeld. Charlie Habermann (.317) and Tyler Pionk (.300) led the team in batting. Habermann set a school single-season record of 66 fielding assists (tied by Evan Scherber in 2012); he also set the PHS career record for assists, 163, that still stands through 2017. After losing its first-round playoffs game by a 5–1 score to Hermantown, Proctor finished with a 6–13 overall record. Tim Nylund continued his playing career for Hibbing Community College.

Tim Rohweder stepped down after 10 seasons as head coach following the 2009 season. His overall record is 68–136–1.

2010

Kyle Wojtysiak took over as head coach in 2010. He graduated from Proctor in 2005 and from St. Scholastica in 2009. He played baseball for the Saints and the Duluth Xpress amateur team.

Wojtysiak notched his first coaching win on Opening Day, a 16–5 win at Two Harbors on April 23. On May 18, freshman Ben Nelson picked up his first varsity win as he combined with Ian Scherber on a two-hitter in an 8–0 shutout of Duluth Marshall. The Rails blasted Hermantown, 17–4, on May 20 for the first win against the Hawks since 2000. Two big wins at the end of the regular season gave the young team a boost of confidence going into the playoffs. First, the Rails pounded out 16 hits in a 9–4 win at Cloquet. Then Jake Lewis threw a three-hit shutout in a 3–0 win against Hibbing to close out the schedule. The 12–5 regular-season record marked the most wins in a regular season since the Rails won 12 in 1987 and was one shy of the then-school-record of 13 set in 1981.

Alex Oachs threw a one-hitter as Proctor beat Two Harbors, 10–0, at home in the first round of the Section 7AA playoffs. A 9–4 win against Virginia the next day at Wade Stadium put the Rails in the Final Four for the second time in four years. Cloquet scored five runs in the first inning against the Rails and won, 7–2, in the quarterfinals that evening. Proctor moved to the elimination bracket to face two-time defending Section 7AA champion Mora at Hermantown. Pat Everson's two-run single broke a 5–5 tie in the bottom of the sixth inning and Proctor knocked the Mustangs out of contention, 7–5. Proctor then lost to eventual Section 7AA champion Cloquet by a 4–0 score. The 2010 team set a school record for wins, with 15 against seven losses. Justin Scanlon (.500), Tyler Pionk (.375) and Ryan McCarthy (.313) were the top hitters. Scanlon became the first Rails hitter to bat .500 or higher since Terry Egerdahl batted .636 in 1972, and Tyler Pionk hit 10 doubles to set a new PHS single-season record that lasted until John Aase hit 14 in 2017. Jake Lewis (7–1 W–L, 1.88 ERA) and Alex Oachs (6–3, 2.87) did the bulk of the pitching. Oachs was the Rails' first six-game winner since Steve Makitalo in 1984, and Lewis was the first seven-game winner since Ray Miles in 1982.

2011

The season started with a bang. Or rather, two of them. Ryan McCarthy hit two home runs, including a grand slam, in the Opening Day win at Moose Lake-Willow River. The score: Proctor 21, ML-WR 7. McCarthy set a school record with 10 RBI in the game, which is tied for third in state records.

After demolishing Two Harbors, 17–2, in the home opener, the Rails next traveled to Mora, where they came away with a 2–1 win. With two outs in the top of the seventh and down to his last strike, pinch-hitter Cody Dolsen delivered an RBI single to tie the score, and Jimmy Merling reached on an RBI infield single for a 2–1 lead. Jake Lewis took a no-hit bid into the bottom of the seventh but settled for a one-hitter.

Next, at Virginia, an early 8–0 lead looked as if the Rails were destined for a 10-run-rule win. But Virginia's relief pitcher, Patrick Anderson, kept the Rails off the board for five and two-thirds innings. Proctor won, 8–3. A 10–4 win at Ashland marked Proctor's first win after four losses against the Oredockers since they joined the Lake Superior Conference for the 2006-07 school year. Senior pitcher Alex Oachs made his return to the diamond on May 5 after sustaining a knee injury in a car accident the previous fall. He pitched a complete game in a 9–3 win against Greenway.

Cody Dolsen hit two triples and McCarthy hit his second grand slam of the season in a 26–4 win versus Esko. It took 11 innings to keep the winning streak alive as Proctor then squeaked past Superior, 2–1. Proctor came from behind for a three-run rally in the bottom of the sixth for a 7–6 win against Cloquet. This tied the program record for consecutive wins, at nine, set in 1980. The record was smashed in the next game, a 21–3 win at Aitkin. McCarthy hit two homers, including his third grand slam of the season, and Evan Scherber was 4-for-4 as Proctor pounded out 19 hits against the Gobblers.

The streak continued with a 14–2 win against Duluth Marshall. McCarthy and Nick Nylund collected four hits apiece, and Jimmy Merling tied a state record with three stolen bases in one inning. With an 8–3 win against Hermantown, the Rails clinched their first conference championship since 1992. Jack Nikko won his first varsity start, 7–3 vs. Eveleth-Gilbert, as the win streak extended to 13 games.

An 8–2 loss to Duluth Central ended the streak. Proctor went on to beat Crosby-Ironton, 13–2, and Hibbing, 16–5, to conclude the most successful regular season in program history (15–1).

Alex Oachs tossed a two-hitter in the 4–1 first-round Section 7AA playoffs win against Pine City. A 17–0 victory over International Falls put the Rails into the Final Four double-elimination format for the second year in a row and third time in five years. Jake Lewis and Chase Lundberg combined on the shutout. Hermantown then derailed the chance for a smooth ride through the playoffs, as the Hawks dumped the Rails, 10–2.

Virginia's Patrick Anderson allowed just three hits in an elimination-round game at Hibbing. Proctor's only run crossed the plate when Jimmy Merling scored from second base on Ryan McCarthy's infield single. Ben Nelson tossed a four-hit shutout for a 1–0 win. Then, a 13–3 win against Mora put Proctor in the Section 7AA championship game for the first time since 1984.

Hermantown stood in the way. Alex Oachs went the distance to improve his season record to 5–0 as Proctor won the first game, 6–3, at Wade Stadium on June 9. In the championship game, Proctor trailed 3–2 after four innings, but scored twice in the sixth and Ben Nelson pitched four shutout innings in relief of starter Jake Lewis for the 4–3 win. It took 35 years, but the Rails were returning to the state tournament.

Tyler Pionk scored the first Rails run in the state tournament in the first inning at Dick Putz Field in St. Cloud on June 16, but Fairmont's Logan Peymann limited the Rails to three hits as the Cardinals won the quarterfinal game, 6–1. On June 17 at Joe Faber Field, Proctor rebounded to beat St. Anthony Village, 4–1, behind Jake Lewis's three-hitter and Ryan McCarthy's two-run home run for the first state tournament win in program history. A 5–1 loss to Delano in the consolation championship ended the season.

The overall 22–4 record is the program's highest for wins in a season through 2017. Jake Lewis (8–1 W–L, 2.41 ERA), Ben Nelson (6–2, 2.55), and Alex Oachs (5–1, 2.26) led the pitching staff, and Ryan McCarthy (.422), Justin Scanlon (.388), Jimmy Merling (.375), and Jesse Scanlon (.329) led the offense. McCarthy set new school single-season records for hits, 38, and RBI, 48, both still on the books through 2017, and he tied Mike Pehl's 2002 school record of seven home runs in a season. Justin Scanlon was named All-State and he represented Proctor in the Lions State All-Star Series. Alex Oachs played for St. Scholastica while Pat Everson, Nick Nylund, and Justin Scanlon all played for Mesabi Range Community College.

2012

The Rails repeated as Section 7AA champions in 2012, and they won the state tournament's third-place championship. While the regular season produced a 12–6 record, the road through the playoffs was less rocky compared to 2011. On Opening Day, Ben Nelson threw a one-hitter in a 10–0 win against Eveleth-Gilbert on April 10. Jake Malec, an eighth-grader, made his varsity debut against the Golden Bears. He singled in his first at bat, stole a base, and scored three runs. On May 3, Ben Nelson registered a no-hitter and Ryan McCarthy hit his ninth career home run to set a new school record in a 12–0 win against Moose Lake-Willow River. Jake Lewis tossed a one-hitter in an 8–0 win against Superior on May 8 for his 20th career win which tied the school record set by Dale Nikko in 1978. Also in the Superior game, Ryan McCarthy surpassed Tyler Pionk for the PHS lead in career hits and Jimmy Merling, a junior, broke Tyler Pionk's school record for career runs scored. Lewis notched his 21st career win for a new school record in a 5–0 win against Duluth Marshall on May 15. When Proctor beat Hermantown, 7–5 on May 17, it avenged an early-season 4–3 loss and snapped the Hawks' 16-game win streak.

Jake Lewis and Matt Dolsen combined on a one-hitter in the first-round playoffs game, a 9–0 win against Eveleth-Gilbert. Ian Scherber hit two doubles which put him at 19 in his career, a school record that stood until John Aase broke it in 2017. A 7–1 win against Two Harbors at Hibbing put Proctor into the Final Four for the third year in a row. Proctor sneaked by Cloquet, 9–7, to advance to the semifinals. Ben Nelson had three hits and three RBI and he pitched a four-hit shutout in a 9–0 win against Hermantown to send the Rails to the section championship game for the second year in a row. Nelson tied Dale Nikko's 1976 school record of nine complete games in a season. Proctor beat Cloquet, 9–2, at Hermantown on June 7 for the Section 7AA championship. Senior Ian Scherber's first career home run, a two-run blast in the fifth, gave the Rails a 7–2 lead.

Minneapolis Washburn, Proctor's first opponent in the 2012 state tournament, boasted a 25–0 record and averaged more than 10 runs scored per game. Ian Scherber's home run off the left-field foul pole in the top of the fifth inning of the state quarterfinals game played at St. Cloud's Joe Faber Field on June 14 was one of only five hits allowed by Washburn's Josh Pierce. It was the only one that counted. Jake Lewis stopped the Millers on a two-hit shutout for a 1–0 win.

A nine-inning, 9–8, semifinals loss to St. Cloud Cathedral at Dick Putz Field the following day halted the Rails' win streak at nine games. Immediately following the loss, the Rails faced Fairmont for the state third-place championship. Matt Dolsen earned his first varsity win as he and reliever Jake Lewis combined on a three-hit shutout in a 6–0 victory. Ben Nelson hit a three-run double and Ryan McCarthy capped his prep career by hitting a booming two-run home run over the scoreboard for his 12th career home run, a school record that still stands as of 2017.

Proctor pitchers combined for 10 shutouts in 2012, which ranks tied for third in state records. Jake Lewis (8–1 W–L, 0.65 ERA), Ben Nelson (7–2, 1.96), and Jack Nikko (3–2, 2.47) led the pitchers. Jimmy Merling (.409), Ryan McCarthy (.405), Ben Nelson (.391), Ian Scherber (.333), Evan Scherber (.329), and Jesse Scanlon (.303) led the offense. Jake Lewis and Ian Scherber were selected for the All-State Tournament Team. Jake Lewis was named All-State. Jake Lewis and Ben Nelson were named co-*Duluth New Tribune* All-Area Player of the Year, the first Rails players to earn the award since its establishment in 1995.

Jake Lewis concluded his prep career with a 25–3 W–L record and a 1.60 ERA. He went on to play for UW-Superior. Ryan McCarthy and Jesse Scanlon went on to play for Mesabi Range Community College. Jesse Scanlon's career .506 on-base percentage is the best in PHS records through 2017. He edged his brother, Justin (.503 in 2008-11), for the top spot. The Scanlon brothers are the only two Rails players with a career OBP of .500 or greater. Ryan McCarthy's 96 career RBI is still the program record through 2017; his career total bases record of 138 was surpassed by John Aase's 154 in 2017. The overall record in 2012: 19 wins and seven losses.

2013

The season did not get underway until May 3—a 9–1 win at Moose Lake-Willow River—due to winter weather throughout April. Ben Nelson and Matt Morris, who made his varsity pitching debut, combined on a one-hitter in a 10–0 win against Greenway on May 8. Jake Malec and Michael Gales made their varsity pitching debuts in a 10–0 win against Two Harbors on May 15. They combined on a three-hitter. Jimmy Merling was 4-for-4 in the game as he broke the school record for career hits established by Ryan McCarthy in 2012.

Taking an 8–5 regular-season record into the playoffs in defense of their two-time Section 7AA championships, the Rails beat Virginia, 7–0, at Ely in the first round. Jack Nikko and Jimmy Merling combined on the three-hit shutout. Playing again right away, Proctor lost to International Falls by a 2–0 score. Matt Dolsen threw a three-hitter and did not allow an earned run, but he was upstaged by future Minnesota Gophers pitcher Ben Humbert who tossed a four-hit shutout with seven strikeouts. A new playoffs format instituted that season gave the Rails life in the double-elimination bracket.

An 11–1 win against Moose Lake-Willow River at Nashwauk kept the dream of a three-peat alive. Paul Hegstrom tossed a three-hitter for the win. Proctor then defeated Mora, 5–3, also at Nashwauk. Jack Nikko picked up the win in relief of starter Matt Morris. Nikko recorded playoffs wins on back-to-back days to send Proctor into the Final Four for the fourth straight season. Proctor met International Falls at Hibbing on June 4 in quarterfinals action. The game remained scoreless into the tenth inning. Humbert, who started for the Broncos, allowed just one hit with 11 strikeouts before leaving with one out in the eighth. Caleb Dahlin provided perfect relief; he retired all eight batters he faced. Meanwhile, Jack Nikko kept the Broncos off the scoreboard for nine and one-third innings. 'Falls finally broke through for the 1–0 win on a bases-loaded walk in the bottom of the tenth. Nikko allowed just five hits. The Broncos then beat Cloquet to reach the championship but lost to Hermantown.

Evan Scherber (.400), Ben Nelson (.333) and Jimmy Merling (.322) led the 2013 offense. Jack Nikko (4–3 W–L, 1.45 ERA) and Matt Dolsen (1–3, 1.30) were the top pitchers.

Jimmy Merling became the first (and only, through 2017) Rails player to surpass the century mark in career runs (112) and hits (102). Through 2016, Merling is also the PHS record-holder for career plate appearances (342), at bats (284), and stolen bases (68—forty more than any other Rails base runner). Ben Nelson was an All-State selection and he played in the Lions State All-Star Series. Jack Nikko continued his playing career for Vermilion Community College and Matt Dolsen played for Fond du Lac Community College.

2014

Winter weather again affected the season. The 6–9 overall record was the first season with more losses than wins in Coach Wojtysiak's tenure. Joe Carter, Dylan Pionk, and John Aase all scored four runs in a 25–10 early-season win at Virginia. Proctor lost 3–2 to Cloquet, 2–0 to Hermantown, and 3–2 to Thief River Falls on three consecutive days. Freshman John Aase worked all nine innings in his first varsity start against the Prowlers. The final regular-season game, a 12–7 win, stopped eventual Section 7AA champion Aitkin's 13-game win streak. Brandt Forstrom earned his first varsity win in relief, and Jimmy Merrill hit a three-run home run. Virginia upset the Rails, 2–1, in the first round of the playoffs at Nashwauk. The Blue Devils' Jeremy Katz tossed a two-hitter with 10 strikeouts to out-duel Matt Morris.

Morris (2–2 W–L, 4.44 ERA) and Michael Gales (2–1, 2.72) led the pitchers and Cody Lewis (.370) and Evan Scherber (.308) led the batters. Evan Scherber, who went on to play for Mesabi Range Community College, was named All-State and participated in the State All-Star Series.

2015

John Aase opened the 2015 season with a no-hitter for his first varsity win, 11–0 at Eveleth-Gilbert on April 7. Matt Morris struck out 13 in a 7–5 win at Hermantown. A 9–3 win at Ashland was only the second win in the series against the Oredockers, against seven losses. John Aase hit two triples and Michael Gales tossed a three-hitter in a 12–1 win against Two Harbors to give the Rails an 8–2 record. Gales pitched a three-hit shutout to end a four-game losing streak in a 2–0 win against Thief River Falls in the Hibbing Mike Bugliosi Wood Bat Tournament.

A 3–2 win against Hibbing at Ely began the 2015 Section 7AA Playoffs. John Aase's RBI double in the bottom of the sixth scored pinch-runner Evan O'Connor from first base for the go-ahead run and Aase pitched four innings of shutout relief for the win. In the second-round game also at Ely, Matt Sievert's sacrifice fly scored Luke Nordquist in the bottom of the eighth for a walk-off, 10–9, win against Hermantown. Hermantown scored six runs in the sixth to take an 8–7 lead. Sievert scored on Matt Tracey's sacrifice fly in the seventh to force the extra frame. Reliever Brandt Forstrom allowed one run in the top of the eighth but worked out of a bases-loaded jam by striking out Taylor Absher after an 11-pitch at bat. Forstrom earned the win. Eventual section champion Cloquet tagged Proctor with its first playoffs loss, 10–5, at Wade Stadium. A classic pitchers' duel, also at Wade Stadium, ended the season. Forstrom allowed just one run against Duluth Marshall, but the Rails could not figure out the Hilltoppers' Derrick Winn. Winn, a freshman, made his first varsity start a memorable one as he worked six and two-thirds shutout innings. Reliever Peter Lenz came on to get a strikeout for a save and to preserve the 1–0 'Toppers win. Proctor finished with a 12–11 overall record.

Michael Gales (4–3 W–L, 2.46 ERA) and John Aase (5–3, 2.35) were the top pitchers and Jake Malec (.431) and John Aase (.354) topped the hitters.

2016

The 2016 season began with a thumping. Hermantown beat the Rails, 15–0, at Superior on April 15. Immediately following that game, John Aase threw a no-hitter in an 11–1 win against Eveleth-Gilbert. Matt Morris tossed a two-hit shutout in a 6–0 win at Mora. John Aase hit a grand slam in a 16–2 win against Mesabi East. Freshman Zach Gunderson earned his first varsity win in a 12–8 win at Ashland. Jake Malec scored from second base on Matt Morris's infield hit in the bottom of the eighth for an 8–7 win against Moose Lake-Willow River; John Aase's three-run home run tied the score in the bottom of the seventh. Matt Tracey had four hits in a 13–1 win at Two Harbors. Luke Nordquist earned his third save of the season in a 4–3 win against Superior. John Aase tossed a two-hit shutout in a 5–0 win against Duluth Marshall, and Matt Morris and Jake Malec combined on a two-hit shutout in a 5–0 win against Hermantown. Proctor clinched its sixth Lake Superior Conference championship with an 11–6 win against Denfeld at Wade Stadium on May 24.

Zach Gunderson picked up his first varsity shutout in a 7–0 win against Eveleth-Gilbert in a first-round playoffs game at Nashwauk. Matt Morris and Jake Malec combined on a two-hitter in the second-round game, also at Nashwauk, as Proctor pounded Virginia, 11–0. A 5–1 win against Mora in the quarterfinals was a nail-biter. Proctor took a 5–0 lead into the top of the seventh. Mora scratched one run across and had the tying run at bat with the bases loaded, but pitcher John Aase got a swinging strikeout on a full-count to end the game. In the semifinals, the Rails took a 10–5 lead into the top of the seventh but Esko rallied for two runs and had the bases loaded with the go-ahead run at bat when Jake Malec got Nick Emmanuel to hit a towering fly ball that center-fielder Nathan Carlson caught—with his back against the fence—for the final out and a 10–7 win.

The Rails headed for the seventh section championship game in school history, played at Wade Stadium against Aitkin on June 6. Despite falling behind 2–1 in the second inning, the game proved to be anti-climactic compared to the two previous contests. An eight-run third inning put the game away, and the Rails cruised to a 12–2 win in five innings. John Aase allowed three hits and zero earned runs for the win.

Proctor squared off against Maple Lake on June 16 at Dick Putz Field in St. Cloud in the 2016 state tournament. Maple Lake's Jack Siebert hit a home run on the first pitch in the top of the sixth inning, and Hunter Malachuk tossed a two-hitter for the 1–0 win. John Aase was the tough-luck losing pitcher; he allowed one run on four hits. The next day, a 7–0 lead through six and a half innings looked safe but Pine Island cut the lead to 7–5 in the sixth. The Rails answered back with their own five-run inning in the seventh and won, 12–5. Matt Morris earned the win. The season ended in the consolation championship. Proctor blew an 8–4 lead and lost, 9–8, on a walk-off RBI single by East Grand Forks' Donnie Musgrove in the bottom of the seventh.

The Rails concluded the 2016 season with a 19–7 record. John Aase (.397), Jake Malec (.372), Nathan Carlson (.366), and Matt Morris (.342) led the offense. John Aase (7–3 W–L, 2.15 ERA), Matt Morris (7–2, 2.24), and Zach Gunderson (4–1, 3.87) led the pitchers. Jake Malec was named All-State and represented Proctor in the State All-Star Series. He became the first player in program history to play in 100 or more games (102) and he went on to play at North Dakota State University. John Aase was named the *Duluth News Tribune* All-Area Player of the Year.

2017

John Aase's attempt at a third straight Opening Day no-hitter against Eveleth-Gilbert was thwarted when E-G's Cooper Dosan tripled with one out in the fourth inning. Nevertheless, the Rails cruised to a 10-4 victory as Aase and reliever Luke Nordquist combined on a two-hitter. Aase picked up his second pitching win of the season in a 15-4 victory, shortened to five innings due to the 10-run rule, at St. Cloud Cathedral. Aase led the way offensively as well, with three doubles and six RBI. The Rails pounded out seven doubles in their 11-hit attack. A 3-1 loss at Virginia temporarily quieted the Rails' offense, but a 9-0 win at Crosby-Ironton, an 11-1 win at Moose Lake-Willow River, and an 8-4 win against Greenway in the home opener put the season's record at 5-1. Aase tossed a shutout in the game at Crosby and Zach Gunderson and Nordquist combined on a no-hitter at Moose Lake. After a 9-8 loss vs. Two Harbors, freshman Mason Flick tossed a one-hitter in his first varsity start in a 4-3 loss at Superior. After an 8-3 win vs. Cloquet, reliever Jake Piro earned a win in his first varsity appearance in a 7-6 victory over Ashland that put the season's record at 7-3. But then a seven-game losing streak ensued. Proctor blew an 8-2 lead in a 9-8 loss to Hermantown. Flick again was a hard-luck pitcher in a 1-0 loss to eventual State Class AAA Runner-Up Hibbing in the Mike Bugliosi Wood Bat Classic at Hibbing. Losses to Cloquet, 5-2, and Superior, 14-2 in six innings, wrapped up the Hibbing tournament. The final week of the regular season saw lopsided losses to Denfeld, 12-3, Duluth Marshall, 7-1, and Esko, 12-1. The Esko game was the last to be played on natural surface at Egerdahl Field.

The Rails, at 7-10 in the regular season, faced International Falls (10-6) at Cohasset in the first round of the Section 7AA Playoffs. Proctor took a 6-1 lead through four complete innings and hung on to win, 7-6. Nordquist picked up his school-record fifth career save. An 8-2 loss to eventual Section 7AA champion Duluth Marshall at Cohasset put Proctor into the elimination bracket. Flick earned his first varsity win in a 10-3 win against Mora at Wade Stadium. Bryce Huffman batted 3-for-4 with two doubles and five RBI vs. the Mustangs. Proctor then downed Eveleth-Gilbert, 17-6 in five innings, at Wade Stadium as Luke Nordquist picked up his first varsity win and Jordan Linder had four RBI. A 12-run third inning gave the Rails a 17-0 lead. The season ended with a 2-1 loss to Aitkin in nine innings at Superior in the quarterfinals. The Rails posted a 10-12 overall record in 2017.

Aase (.406), Nordquist (.394), and Huffman (.333) led the offense. Gunderson (3-2 W-L, 1.88 ERA), Aase (4-3, 3.03), Flick (1-4, 2.85), and Nordquist (1-2, 2.33) were the top pitchers. Nordquist recorded two saves in 2017. His five career saves broke the program record of four set by Kyle Wojtysiak in 2005. Aase hit a program-record 14 doubles in 2017. The previous high was 10 by Tyler Pionk in 2010. Aase set program career records in slugging (.618), doubles (27), total bases (154), and hit by pitch (17). He was named All-State, participated in the Play Ball! Minnesota State All-Star Series and was named to the *Duluth News Tribune* All-Area Team.



Jim Merling ('13) holds PHS records for career runs, hits, and stolen bases

SECTION B

MILESTONE GAMES



Ian Scherber rounds the bases after hitting a home run in the 2012 Section 7AA championship game.

SECTION B, ROW 1

FIRST GAME & FIRST WIN (1938)

PROCTOR TAKES CARLTON IN BASEBALL OPENER

Proctor Journal, May 13, 1938

With Len Mortinson pitching a five-hit game, Proctor won over Carlton in the season's baseball opener, 10–5. Mortinson scattered the Bulldogs' five hits and got in trouble only with walks and teammates' errors.

Carlton opened the first inning with one run and a walk and a nice double by Stine, catcher. The Rails started fast and tallied four runs in the first inning. Toby Johnston, diminutive second base man and lead off man, made first on an error and went to third when Provinske was forced at second by Downs. Ward was walked, filling the bases, and after Bergman flew out to center-field, Russ stepped to the plate and smashed a long drive to deep left field good for a triple and clearing the bases. He then scored on Malec's single to center.

Proctor scored twice in the second after Zebott walked and Mortinson singled to left. They scored forced runs after two passes and a hit batter. Carlton copped two runs in the third on a base on balls and two hits, one a triple by Stine, his second hit of the game.

Malec and Mortinson each got a hit in the last of the third inning but snappy infield work nipped the rally. Doubles by Johnston and Bergman and a single by Downs in the fifth all drove in runs and Proctor pulled to a 10–3 lead going into the seventh and last inning. Carlton got two runs back on outfield errors and two singles, but the Rails won, 10–5.

Provinske made a nice running, falling outfield catch and Bergman played well at first base. Russ's long triple and a double a piece by Johnston and Bergman won the batting honors while Malec and Mortinson each had two singles in four times up. Eleven Bulldogs went down via the strikeout route as Mortinson tightened in the pinch.

SECTION B ROW 2

FIRST PLAYOFFS WIN (1938)

H.S. Baseball Team Wins First Round Game

Proctor Journal, August 18, 1938

The Proctor high school baseball team successfully survived the opening round of the district 26 baseball tournament being held this week in Cloquet.

The opening round saw Proctor opposing Carlton high and Denfeld playing Floodwood. Denfeld, winner of the Denfeld-Floodwood game, is to oppose Cloquet Thursday at 2 p.m. The winner of this game will oppose Proctor in the finals Friday afternoon at 2 pm.

The Proctor team got away to a rather auspicious start this spring, winning seven of the first eight games played, then began to drop a few. Boys camps, work, and vacation visits kept the lineup pretty well jumbled up for a time. The squad had been drilling hard for several weeks in preparation for the present tournament. They have won the last four games played and are anxious to keep up the winning string through one more game.

The game with Carlton was won 9-2. Mortinson held the opposing team to two hits. Proctor got 12. Stine and Brower pitched for Carlton. The Proctor lineup: Moran 3b, Provinski cf, Bergman 1b, Downs ss, Zebott c, Mortinson p, Hassett, W. rf, Godmare lf, Thorsen 2b. Subs, Ives 2b, Malec, F., rf, Johnston 2b.

Each of the regulars got one hit, with Mortinson getting two and Zebott three. Downs hit a double and Zebott a triple besides two singles. Bergman made the only error for Proctor while Carlton made five errors.

Plans are being worked out for the high school baseball championship of district 25, to play our own district champions, probably in Proctor, and the winners of district 27 and 28 to play somewhere on the Range. The winners of these two games will play for the regional championship in Proctor next Friday, Aug. 26

H.S. TEAM LOSES IN FINALS

Proctor Journal, August 25, 1938

The Proctor High school baseball team closed its season last Monday with a loss to Cloquet in the finals of a district tournament. Proctor had eliminated Carlton High earlier in the tournament, and Cloquet had defeated Denfeld.

Cloquet meets Mountain Iron, number 27 district champion, this afternoon (Friday) at Cloquet for the regional championship.

SECTION B ROW 3

FIRST MSHSL GAME & WIN (1947)

RAILS DOWN AGATES 8 to 6

Two Harbors Chronicle and Times, July 3, 1947

The Proctor high school baseball team defeated the Two Harbors nine, 8 to 6, Thursday, June 26, in the first summer high school contest authorized by the Minnesota State High School league. However, the Agates had defeated Carlton previously, before the league schedule had been drawn up. The game was one of the highlights during the Proctor-Two Harbors Field day program which saw both boys and girls of the seventh through 12th grades in various competitions in the Rail city.

Lefty LaCasse issued 13 free tickets to the Proctor team during the afternoon contest, being unable to find the plate with any amount of accuracy. The "Rails" garnered only four hits while Two Harbors collected six. However, Main tossing for the Proctor club controlled his tosses beautifully, walking but one Agate.

Hoganson, playing the keystone sack for the locals, collected two hits in three times at the plate while R. Main at short for Proctor cashed in with two hits in four trips up.

Box Score

Two Harbors AB R H

Miller, cf.....	4	1	1
Hoganson, 2b.....	3	2	2
C. Anderson, ss.....	4	1	1
J. Anderson, lf.....	4	1	1
L. Giddings, 1b, p....	1	0	0
B. Aunen, 1b.....	2	0	0
Engstrom, 3b.....	4	0	0
R. Giddings, c.....	2	0	0
W. Aunen, c.....	1	0	1
Gauche, rf.....	2	0	0
LaFave, rf.....	0	0	0
LaCasse, p, rf.....	3	1	0
Totals	30	6	6

Proctor AB R H

Dale Erickson , 2b.....	4	0	0
Tom Bernard , lf.....	1	0	0
Bob Spearman , lf.....	1	0	0
John Miller , 3b.....	4	1	1
Ron Main , ss.....	4	1	2
Robert Erickson , 1b....	3	1	0
Donald Fontaine , rf.....	1	3	0
Albert Trottier , cf.....	2	0	0
Wayne Johnston , c.....	0	2	0
Charles Main , p.....	2	0	1
Totals	22	8	4

Errors, Two Harbors 0, Proctor 4. Bases on balls off LaCasse 13, L. Giddings 0, Main 1. Strikeouts by LaCasse 9, Giddings 3, Main 2.

SECTION B ROW 4

FIRST MSHSL PLAYOFFS GAME & WIN (1947)

Rails Eliminate Agates 14 to 3

Two Harbors Chronicle and Times, August 7, 1947

The Proctor "Rails" baseball team soundly thumped the Two Harbors high school nine 14 to 3 Friday night in Duluth Municipal stadium as a preliminary affair to the Duluth Dukes-Sioux Falls Canaries Northern League contest.

The fracas was the opening game of the district Eight high school baseball tournament, the outcome which will decide the district champ, and by losing the game the Agates' summer season of baseball in completed. LaCasse started on the hill for the Agate Bay nine and was greeted with a barrage of hits and gave up duty on the hill to Gustafson in the sixth stanza.

LaCasse had the "Rails" eating out of his hand during the first four frames but Bernard was equally as tough with the local stickers. The Agates went into a one run lead early in the contest as Bobby Miller tallied after two men were out on Hoganson's long single but that was the last time the local club headed Proctor. Proctor, after tying the count in the second frame one all, hit LaCasse hard in the fifth stanza for six hits and five runs. Not being satisfied with this lead, the Rails piled on six more markers in the sixth on two hits, and collected a pair of runs in the last frame to amass their total of 14 runs on 11 hits.

Two Harbors shortened the Rails' lead in the sixth and seventh frames by one run in each of these two innings but the big lead piled up by Proctor was too much for the local nine. Hoganson and R. Giddings picked up a pair of hits apiece to lead the Agate nine. C. Main hit for three bases in the seventh and collected two singles for stick honors on the Rail squad.

SECTION B ROW 5

FIRST SUB-REGION CHAMPIONSHIP (1976)

Proctor claims crown

Duluth News Tribune, May 28, 1976

Proctor used the four-hit pitching of Dale Nikko to defeat Virginia 7-0 Thursday in the sub-region 3AA championship high school baseball game at Virginia. The Rails will meet either Grand Rapids or International Falls Tuesday at Wade Stadium in the first round of the Region 7AA baseball tourney.

Rapids and Falls play today in Grand Rapids at 4:30 p.m. for the sub-region 4 crown. Thursday's scheduled game was postponed because of rain.

Proctor and Virginia played scoreless ball for four innings in the rain, but Proctor broke it open with a four run fifth inning. Joe Gaboury had the big hit, a two-run double.

The Rails added two more runs in the sixth on a hit batsman, an error and Mike Hudspith's run-scoring single. Jeff Merling led the nine-hit assault with three hits and was on base four times.

SECTION B ROW 6

FIRST REGION 7AA CHAMPIONSHIP (1976)

Proctor wins classic region game

by IRV MOSSBERGER

Duluth News Tribune, June 4, 1976

Mike Hudspith, one of only four seniors on the Proctor team, had a four-word phrase running through his head as he waited for a ground ball hit by Denfeld's Russ Hellgren Wednesday night at Wade Stadium.

"We're going to state!"

His Proctor teammates erupted into a chorus of that phrase as the ball popped into Hudspith's glove and he threw to first baseman Ken Elnes for the last out of the game to give the Rails the Region 7AA baseball championship with a classic 2-1 victory over the Denfeld Hunters.

"That's all I could think of when I saw that ball coming at me," said Hudspith. "There was no way I was going to mess that up. It took an easy hop and it was right there."

Hudspith's play preserved the pitching win for gutty righthander Dale Nikko, a sophomore ironman who went the distance for the second straight day. Nikko fashioned a five-hitter against the slugging Hunters after posting a two-hit shutout in the semifinals Tuesday against Grand Rapids.

Nikko's heroics, which came before an enthusiastic crowd of 929 -- the largest paid attendance at Wade in recent years -- didn't stop on the mound, however. He also delivered a crucial double down the left field line in the top of the last inning to drive in the tying run. He had prevented Denfeld from scoring its second run in the fourth inning when he charged off the mound to cover home plate after a wild pitch. Catcher Joe Gaboury retrieved the ball and fired it back to Nikko in time to catch Larry Tessier coming in.

Nikko was bowled over and took a hard shot on the play but held onto the ball.

"No, I didn't really get hurt on that," said the blond-haired sophomore. "In fact, I didn't get over the butterflies until I was hit. I had a little trouble settling down at the start of the game."

Denfeld scored its only run in the first inning, and it looked as if that run would hold up for the Hunters' Jim Watts, who suffered the defeat despite pitching a six-hitter and recording six strikeouts.

The Hunters' third baseman, Jim Mortinsen, scored the run by breezing home on Mike Castonguay's booming triple to right centerfield. Mortinsen had reached first on the only base on balls delivered by Nikko all night.

The Hunters threatened again in the third when Mortinsen singled and moved to third on Jim Jago's base hit, but Nikko struck out Castonguay to retire the side. Nikko stopped Tessier's threat in the fourth, and the Hunters were throttled from then until the final inning.

Proctor, which came into the tournament with a 6-10 record, capped its rags-to-riches story in the seventh by scoring both its runs in the top of the seventh.

Gaboury started the rally by knocking a grounder to the right side of the infield that the Hunters' first baseman, Tessier, had trouble hanging onto. By the time he secured the ball Gaboury had beaten him to the bag.

Bill Kuzas went in as a pinch runner and went to second on Mike Grover's grounder to second. Castonguay, the Hunters' second baseman, was looking for the doubleplay but barely got Grover at first. Proctor coach Dave Anderson disputed the out, but Nikko's double, which skipped over the bag just out of Mortinsen's reach, sent in Kuzas with the tying run and settled down the Proctor club.

Nikko moved to third on John Baublitz's groundout, then scored on designated hitter Jon Nelson's sharp single to right center.

Nikko got the first two Hunters in the bottom of the seventh, taking Dave Crain's popup and striking out Brian Moe, but designated hitter Daron Johnson lofted a fly to right that carried over Cliff Grover's head for a triple. That final threat ended with Hudspeth picked up Hellgren's grounder to end the game.

A dejected John Bergstrom, who like Anderson was looking for his first state-entry team (both are in their ninth year) admitted it was "An awful tough way to lose a 'ball game.'" But the Hunters' coach also appreciated Nikko's efforts.

"I've never, in nine years as head coach, seen a kid pitch back-to-back games like that," said Bergquist.

"I wasn't kidding when I said he could throw forever," said Anderson of Nikko. "I told you he was a tough kid."

Nikko will be pitching again Monday in the first round of the state tourney against the Region 8AA champion at Wadena.

SECTION B ROW 7

FIRST STATE TOURNAMENT GAME (1976)

Proctor blanked

Duluth News Tribune, June 8, 1976

WADENA -- A Proctor rally fizzled in the seventh inning and so did the Rails' life in the Minnesota state high school baseball tournament in a first round Class AA game played here Monday.

Little Falls scored lone runs in the second and fourth innings to shut out the Rails 2-0. Pitcher Doug Fregin gave up only three hits to Proctor, which ended the season with an 8-11 record, and struck out eight.

Fregin, a junior, entered the game with an unimpressive 3-6 record but his team-leading earned run average of 1.50 bears out the number of hard-luck losses he absorbed during the season.

The Rails had the makings of a comeback in the last inning when, with two outs, pitcher Dale Nikko was hit in the head by a pitch, John Baublitz followed with a single and Proctor had runners on first and second.

But the Rails couldn't muster any more and Little Falls earned a second round berth against Marshall, which beat Rochester Mayo 1-0 in its quarterfinal contest.

Dennis Kazeck, the Flyers' designated hitter, got two of Little Falls' eight hits off Nikko and drove in both of its runs. Both hits were singles.

Steve Bzdok got on base in the second and Kazeck drove him in. And in the fourth, Mark Garrison singled, stole second and scored on Kazeck's base hit.

Jeff Merling and Nikko got Proctor's two other hits. Merling singled in the third and Nikko in the fifth.

Little Falls, 13-8, plays a Marshall team that sports a 20-1 record in Thursday's 2:30 p.m. game at St. Cloud's Municipal Stadium.

For the Flyers, champions of Region 8AA, this is their first state appearance in baseball since 1971 when they lost to eventual state champion Richfield in the semifinals.

Nikko, the Rails' sophomore sensation, ends his season with a 7-5 record -- many of the losses one and two-run decisions.

SECTION B ROW 8

FIRST CONFERENCE CHAMPIONSHIP **(1977)**

Rails clinch at least tie for LSC crown

Duluth News Tribune, May 22, 1977

Proctor clinched at least a tie for the Lake Superior Conference baseball title Saturday with a 4-2 victory over Denfeld at Hermantown.

The Rails jumped off to a 2-0 lead in the first inning by bunching three walks, a hit batsman and Joe Gaboury's sacrifice fly. They added another run in the second on a single by Dale Nikko, a sacrifice, a walk and an error on a double steal.

Nikko knocked in an insurance run in the sixth, but the Rails' star pitcher pulled a hamstring muscle while trying to steal a base and left the game. He had allowed only two hits and struck out seven in five innings of pitching.

His replacement, Dennis Gulbranson, got into trouble in the seventh inning by walking the bases loaded. Mike Grover relieved Gulbranson and walked one run in but allowed only one more run before retiring the side and assuring Proctor of the LSC title. It is now tied with Central and Silver Bay for first place. But Proctor can win the title outright by beating Two Harbors Monday.

Proctor claims title in 9-1 win

Duluth News Tribune, May 27, 1977

TWO HARBORS -- Proctor won its first outright Lake Superior Conference baseball title ever by whipping Two Harbors 9-1 Thursday behind the two-hit pitching and 16 strikeouts of lefthander Mike Grover.

The Rails' victory in the make-up of a May 17 rainout gives them an 8-1 final conference mark, while Central and Silver Bay tied for second with 7-2 marks.

The game was tied 1-1 when John Baublitz tripled with two outs in the fifth inning to drive in two runs and scored himself following an error on the play to make it 4-1.

Baublitz had three hits in the game and Joe Gaboury two for the Rails.

SECTION B ROW 9

FIRST GAME AT TERRY EGERDAHL MEMORIAL FIELD (1982)

Miles' effort special on a special day

by MARK STODGHILL staff writer
Duluth News Tribune, April 29, 1982

Ray Miles wanted to do something special when he pitched the first high school baseball game ever played on Terry Egerdahl Memorial Field in Proctor Wednesday.

"To tell you the truth, I was looking for a no-hitter," Miles said, with only a slight smile, after the game. "I have a goal of never giving up more than three hits, but because of Egerdahl (the former Proctor athlete and coach, who died in 1980) I wanted to make this a big thrill."

Miles will have to look somewhere else for his no-hit thrill, but his performance was special. He tossed a three-hit shutout as Proctor defeated Duluth East 9-0 in a Lake Superior Conference game. It was the 20th straight win in conference play for the two-time defending LSC champions.

The 6-foot, 185-pound righthander retired the first 11 batters in order and had a no-hitter until East's Mike Marmon beat out an infield hit to the shortstop hole to lead off the fifth.

"That (hit) took a big breath out of my chest," Miles said. "I would have liked to get the no-hitter, but I didn't want to get greedy. Nobody on the bench had been talking to me and I think everybody kind of relaxed after they (the Greyhounds) got the hit. I just concentrated on strikeouts after that."

Miles concentrated and grunted his way through a masterful performance. He allowed only three balls to be hit out of the infield. He struck out 12 and didn't walk a batter. In fact, Miles went to a three-ball count just three times. He threw 98 pitches, of which 68 were strikes.

Lack of that same kind [of] control was the undoing of East pitcher Mike Roberg. Roberg wasn't hit hard but hurt himself by walking eight batters and throwing six wild pitches.

Bill Norton and Tony Dincau scored on wild pitches to give Proctor a 2-0 first-inning lead. The Rails got two more cheapies in the third inning. Dincau and Jay Anderson, who paced the winners' eight-hit attack with two hits apiece, singled. Anderson put himself in a hotbox between first and second while Dincau raced home to score on a throwing error. Anderson then came home on another Roberg wild pitch. Proctor 4, East 0.

Left fielder Norton turned in as good a fielding play as one could see on any field as he raced to the left field line and made a diving backhand stab to rob East's Mike Cortes of an extra-base hit in the fifth.

Shortstop Skeeter Moore hit the hardest ball for the Greyhounds all day when he drove a double up the left-center field alley in the sixth. Inexplicably, he tried to steal third with two outs and his team four runs down. Proctor catcher Dan Sojka threw him out, one of two such assists Sojka had in the game.

The Rails broke it open with a five-run sixth. Roberg, who struck out five, made a throwing error for one run and Dincau singled for another score.

East brought in Moore to pitch. Anderson doubled on Moore's first pitch for a run, Craig Pionk doubled over the third-base bag to score Anderson and Sojka singled in Pionk, but was thrown out trying to stretch it into a double to end the inning.

The Greyhounds threatened in the top of the seventh putting runners on first and third, with Marmon getting his second infield hit. But Miles blew down East's Wayne Opsahl on three straight fast balls to end the game. Better days are probably ahead for Opsahl. He's just a freshman.

SECTION B ROW 10

COACH RICH PETERSSON'S **100TH CAREER WIN (1986)**

Proctor 8, Princeton 1

Duluth News Tribune, May 29, 1986

Proctor scored four runs in the fourth inning to take a 7-1 lead and went on to defeat Princeton in a South sub-Region 7AA semifinal at Cambridge.

Dan Chicos, who had four RBI in the game, doubled in two runs in the fourth. Mark Slattengren, Mark Kieren and Randy Fietek had two hits apiece for the Rails, 10-8.

Chris Kindgren pitched a five-hitter for the win.

SECTION B ROW 11

FIRST STATE TOURNAMENT WIN (2011)

Proctor 4, St. Anthony Village 1

By Max Mercy

railsbaseball.atomicleagues.com, June 17, 2011

ST. CLOUD – Winning pitcher Jake Lewis (8-1, 2.42 ERA) threw a three-hitter and Ryan McCarthy hit a two-run home run as Proctor defeated St. Anthony Village in the consolation round on Friday morning.

McCarthy put the Rails ahead in the first inning with a home run that also scored Jesse Scanlon, who had reached base on a walk. It was McCarthy's seventh home run of 2011, which is tied with Mike Pehl's 2002 school record for the most home runs hit in a season.

St. Anthony Village scored an unearned run in the bottom of the first on a hit, an error, a wild pitch, and an RBI groundout. The Huskies threatened with back-to-back singles with two outs in the fourth inning, but Lewis retired the next batter on a fly out.

Lewis had four strikeouts and zero walks in his sixth complete game of the season.

Proctor added two insurance runs in the fifth inning on back-to-back RBI singles by Scanlon and McCarthy.

SECTION B ROW 12

2012 CLASS AA THIRD-PLACE CHAMPIONSHIP

PROCTOR 6, FAIRMONT 0

By Max Mercy

railsbaseball.atomicleagues.com, June 15, 2012

ST. CLOUD – Proctor won the Third Place Championship over Fairmont at Dick Putz Field on Friday evening for the best finish in school history. Winning pitcher Matt Dolsen (1-1, 3.77 ERA) threw six shutout innings for his first varsity win.

The Rails scored three runs in the third inning on a three-RBI double by Ben Nelson. Ian Scherber led off the inning by reaching on an error, Jesse Scanlon also reached on a fielder's choice error, and Ryan McCarthy singled before Nelson cleared the bases on a deep hit to the left-center field gap.

Proctor scored three insurance runs in the fifth. Jimmy Merling singled to lead off, and he scored on McCarthy's home run that went over the left field scoreboard. It was McCarthy's fifth round-tripper of the season and twelfth of his career. Nelson followed with a single, advanced to second when Cody Dolsen reached on a fielder's choice error and scored on an RBI single by Evan Scherber.

Matt Dolsen allowed just three hits. He allowed five walks and had two strikeouts. Jake Lewis pitched the final frame. He had two strikeouts and ended the season on a high-bouncing come-backer that he snared over his head and threw to McCarthy at first base for the final out.

Lewis concluded his State Tournament career by allowing just five hits and one unearned run in 15 innings over the past two tournaments. He was 2-0 with 11 strikeouts and no walks allowed in two starts and one relief appearance.

SECTION B ROW 13

COACH KYLE WOJTYSLAK'S 100TH CAREER WIN (2016)

Proctor 11, Virginia 0

by Max Mercy

Railsbaseball.atomicleagues.com, June 1, 2016

NASHWAUK -- Matt Morris and Jake Malec combined on a two-hit shutout as Proctor defeated Virginia, 11-0 in five innings, in a second-round playoffs game here. The game was shortened due to the 10-run rule. Morris pitched four innings and allowed both hits and three walks with five strikeouts. Malec tossed a perfect fifth inning with two strikeouts.

Proctor took a 3-0 lead in the first inning. Malec scored the first run after he hit a double with two outs. He took third on a wild pitch and scored on the play when the catcher's throw to third went off target. Morris then hit a double and John Aase walked. Bryce Huffman hit a double that scored Morris from second and Aase from first.

Nathan Carlton singled with one out in the second, stole second, and scored on Derek Dahlgren's RBI single. Dahlgren took second on the play and scored Proctor's fifth run on an RBI double by Malec.

The Rails scored one run in the third. Aase led off with a single, advanced to second on a wild pitch, and took third on Matt Sievert's single with one out. Aase was out on an attempted steal of home but remained in a hot box long enough for Sievert to move to third on the play. Luke Nordquist knocked in Sievert with a single for a 6-0 lead.

In the fourth, Dahlgren led off with a single and moved to second base when Matt Tracey reached safely on a fielder's choice. Then, after two outs, Aase walked to load the bases. Huffman then drew an RBI walk, scoring Dahlgren. Sievert was hit by a pitch, sending in Tracey. Aase then scored on a wild pitch, and Nordquist walked to load the bases again. Carlson then hit a two-run single to cap the game's scoring at 11-0.

Malec was one pitch away from a nine-pitch, three-strikeout inning but had to settle for a groundout to end the game.

Dahlgren, Malec, and Carlson had two hits apiece. Huffman had three RBI and Carlson had two.

Losing pitcher Tom Norman allowed 11 runs on 11 hits and four walks with no strikeouts in four innings.

Proctor advanced to the quarterfinals and Virginia moved over to the elimination bracket as the playoffs format calls for double-elimination after the first round.

SECTION B ROW 14

“THE STREAK” (1979-82)

Proctor won 22 consecutive Lake Superior Conference (LSC) games between 1979 and 1982. The Rails won two LSC titles during the streak, producing duplicate undefeated conference records of 9-0 in both 1980 and 1981.

The Rails played their home games at Cloquet for the majority of the streak, as Proctor's Terry Egerdahl Field was under construction.

The streak began on May 17, 1979, on the last game of the regular season, and ended on May 10, 1982, with a 5-3 loss to Duluth Denfeld at Proctor. Denfeld's Larry Pajari was the winning pitcher in relief of starter Todd Solarz.

Highlights of the streak:

- Nik Peterson's two-hit shutout vs. Hermantown on April 18, 1980
- Nik Peterson's shutout vs. Cloquet on May 1, 1980
- A 23-0 drubbing of Duluth Cathedral on May 5, 1980
- Scott Pionk's walk-off two-run triple in the eighth inning vs. Duluth Central on May 9, 1980
- Dan Norton's no-hitter vs. Two Harbors on May 13, 1980
- Nik Peterson's two-hitter vs. Cloquet, May 2, 1981
- Ray Miles' one-hit shutout vs. Duluth Cathedral on May 5, 1981
- Nik Peterson's no-hitter vs. Duluth Central on May 8, 1981
- Nik Peterson's 15 strikeouts vs. Duluth Morgan Park on May 14, 1981
- Bill Richardson's no-hitter vs. Duluth East on May 22, 1981
- Ray Miles' shutout vs. Duluth East on April 28, 1982, in the first game played at Terry Egerdahl Field
- Jay Anderson's three-run home run vs. Cloquet on May 6, 1982

"THE STREAK"

	Date	Opponent	Score	Location	Winning Pitcher
1.	5/17/79	Duluth Central	6-5	Cloquet	Bill Richardson
2.	4/18/80	Hermantown	10-0	Cloquet	Nik Peterson
3.	4/25/80	Duluth East	8-7	Cloquet	???
4.	4/28/80	Silver Bay	6-5	Duluth (Wade)	Jason Malec
5.	4/29/80	Duluth Denfeld	11-1	Cloquet	Jason Malec
6.	5/01/80	Cloquet	2-0	Cloquet	Nik Peterson
7.	5/05/80	Duluth Cathedral	23-0	Duluth (Wade)	???
8.	5/09/80	Duluth Central	4-3	Duluth (Wade)	Nik Peterson
9.	5/13/80	Two Harbors	11-1	Cloquet	Dan Norton
10.	5/15/80	Duluth Morgan Park	5-1	Duluth (Wade)	Nik Peterson
11.	4/20/81	Hermantown	13-4	Hermantown	???
12.	5/02/81	Cloquet	7-2	Cloquet	Nik Peterson
13.	5/05/81	Duluth Cathedral	11-0	Cloquet	Ray Miles
14.	5/06/81	Silver Bay	3-1	Silver Bay	Bill Richardson
15.	5/08/81	Duluth Central	5-0	Duluth (Wade)	Nik Peterson
16.	5/12/81	Two Harbors	14-2	Two Harbors	Ray Miles
17.	5/14/81	Duluth Morgan Park	3-2	Duluth (Wade)	Nik Peterson
18.	5/22/81	Duluth East	5-0*	Duluth (Wade)	Bill Richardson
19.	5/22/81	Duluth Denfeld	8-1	Duluth (Wade)	Nik Peterson
20.	4/28/82	Duluth East	9-0	Proctor	Ray Miles
21.	5/03/82	Silver Bay	10-1	Proctor	Ray Miles
22.	5/06/82	Cloquet	3-2	Cloquet	Ray Miles

*The Duluth East schedule marks this as a 7-2 Proctor win.

SECTION C

STATISTICAL LEADERS



Jesse Scanlon's career .506 on-base percentage is the PHS record.

SECTION C ROW 1

CAREER BATTING LEADERS

<u>Player</u>	<u>Games Played</u>	<u>Years</u>
Jake Malec	102	2012-16
Jimmy Merling	91	2010-13
Ian Scherber	89	2009-12
John Aase	83	2014-17
Tyler Pionk	80	2008-11
Evan Scherber	78	2011-14
Ryan McCarthy	74	2010-12
Charlie Habermann	69	2006-09
Pat Everson	68	2008-11
Jesse Scanlon	68	2010-12

<u>Player</u>	<u>Plate Appearances</u>	<u>Years</u>
Jimmy Merling	342	2010-13
Jake Malec	337	2012-16
Tyler Pionk	301	2008-11
John Aase	298	2014-17
Ian Scherber	295	2009-12
Evan Scherber	294	2011-14
Ryan McCarthy	284	2010-12
Charlie Habermann	259	2006-09
Jesse Scanlon	256	2010-12
Drew Scherber	254	2004-07

<u>Player</u>	<u>At Bats</u>	<u>Years</u>
Jimmy Merling	284	2010-13
Jake Malec	275	2012-16
John Aase	249	2014-17
Ian Scherber	247	2009-12
Tyler Pionk	236	2008-11
Evan Scherber	235	2011-14
Ryan McCarthy	231	2010-12
Charlie Habermann	216	2006-09
Kyle Wojtysiak	209	2002-05
Matt Morris	206	2012-16

<u>Player</u>	<u>Runs</u>	<u>Years</u>
Jimmy Merling	112	2010-13
Jake Malec	82	2012-16
Jesse Scanlon	73	2010-12
John Aase	73	2014-17
Tyler Pionk	70	2008-11
Ryan McCarthy	69	2010-12
Ian Scherber	64	2009-12
Drew Scherber	59	2004-07
Justin Scanlon	52	2008-11
Kyle Wojtysiak	49	2002-05

<u>Player</u>	<u>Hits</u>	<u>Years</u>
Jimmy Merling	102	2010-13
John Aase	96	2014-17
Jake Malec	95	2012-16
Ryan McCarthy	89	2010-12
Evan Scherber	80	2011-14
Tyler Pionk	72	2008-11
Justin Scanlon	70	2008-11
Drew Scherber	69	2004-07
Charlie Habermann	66	2006-09
Kyle Wojtysiak	63	2002-05
Ian Scherber	63	2009-12

<u>Player</u>	<u>Doubles</u>	<u>Years</u>
John Aase	27	2014-17
Ian Scherber	19	2009-12
Tyler Pionk	17	2008-11
Kyle Wojtysiak	16	2002-05
Jimmy Merling	15	2010-13
Jake Malec	15	2012-16
Pat Everson	13	2008-11
Drew Scherber	11	2004-07
Ryan McCarthy	11	2010-12
Matt Morris	11	2012-16

<u>Player</u>	<u>Triples</u>	<u>Years</u>
Dan Carlson	10	2003-06
Jake Malec	6	2012-16
Jon Kent	6	2006-07
Brian Peterson	5	1988-90
Drew Scherber	5	2004-07
Reed Olson	5	2008-10
John Aase	5	2014-17
Charlie Habermann	4	2006-09
Matt Morris	4	2012-16
Ten Tied	3	

<u>Player</u>	<u>Home Runs</u>	<u>Years</u>
Ryan McCarthy	12	2010-12
Mark Kieren	8	1984-86
Mike Pehl	8	2000-02
John Aase	7	2014-17
Mike Grover	5	1975-78
Jay Anderson	5	1981-82
Tony Dincau	5	1981-82
Bill Norton	4	1982-83
Kyle Cotrell	4	2007-08
Twelve Tied	3	

<u>Player</u>	<u>Total Bases</u>	<u>Years</u>
John Aase	154	2014-17
Ryan McCarthy	138	2010-12
Jake Malec	128	2012-16
Jimmy Merling	123	2010-13
Drew Scherber	93	2004-07
Dan Carlson	91	2003-06
Tyler Pionk	91	2008-11
Justin Scanlon	90	2008-11
Evan Scherber	89	2011-14
Ian Scherber	88	2009-12

<u>Player</u>	<u>Runs Batted In</u>	<u>Years</u>
Ryan McCarthy	96	2010-12
John Aase	85	2014-17
Matt Morris	59	2012-16
Ian Scherber	58	2009-12
Jimmy Merling	55	2010-13
Evan Scherber	53	2011-14
Dan Carlson	50	2003-06
Tyler Pionk	47	2008-11
Justin Scanlon	47	2008-11
Mark Kieren	44	1984-86

<u>Player</u>	<u>Stolen Bases</u>	<u>Years</u>
Jimmy Merling	68	2010-13
Dan Norton	28	1978-81
Nik Peterson	28	1979-81
Jesse Scanlon	25	2010-12
John Aase	24	2014-17
Mark Slattengren	23	1984-87
Jake Malec	23	2012-16
Tom Peterson	22	1982-83
Nathan Carlson	21	2014-16

<u>Player</u>	<u>Bases on Balls</u>	<u>Years</u>
Mark Slattengren	65	1984-87
Jesse Scanlon	63	2010-12
Evan Scherber	49	2011-14
Reid Morin	47	2014-17
Jimmy Merling	46	2010-13
Jake Malec	46	2012-16
Tyler Pionk	45	2008-11
Ryan McCarthy	41	2010-12
Nik Peterson	39	1979-81
Chris Kindgren	36	1985-87

<u>Player</u>	<u>On-Base Pct.</u>	<u>Years</u>
Jesse Scanlon	.506	2010-12
Justin Scanlon	.503	2008-11
Nik Peterson	.480	1979-81
Ryan McCarthy	.479	2010-12
John Aase	.475	2014-17
Bill Norton	.465	1982-83
Rick LaLonde	.463	1986-87
Eric Kindgren	.455	1988-89
Jake Malec	.455	2012-16
Evan Scherber	.453	2011-14

<u>Player</u>	<u>Slugging Pct.</u>	<u>Years</u>
John Aase	.618	2014-17
Jay Anderson	.605	1981-82
Ryan McCarthy	.597	2010-12
Mike Pehl	.578	2000-02
Justin Scanlon	.545	2008-11
Jake Comnick	.544	2002-04
Mark Kieren	.521	1984-86
Todd Johnson	.500	1983-84
Dan Carlson	.497	2003-06
Bill Norton	.484	1982-83

<u>Player</u>	<u>Batting Average</u>	<u>Years</u>
Justin Scanlon	.424	2008-11
Terry Egerdahl	.400*	1969-72
John Aase	.386	2014-17
Ryan McCarthy	.385	2010-12
Jimmy Merling	.359	2010-13
Eric Kindgren	.356	1988-89
Ben Nelson	.356	2010-13
Jake Malec	.345	2012-16
Bill Norton	.344	1982-83
Jake Comnick	.340	2002-04
Evan Scherber	.340	2011-14

*Does not include 1969 season

SECTION C ROW 2

SINGLE-SEASON BATTING RECORDS

Player	Games Played	Year
Pat Everson	26	2011
Ryan McCarthy	26	2011
Jimmy Merling	26	2011
Nick Nylund	26	2011
Jesse Scanlon	26	2011
Ian Scherber	26	2011
Cody Dolsen	26	2012
Paul Hegstrom	26	2012
Ryan McCarthy	26	2012
Jimmy Merling	26	2012
Ben Nelson	26	2012
Jack Nikko	26	2012
Evan Scherber	26	2012
Jake Malec	26	2016

Player	Plate Appearances	Year
Jesse Scanlon	107	2011
Jimmy Merling	107	2012
Ryan McCarthy	104	2011
Derek Dahlgren	103	2016
Pat Everson	101	2011
Ryan McCarthy	99	2012
Ben Nelson	99	2012
Jimmy Merling	98	2011
Jesse Scanlon	98	2012
Evan Scherber	98	2012

Player	At Bats	Year
Ryan McCarthy	90	2011
Jimmy Merling	88	2012
Ben Nelson	87	2012
Derek Dahlgren	86	2016
Jake Malec	86	2016
Paul Hegstrom	85	2012
Cody Dolsen	83	2012
Evan Scherber	82	2012
Matt Morris	81	2015
Jimmy Merling	80	2011
Justin Scanlon	80	2011

Player	Runs	Year
Jimmy Merling	38	2012
Jimmy Merling	34	2011
Jesse Scanlon	32	2011
Ryan McCarthy	30	2011
Justin Scanlon	26	2011
Jesse Scanlon	26	2012
John Aase	26	2016
Jake Malec	26	2016
Matt Tracey	25	2016
Tyler Pionk	24	2010
Tyler Pionk	24	2011
Ian Scherber	24	2012
John Aase	24	2017

Player	Hits	Year
Ryan McCarthy	38	2011
Jimmy Merling	36	2012
Justin Scanlon	34	2010
Ben Nelson	34	2012
Jake Malec	32	2016
Kyle Wojtysiak	31	2004
Justin Scanlon	31	2011
John Aase	31	2016
Jimmy Merling	30	2011
Ryan McCarthy	30	2012

Player	Doubles	Year
John Aase	14	2017
Tyler Pionk	10	2010
Kyle Wojtysiak	9	2005
Ryon Morgando	8	2000
Nick Nylund	8	2011
Scott Lustig	7	2006
Ian Scherber	7	2011
John Aase	7	2015
Jake Malec	7	2016
Ten Tied	6	

Player	Triples	Year
Dan Carlson	6	2006
Jon Kent	6	2007
Brian Peterson	4	1990
Eight Tied	3	

Player	Home Runs	Year
Mike Pehl	7	2002
Ryan McCarthy	7	2011
Mark Kieren	6	1985
Jay Anderson	5	1982
Tony Dincau	5	1982
Ryan McCarthy	5	2012
John Aase	5	2016
Blaine Muckala	3	1973
Mike Grover	3	1978
Mike Davis	3	1993
Travis Warnygora	3	1998
Jake Cornick	3	2004
Paul Michelizzi	3	2005
Jon Kent	3	2007

Player	Grand Slams	Year
Ryan McCarthy	3	2011

Player	Total Bases	Year
Ryan McCarthy	63	2011
John Aase	55	2016
Mike Pehl	52	2002
Ryan McCarthy	51	2012
Jon Kent	50	2007
John Aase	48	2017
Jay Anderson	45	1982
Ben Nelson	45	2012
Jake Malec	45	2016
Justin Scanlon	44	2010
Jimmy Merling	43	2012

Player	Runs Batted In	Year
Ryan McCarthy	48	2011
Ryan McCarthy	30	2012
Jon Kent	28	2007
John Aase	28	2016
Justin Scanlon	27	2011
John Aase	27	2017
John Aase	25	2015
Jimmy Merling	24	2012
Matt Morris	24	2016
Jay Anderson	23	1982
Tyler Pionk	23	2010
Ben Nelson	23	2012
Matt Morris	23	2015

Player	Stolen Bases	Year
Jimmy Merling	24	2012
Jimmy Merling	20	2011
Jeff Merling	15	1977
Tony Dincau	15	1982
Mike Woods	13	1980
Dan Norton	13	1981
Tom Peterson	13	1983
Jimmy Merling	13	2010
Jason Malec	12	1980
Nik Peterson	12	1980
Jesse Scanlon	12	2011
John Aase	12	2017

Player	On-Base Pct.	Year
Terry Egerdahl	.636*	1972
Bill Norton	.585	1983
Jake Malec	.570	2015
Mark Kieren	.569	1985
Justin Scanlon	.565	2010
Dan Carlson	.563	2006
Mark Slattengren	.548	1986
Rick LaLonde	.544	1987
Mike Pehl	.544	2002
Aaron Slattengren	.536	2000
Ryan McCarthy	.535	2012

*Egerdahl batted .636 in 1972; no records exist for OBP for 1970-75.

Player	Slugging Pct.	Year
Mike Pehl	1.040	2002
Mark Kieren	1.000	1985
Terry Egerdahl	.788**	1972
Dan Carlson	.740	2006
Jay Anderson	.738	1982
Jon Kent	.714	2007
John Aase	.705	2016
Ryan McCarthy	.700	2011
John Aase	.696	2017
Ryan McCarthy	.689	2012
Jake Cornick	.679	2004

**Based on incomplete data for extra-base hits.

Player	Batting Average	Year
Terry Egerdahl	.636	1972
Justin Scanlon	.500	2010
Bill Norton	.488	1983
Mike Pehl	.480	2002
Kerry Helquist	.436	1989
Aaron Slattengren	.435	2000
Jake Malec	.431	2015
Ryan McCarthy	.422	2011
Mark Kieren	.421	1985
Dan Carlson	.420	2006
Kyle Wojtysiak	.413	2004
Jimmy Merling	.409	2012
Ryan McCarthy	.405	2012
Bob Chicos	.400	1970
Travis Tanski	.400	1995
Ryan Anderson	.400	2003
Evan Scherber	.400	2013

SECTION C ROW 3**KNOWN SINGLE-GAME BATTING LEADERS**

Runs	Player	Year	Opponent
5	Jesse Scanlon	2011	Aitkin
4	Dale Swenson	1965	Two Harbors
4	Dan Carlson	2003	Two Harbors
4	Tyler Pionk	2011	Two Harbors
4	Jimmy Merling	2012	Duluth Denfeld
4	Joe Carter	2014	Virginia
4	Dylan Pionk	2014	Virginia
4	John Aase	2014	Virginia

Hits, Inning

	Player	Year	Opponent
2	Scott St. Germain	1983	Hibbing

Hits	Player	Year	Opponent
4	Rick Szymialis	1974	Northwestern
4	Tim Sundstrom	1983	Hibbing
4	Brian DeDominces	1991	Duluth Denfeld
4	Brian Zuck	1991	Duluth Denfeld
4	Dan Hamski	1992	Duluth East
4	Brady Peterson	1994	Princeton
4	Josh Schubitzke	1994	Princeton
4	Chris Watkins	1994	Virginia
4	Jeremy Zywicki	1995	Virginia
4	Ben Carlson	1996	Cloquet
4	David Wigg	1996	Greenway
4	Ryon Morgando	2000	Silver Bay
4	Mike Pehl	2002	Two Harbors
4	Ryan Anderson	2003	Two Harbors
4	Drew Scherber	2005	Greenway
4	Tyler Pionk	2010	Duluth Marshall
4	Evan Scherber	2011	Aitkin
4	Ryan McCarthy	2011	Duluth Marshall
4	Nick Nylund	2011	Duluth Marshall
4	Jimmy Merling	2013	Two Harbors
4	Matt Tracey	2016	Two Harbors
4	Matt Morris	2016	Aitkin

Doubles	Player	Year	Opponent
3	Lucas McCarthy	2009	Duluth Denfeld
3	Ian Scherber	2010	Superior
3	John Aase	2017	St. Cloud Cathedral

Triples	Player	Year	Opponent
2	Jon Kent	2007	Mesabi East
2	Jon Kent	2007	Mora
2	Justin Scanlon	2010	Crosby-Ironton
2	Cody Dolsen	2011	Esko
2	John Aase	2015	Two Harbors
2	Blake Koski	2017	Hermantown

Home Runs	Player	Year	Opponent
3	Mike Pehl	2002	Duluth Marshall
2	Blaine Muckala	1973	Northwestern
2	Mike Grover	1978	Northwestern
2	Jay Anderson	1982	Cloquet
2	Mark Kieren	1985	Cloquet
2	Mark Kieren	1985	St. Francis
2	Kyle Cotrell	2007	Mesabi East
2	Ryan McCarthy	2011	ML-WR
2	Ryan McCarthy	2011	Aitkin

Grand Slams

	<u>Player</u>	<u>Year</u>	<u>Opponent</u>
1	Milan Arfsten	1970	Two Harbors
1	Rick Szmialis	1975	Duluth Central
1	Randy Fietek	1986	North Branch
1	Todd Vanneste	1986	Silver Bay
1	Scott Larson	1990	Duluth Denfeld
1	Chris Nylund	1991	Brainerd
1	Derek Parendo	1992	Silver Bay
1	Brent Bordson	1993	Superior
1	Ryan Vndrschn	2002	Duluth Marshall
1	Ryan McCarthy	2011	ML-WR
1	Ryan McCarthy	2011	Esko
1	Ryan McCarthy	2011	Aitkin
1	Ben Nelson	2012	Superior
1	John Aase	2016	Mesabi East

Runs Batted In

	<u>Player</u>	<u>Year</u>	<u>Opponent</u>
10	Ryan McCarthy	2011	ML-WR
8	Ryan McCarthy	2011	Aitkin
6	Mark Kieren	1985	Cloquet
6	Randy Fietek	1986	North Branch
6	Scott Larson	1990	Duluth Denfeld
6	Shane Gould	2014	Virginia
6	John Aase	2017	St. Cloud Cathedral
5	Mark Kieren	1986	Duluth Denfeld
5	Brian Zuck	1991	Duluth Denfeld
5	Mike Pehl	2002	Two Harbors
5	Dan Carlson	2006	Eveleth-Gilbert
5	Tyler Pionk	2010	Hermantown
5	Ryan McCarthy	2011	Esko
5	Matt Morris	2015	Greenway
5	Matt Morris	2016	Greenway
5	Bryce Huffman	2017	Mora

Stolen Bases, Inning

	<u>Player</u>	<u>Year</u>	<u>Opponent</u>
3	Jimmy Merling	2011	Duluth Marshall

Stolen Bases

	<u>Player</u>	<u>Year</u>	<u>Opponent</u>
4	Eric Kindgren	1989	Duluth East
4	Justin Scanlon	2010	Two Harbors
4	Jimmy Merling	2011	Duluth Marshall
3	Craig Peterson	1986	Duluth Central
3	Jimmy Merling	2011	Two Harbors
3	Jimmy Merling	2012	Eveleth-Gilbert
3	Jimmy Merling	2012	Duluth Marshall
3	Jimmy Merling	2012	Duluth Denfeld
3	Jack Nikko	2012	Eveleth-Gilbert
3	Jimmy Merling	2013	Two Harbors

Total Bases

	<u>Player</u>	<u>Year</u>	<u>Opponent</u>
12	Mike Pehl	2003	Duluth Marshall
11	Mike Pehl	2002	Two Harbors
9	Ryan McCarthy	2011	ML-WR

Bases on Balls

	<u>Player</u>	<u>Year</u>	<u>Opponent</u>
5	Jake Lewis	2011	ML-WR
5	Jesse Scanlon	2011	Mora
5	Evan Scherber	2014	Virginia
4	Reid Morin	2017	Hermantown

SECTION C ROW 4

CAREER PITCHING LEADERS

<u>Pitcher</u>	<u>Wins</u>	<u>Years</u>
Jake Lewis	25	2009-12
Dale Nikko	20	1975-78
Ben Nelson	16	2010-13
John Aase	16	2014-17
Alex Oachs	13	2008-11
Nik Peterson	11	1979-81
Chris Kindgren	10	1985-87
Matt Morris	10	2012-16
Ray Miles	9	1981-82
Rick LaLonde	9	1985-87
Dan Carlson	9	2003-06
Jack Nikko	9	2011-13

<u>Pitcher (W-L)</u>	<u>W-L Pct.</u>	<u>Years</u>
Nik Peterson (11-1)	.917	1979-81
Jake Lewis (25-3)	.893	2009-12
Rick LaLonde (9-2)	.818	1985-87
Matt Morris (10-4)	.714	2012-16
Zach Gundrsn (7-3)	.700	2015-
Ben Nelson (16-7)	.696	2010-13
Ray Miles (9-4)	.692	1981-82
Jack Nikko (9-5)	.643	2011-13
John Aase (16-10)	.615	2014-17
Dale Nikko (20-13)	.606	1975-78

<u>Pitcher</u>	<u>Saves</u>	<u>Years</u>
Luke Nordquist	5	2016-
Kyle Wojtysiak	4	2004-05
Lee Stephenson	3	1984-86
Dan Carlson	2	2003-06
Ian Scherber	2	2009-12
Brandt Forstrom	2	2014-15
Jake Malec	2	2012-16

<u>Pitcher</u>	<u>ERA</u>	<u>Years</u>
Ray Miles	1.28	1981-82
Dale Nikko	1.60	1975-78
Jake Lewis	1.60	2009-12
Jim Masterson	1.64	1970-72
Jack Nikko	1.66	2011-13
Rick LaLonde	1.83	1985-87
Nik Peterson	1.95	1979-81
John Aase	2.32	2014-17
Mike Grover	2.33	1975-78
Chris Kindgren	2.33	1985-87
Jay Anderson	2.35	1981-82
Ben Nelson	2.35	2010-13

<u>Pitcher</u>	<u>Innings Pitched</u>	<u>Years</u>
Dale Nikko	232.0	1975-78
Jake Lewis	196.2	2009-12
Ben Nelson	152.0	2010-13
Dan Carlson	151.2	2003-06
John Aase	145.0	2014-17
Alex Oachs	137.1	2008-11
Jim Masterson	123.2	1970-72
Chris Kindgren	123.0	1985-87
Bill Moen	109.0	1971-73
Mike Grover	105.1	1975-78
Matt Morris	105.0	2012-16
Nik Peterson	100.1	1979-81
Bill Richardson	99.2	1978-81

<u>Pitcher</u>	<u>Games</u>	<u>Years</u>
Dale Nikko	35	1975-78
Dan Carlson	34	2003-06
Jake Lewis	34	2009-12
John Aase	31	2014-17
Ben Nelson	30	2010-13
Alex Oachs	25	2008-11
Matt Morris	25	2012-16
Lee Stephenson	22	1984-86
Bud Tessier	21	2002-03
Luke Nordquist	21	2016-

<u>Pitcher</u>	<u>Games Started</u>	<u>Years</u>
Jake Lewis	31	2009-12
Dale Nikko	27*	1975-78
Dan Carlson	23	2003-06
Alex Oachs	23	2008-11
Ben Nelson	23	2010-13
John Aase	22	2014-17
Matt Morris	19	2012-16
Chris Kindgren	18	1985-87
Bill Richardson	17	1978-81
R. Vanderscheuren	16	2001-04

<u>Pitcher</u>	<u>Complete Games</u>	<u>Years</u>
Dale Nikko	21*	1975-78
Jake Lewis	19	2009-12
Ben Nelson	16	2010-13
Alex Oachs	15	2008-11
Nik Peterson	11	1979-81
Steve Makitalo	11	1983-84
John Aase	11	2014-17
Chris Kindgren	10	1985-87
Rick LaLonde	10	1985-87
Dan Carlson	10	2003-06

<u>Pitcher</u>	<u>Strikeouts</u>	<u>Years</u>
Dale Nikko	263	1975-78
Jake Lewis	187	2009-12
Mike Grover	173	1975-78
John Aase	160	2014-17
Bill Richardson	130	1978-81
Ray Miles	124	1981-82
Chris Kindgren	116	1985-87
Dan Carlson	116	2003-06
Nik Peterson	113	1979-81
Ben Nelson	108	2010-13
Jim Masterson	107	1970-72
Matt Morris	107	2012-16
Rick LaLonde	99	1985-87

<u>Pitcher</u>	<u>Shutouts</u>	<u>Years</u>
Dale Nikko	4	1975-78
Jake Lewis	4	2009-12
Ben Nelson	4	2010-13
Ron Main	3	1948-49
Mike Grover	3	1975-78
John Aase	3	2014-17
Nik Peterson	3	1979-81
Joe Lane	2	1960-62
Ray Miles	2	1981-82
Lee Stephenson	2	1984-86

<u>Pitcher</u>	<u>H/7 IP</u>	<u>Years</u>
Jay Anderson	3.87	1981-82
Mike Grover	4.19	1975-78
Ray Miles	4.38	1981-82
Nik Peterson	4.67	1979-81
Dennis Gulbranson	4.70	1976-79
Bill Richardson	4.78	1978-81
Jim Masterson	4.81	1970-72
Chris Nylund	5.06**	1989-91
Rick LaLonde	5.31	1985-87
Dale Nikko	5.49	1975-78

<u>Pitcher</u>	<u>BB/7 IP</u>	<u>Years</u>
Ben Nelson	1.57	2010-13
Jake Lewis	1.85	2009-12
Jack Nikko	2.10	2011-13
Dale Nikko	2.14	1975-78
Michael Gales	2.25	2013-15
Chris Nylund	2.47**	1989-91
Nik Peterson	2.65	1979-81
Alex Oachs	2.80	2008-11
Ray Miles	2.83	1981-82
Charlie Habermann	2.84	2007-09

<u>Pitcher</u>	<u>SO/7 IP</u>	<u>Years</u>
Mike Grover	11.50	1975-78
Ray Miles	11.32	1981-82
Jay Anderson	9.74	1981-82
Bill Richardson	9.13	1978-81
Rick LaLonde	8.22	1985-87
Dale Nikko	7.94	1975-78
Nik Peterson	7.88	1979-81
Lee Stephenson	7.78	1984-86
John Aase	7.72	2014-17
Kyle Wojtysiak	7.28	2004-05

*Does not include 1975.

**Does not include 1991.

SECTION C ROW 5

SINGLE-SEASON PITCHING LEADERS

Pitcher	Wins	Year
Dale Nikko	10	1977
Jake Lewis	8	2011
Jake Lewis	8	2012
Dale Nikko	7	1976
Ray Miles	7	1982
Jake Lewis	7	2010
Ben Nelson	7	2012
John Aase	7	2016
Matt Morris	7	2016
Mike Grover	6	1978
Steve Makitalo	6	1984
Alex Oachs	6	2010
Ben Nelson	6	2011

Pitcher (W-L)	W-L Pct.	Year
Nik Peterson (5-0)	1.000	1981
Dale Nikko (10-1)	.909	1977
Jake Lewis (8-1)	.889	2011
Jake Lewis (8-1)	.889	2012
Jake Lewis (7-1)	.875	2010
Mike Grover (6-1)	.857	1978
Jason Malec (5-1)	.833	1980
Rick LaLonde (5-1)	.833	1987
Alex Oachs (5-1)	.833	2011
Rick LaLonde (4-1)	.800	1986
Zach Gundersn (4-1)	.800	2016

Pitcher	Saves	Year
Kyle Wojtysiak	3	2004
Luke Nordquist	3	2016
Lee Stephenson	2	1985
Brandt Forstrom	2	2015
Luke Nordquist	2	2017
Seventeen Tied	1	

Pitcher	ERA	Year
Mike Grover	0.52	1978
Jake Lewis	0.65	2012
Nik Peterson	0.77	1981
Jim Masterson	0.82	1972
Lee Stephenson	1.19	1985
Dennis Gulbranson	1.21	1978
Bill Richardson	1.30	1981
Matt Dolsen	1.30	2013
Dale Nikko	1.31	1975
John Aase	1.34	2014

Pitcher	Innings Pitched	Year
Dale Nikko	87.2	1976
Dale Nikko	69.0	1977
Ben Nelson	68.0	2012
Jake Lewis	66.0	2011
Jake Lewis	65.0	2012
Jake Vandrshern	63.2	2001
Ray Miles	62.1	1982
Steve Makitalo	55.1	1984
John Aase	55.1	2016
Jim Masterson	53.2	1971
Mike Grover	53.2	1978
Alex Oachs	53.2	2010

Pitcher	Games	Year
Dale Nikko	15	1976
Bud Tessier	14	2003
Ray Miles	13	1982
Ben Nelson	13	2012
Dale Nikko	12	1976
Jake Vandrshern	12	2001
Jake Lewis	12	2011
Jake Lewis	12	2012
Luke Nordquist	12	2016
Dale Nikko	11	1977
Lee Stephenson	11	1985
John Aase	11	2016

Pitcher	Games Started	Year
Bud Tessier	13	2003
Dale Nikko	12	1976
Jake Vandrshern	11	2001
Jake Lewis	11	2011
Jake Lewis	10	2012
Ben Nelson	10	2012
Dale Nikko	9	1977
Jay Anderson	9	1982
Mike Robertson	9	1988
Dan Carlson	9	2005
Jon Kent	9	2007
Alex Oachs	9	2010
John Aase	9	2016
Matt Morris	9	2016

Pitcher	Complete Games	Year
Dale Nikko	9	1976
Ben Nelson	9	2012
Dale Nikko	8	1977
Ray Miles	7	1982
Jake Lewis	7	2010
Mike Grover	6	1978
Steve Makitalo	6	1984
Mike Robertson	6	1988
Chris Nylund	6	1990
Alex Oachs	6	2010
Jake Lewis	6	2011

Pitcher	Strikeouts	Year
Ray Miles	100	1982
Mike Grover	95	1978
Dale Nikko	94	1977
Dale Nikko	91	1976
Jay Anderson	76	1982
Jake Lewis	70	2012
John Aase	69	2016
Chris Kindgren	62	1987
Rick LaLonde	60	1987
Jake Lewis	58	2011

Pitcher	Shutouts	Year
Jake Lewis	3	2012
Ben Nelson	3	2012
Ron Main	2	1948
Dale Nikko	2	1976
Dale Nikko	2	1977
Mike Grover	2	1978
Nik Peterson	2	1980
Lee Stephenson	2	1985
John Aase	2	2016

Pitcher	H / 7 IP	Year
Nik Peterson	2.31	1981
Mike Grover	2.55	1977
Mike Grover	2.87	1978
Bill Richardson	2.97	1981
Dennis Gulbranson	3.23	1978
Jason Malec	3.42	1980
Rick LaLonde	3.47	1987
Jim Masterson	3.50	1972
Duane Barber	4.04	1983
Jay Anderson	4.20	1982

Pitcher	BB / 7 IP	Year
Ben Nelson	0.85	2011
Matt Morris	1.01	2014
James Ostrander	1.19	2008
Dale Nikko	1.20	1976
Jake Lewis	1.48	2010
Michael Gales	1.48	2015
Jake Lewis	1.51	2012
James Ostrander	1.52	2009
Ben Nelson	1.54	2012
Mason Flick	1.56	2017
Charlie Habermann	1.63	2008

Pitcher	SO / 7 IP	Year
Mike Grover	12.39	1978
Ray Miles	11.23	1982
Mike Grover	11.07	1977
Nik Peterson	10.98	1981
Jason Malec	10.01	1980
Jay Anderson	9.98	1982
Rick LaLonde	9.92	1987
Bill Richardson	9.66	1981
Dale Nikko	9.54	1977
Dennis Gulbranson	9.50	1979

SECTION C ROW 6

KNOWN SINGLE-GAME PITCHING LEADERS

Innings Pitched

	<u>Pitcher</u>	<u>Year</u>	<u>Opponent</u>
13	Chris Kindgren	1987	Cloquet
11	Bob Gales	1975	Duluth Cathedral
10	Bill Bort	1958	Cloquet
10	Chris Kindgren	1986	Duluth Central
9.1	Jack Nikko	2013	International Falls
9	Dick Pesonen	1955	Two Harbors
9	Jim Merling	1973	Two Harbors
9	Dale Nikko	1976	Aurora-Hoyt Lakes
9	Dale Nikko	1977	Cloquet
9	Dale Nikko	1977	Cambridge
9	Lee Stephenson	1985	North Branch
9	Jake Vandschm	2001	Duluth Denfeld
9	Dan Carlson	2006	Nshwk-Kwtn
9	Dan Carlson	2006	Virginia
9	Jake Lewis	2011	Superior
9	John Aase	2014	Thief River Falls
9	Matt Morris	2014	Hibbing

Runs Allowed

	<u>Pitcher</u>	<u>Year</u>	<u>Opponent</u>
14	Dan Carlson	2005	Duluth Marshall
13	Jon Kent	2007	Hibbing
11	Jesse Frick	2004	Chisago Lakes
11	Dan Carlson	2005	Greenway
11	James Ostrander	2008	Duluth Denfeld
10	Dan Carlson	2004	Grand Rapids
10	Kyle Wojtysiak	2005	Chisago Lakes
10	Charlie Habermann	2008	Mora
10	Charlie Habermann	2008	Hermantown
10	Charlie Habermann	2008	Hibbing
10	Charlie Habermann	2008	Greenway
10	Alex Oachs	2009	ML-WR
10	Zach Gunderson	2016	Hermantown

Earned Runs

	<u>Pitcher</u>	<u>Year</u>	<u>Opponent</u>
12	Dan Carlson	2005	Duluth Marshall
12	Jon Kent	2007	Hibbing
10	Kyle Wojtysiak	2005	Chisago Lakes
8	Charlie Habermann	2008	Mora
7	Matt Morris	2014	Virginia

Hits Allowed

	<u>Pitcher</u>	<u>Year</u>	<u>Opponent</u>
17	Dale Nikko	1976	Silver Bay
15	Jake Lewis	2011	Duluth Central
14	Bill Moen	1973	Duluth Denfeld
14	Kyle Gustavson	1999	Duluth East
14	Matt Morris	2014	Virginia
12	Rick Johnson	1967	Silver Bay
12	Dan Carlson	2006	Hibbing
12	Kyle Cotrell	2008	Ashland
12	Charlie Habermann	2008	Hermantown
12	James Ostrander	2009	Greenway
12	Alex Oachs	2009	Hibbing
12	Alex Oachs	2010	Aitkin
12	Jake Lewis	2011	Hermantown

Bases on Balls Allowed, Inning

	<u>Pitcher</u>	<u>Year</u>	<u>Opponent</u>
5	Dale Bentz	1948	Cloquet

Bases on Balls Allowed

	<u>Pitcher</u>	<u>Year</u>	<u>Opponent</u>
13	Mike Grover	1978	Duluth Central
10	Dale Bentz	1948	Duluth Morgan Park
10	Dale Erickson	1950	Esko
10	Bill Bort	1958	Cloquet
10	Kyle Wojtysiak	2005	Duluth Denfeld
9	Dennis Gulbranson	1976	Superior
9	Frank Malec	1966	Silver Bay
9	Kyle Wojtysiak	2004	Greenway
9	Kevin Schubert	2008	Eveleth-Gilbert
9	John Aase	2014	Thief River Falls
9	Matt Morris	2016	Two Harbors

Strikeouts

	<u>Pitcher</u>	<u>Year</u>	<u>Opponent</u>
19	Mike Grover	1978	Cloquet
17	Joe Lane	1962	Silver Bay
16	Mike Grover	1977	Two Harbors
16	Bill Richardson	1981	Duluth East
16	Chris Nylund	1990	Superior
15	Mike Grover	1978	Hermantown
15	Nik Peterson	1981	Duluth Morgan Park
15	Rick LaLonde	1987	Duluth Cathedral
14	Ron Main	1949	Duluth Central
14	Skip Fontaine	1957	Duluth Cathedral
14	Bill Bort	1958	Duluth East
14	Dale Nikko	1976	Northwestern
14	Ray Miles	1982	Superior
14	Jay Anderson	1982	St. Francis
14	Chris Kindgren	1987	Duluth Central
14	Rick LaLonde	1987	Two Harbors
14	Chris Kindgren	1987	Hermantown

Consecutive Strikeouts

	<u>Pitcher</u>	<u>Year</u>	<u>Opponent</u>
10	Mike Grover	1978	Hermantown

SECTION C ROW 7

FIELDING LEADERS

Career

Player	Fielding Pct.	Years
Matt Dolsen	.984	2012-13
Seth Reinke	.976	2002-04
Reid Morin	.976	2014-17
John Kuzas	.975	1978-80
Ryan McCarthy	.974	2010-12
Dan Norton	.972	1978-81
Bill Kuzas	.970	1975-78
Nick Nylund	.969	2008-11
Joel Stephenson	.968	1987-88
Matt Sievert	.965	2014-16

Player	Total Chances	Years
Ryan McCarthy	501	2010-12
Eric Makitalo	448	2007-09
Jake Malec	446	2012-16
Bill Kuzas	398	1975-78
Mark Kieren	370	1984-86
Drew Scherber	354	2004-07
Joe Gaboury	326	1975-77
Dan Solarz	317	2004-06
Dan Norton	316	1978-81
Charlie Habermann	291	2006-09
Evan Scherber	291	2011-14

Player	Put Outs	Years
Ryan McCarthy	476	2010-12
Eric Makitalo	392	2007-09
Bill Kuzas	373	1975-78
Jake Malec	371	2012-16
Mark Kieren	323	1984-86
Joe Gaboury	294	1975-77
Dan Norton	288	1978-81
Dan Solarz	282	2004-06
Drew Scherber	281	2004-07
Reid Morin	256	2014-17
Chuck Flynn	249	1979-81

Player	Assists	Years
Charlie Habermann	163	2006-09
Evan Scherber	148	2011-14
Mark Slattengren	135	1984-87
Tyler Pionk	129	2008-11
Kyle Wojtysiak	125	2002-05
Justin Scanlon	107	2008-11
Pat Everson	102	2008-11
Blake Reinke	90	2004-06
Matt Tracey	88	2014-16
Dan Carlson	86	2003-06

Single-Season

Player	Fielding Pct.	Year
Chris Kindgren	1.000	1987
Andy Morin	1.000	1989
Dan Carlson	1.000	2003
Seth Reinke	1.000	2004
Jeff Erikson	.990	1985
Bill Kuzas	.988	1978
Chuck Flynn	.988	1981
Matt Peterson	.988	1982
Chris Hansen	.988	2005
Scott Larson	.984	1989
Nick Nylund	.984	2011
Reid Morin	.984	2015

Player	Total Chances	Year
Ryan McCarthy	189	2011
Dan Solarz	171	2006
Bill Kuzas	169	1978
Chuck Flynn	167	1981
Ryan McCarthy	162	2012
Cody Dolsen	161	2012
Eric Makitalo	160	2007
Bill Kuzas	156	1977
Eric Makitalo	153	2009
Brian Peterson	152	1990

Player	Put Outs	Year
Ryan McCarthy	178	2011
Bill Kuzas	159	1978
Dan Solarz	157	2006
Ryan McCarthy	153	2012
Chuck Flynn	152	1981
Bill Kuzas	150	1977
Ryan McCarthy	145	2010
Eric Makitalo	139	2007
Cody Dolsen	136	2012
Eric Makitalo	134	2009

Player	Assists	Year
Charlie Habermann	66	2009
Evan Scherber	66	2012
Justin Scanlon	61	2011
Tyler Pionk	51	2010
Blake Koski	51	2017
Tyler Pionk	50	2011
Kyle Wojtysiak	49	2005
Charlie Habermann	49	2007
Derek Dahlgren	47	2016
Kyle Wojtysiak	46	2004
Matt Tracey	46	2016

SECTION D

PITCHING GEMS



Jack Nikko posted a 9–5 W–L record and a 1.66 ERA from 2011–13.

SECTION D ROW 1

NO-HITTERS

<u>Pitcher(s)</u>	<u>Year</u>	<u>Game Details</u>
1. Ron Main	1949	7-inning, 7-1 win vs. Duluth Central
2. Chet Soderberg	1964	7-inning, 20-1 win vs. Cotton
3. George Herbranson	1970	5-inning, 11-0 win vs. Two Harbors
4. Mike Mesenberg & Rick Palmer & Bill Moen	1971	7-inning, 2-1 win vs. Ondossagon, Wis.
5. Jim Masterson	1972	5-inning, 16-1 win vs. Two Harbors
6. Mike Grover	1978	7-inning, 3-0 win vs. Hermantown
7. Dan Norton	1980	6-inning, 11-1 win vs. Two Harbors
8. Jason Malec	1980	7-inning, 2-0 win vs. Duluth Central
9. Dan Norton	1981	5-inning, 14-0 win vs. Virginia
10. Nik Peterson	1981	7-inning, 5-0 win vs. Duluth Central
11. Bill Richardson	1981	7-inning, 5-0 win vs. Duluth East
12. Chris Kindgren	1987	7-inning, 9-0 win vs. Duluth Denfeld
13. Chris Nylund	1990	7-inning, 4-0 win vs. Silver Bay
14. Ben Nelson	2012	5-inning, 12-0 win vs. ML-WR
15. John Aase	2015	5-inning, 11-0 win vs. Eveleth-Gilbert
16. John Aase	2016	5-inning, 11-1 win vs. Eveleth-Gilbert
17. Zach Gunderson & Luke Nordquist	2017	5-inning, 11-1 win vs. ML-WR

SECTION D ROW 2

ONE-HITTERS

Pitcher(s)	Year	Game Details
1. Wayne Johanson	1949	5-2 Win vs. Duluth Cathedral
2. Ron Main	1949	1-0 Win vs. Duluth Morgan Park
3. Gerry Bakken	1958	3-0 Win vs. Duluth Morgan Park
4. Gary Denzler & Joe Lane	1960	15-5 Win vs. Clover Valley
5. Ron Swenson & Gary Egerdahl	1963	11-0 Win vs. Silver Bay
6. Ron Swenson	1963	0-1 Loss vs. Duluth Morgan Park
7. Chet Soderberg	1964	0-2 Loss vs. Cloquet
8. Dale Nikko	1977	13-0 Win vs. Moose Lake
9. Dale Nikko	1977	6-0 Win vs. Duluth East
10. Dale Nikko & Mike Grover	1978	9-1 Win vs. Moose Lake
11. Ray Miles	1981	11-0 Win vs. Duluth Cathedral
12. Jay Anderson & Ray Miles	1981	14-2 Win vs. Two Harbors
13. Jay Anderson & Ray Miles	1982	0-1 Loss vs. Hibbing
14. Steve Makitalo	1983	7-1 Win vs. Duluth Cathedral
15. Chris Kindgren	1986	3-2 Win vs. Hermantown
16. Rick LaLonde	1987	7-4 Win vs. Chisago Lakes
17. Chris Nylund	1990	9-1 Win vs. Duluth Denfeld
18. Alex Oachs	2010	10-0 Win vs. Two Harbors
19. Jake Lewis	2011	2-1 Win vs. Mora
20. Ben Nelson	2012	10-0 Win vs. Eveleth-Gilbert
21. Jake Lewis	2012	8-0 Win vs. Superior
22. Jake Lewis & Matt Dolsen	2012	9-0 Win vs. Eveleth-Gilbert
23. Ben Nelson & Matt Morris	2013	10-0 Win vs. Greenway
24. Mason Flick	2017	3-4 Loss vs. Superior

SECTION D ROW 3**TWO-HITTERS**

Pitcher	Year	Game Details
1. Dale Bentz	1948	5-7 Loss vs. Duluth Morgan Park
2. Ron Main	1948	4-3 Win vs. Two Harbors
3. Ron Main	1948	2-0 Win vs. Duluth Morgan Park
4. Gary Denzler	1961	2-0 Win vs. Cloquet
5. Joe Lane	1962	4-1 Win vs. Duluth Denfeld
6. Joe Lane	1962	3-0 Win vs. Duluth Morgan Park
7. ???	1964	3-4 Loss vs. Duluth Denfeld
8. ???	1965	3-2 Win vs. Esko
9. ???	1965	2-1 Win vs. Duluth Morgan Park
10. Rick Johnson	1966	1-3 Loss vs. Superior
11. Frank Malec & ???	1966	3-6 Loss vs. Silver Bay
12. Jim Masterson	1970	4-1 Win vs. Two Harbors
13. Bill Moen	1971	8-1 Win vs. Silver Bay
14. Keith Denzler	1975	5-0 Win vs. Duluth Morgan Park
15. D. Gulbranson & D. Nikko	1976	10-7 Win vs. Northwestern
16. Dale Nikko	1976	9-3 Win vs. Aurora-Hoyt Lakes
17. Dale Nikko	1976	2-0 Win vs. Grand Rapids
18. D. Nikko, D. Gulbranson, & M. Grover	1977	4-2 Win vs. Duluth Denfeld
19. Mike Grover	1977	9-1 Win vs. Two Harbors
20. Mike Grover	1978	11-1 Win vs. Silver Bay
21. Mike Grover	1978	10-0 Win vs. Duluth Cathedral
22. Mike Grover	1978	7-1 Win vs. Cloquet
23. Bill Richardson	1979	6-0 Win vs. Duluth East
24. Dennis Gulbranson	1979	3-1 Win vs. Silver Bay
25. Nik Peterson	1980	10-0 Win vs. Hermantown
26. Jason Malec	1980	11-1 Win vs. Duluth Denfeld
27. Nik Peterson	1981	7-2 Win vs. Cloquet
28. Bill Richardson	1981	3-1 Win vs. Silver Bay
29. Ray Miles	1982	3-2 Win vs. Cloquet
30. Jay Anderson	1982	7-3 Win vs. St. Francis
31. ???, ???, ???	1983	1-11 Loss vs. Duluth Denfeld-Morgan Park
32. Gary Barby	1983	11-1 Win vs. Duluth Central
33. Lee Stephenson	1985	12-0 Win vs. Two Harbors
34. Lee Stephenson	1985	8-1 Win vs. Duluth Central
35. Chris Kindgren	1986	15-1 Win vs. Duluth Denfeld
36. Rick LaLonde	1987	13-1 Win vs. Duluth Cathedral
37. Chris Kindgren	1987	7-1 Win vs. Hermantown
38. Mike Robertson	1988	6-5 Win vs. Cloquet
39. Rick Sornberger	1988	0-2 Loss vs. Princeton

Pitcher	Year	Game Details
40. Rick Sornberger	1989	3–2 Win vs. Superior
41. Scott McLeod	1991	16–3 Win vs. Silver Bay
42. Ron Jauhola	1995	5–1 Win vs. Duluth Denfeld
43. Nik Watkins	1999	3–1 Win vs. Hermantown
44. Ryan Vanderscheuren	2004	20–2 Win vs. Mesabi East
45. Jesse Frick	2004	11–1 Win vs. Eveleth-Gilbert
46. Jon Kent	2007	2–1 Win vs. Milaca
47. Jon Kent	2007	12–0 Win vs. Mesabi East
48. Drew Scherber	2007	11–1 Win vs. Esko
49. Alex Oachs	2009	3–1 Win vs. Meadow Creek Academy
50. Alex Oachs	2009	2–3 Loss vs. Superior
51. Ben Nelson & Ian Scherber	2010	8–0 Win vs. Duluth Marshall
52. Jake Lewis	2011	17–2 Win vs. Two Harbors
53. Alex Oachs	2011	4–1 Win vs. Pine City
54. Jack Nikko & Paul Hegstrom	2012	10–0 Win vs. Crosby-Ironton
55. Jake Lewis	2012	1–0 Win vs. Minneapolis Washburn
56. Matt Morris	2016	6–0 Win vs. Mora
57. John Aase	2016	5–0 Win vs. Duluth Marshall
58. Matt Morris & Jake Malec	2016	5–0 Win vs. Hermantown
59. Matt Morris & Jake Malec	2016	11–0 Win vs. Virginia
60. John Aase & Luke Nordquist	2017	10–4 Win vs. Eveleth-Gilbert
61. John Aase	2017	9–0 Win vs. Crosby-Ironton


SECTION D ROW 4**SHUTOUTS**

Pitcher	Year	Game Details
1. Ron Main	1948	2-0; 2-hitter vs. Duluth Morgan Park
2. Ron Main	1949	1-0; 1-hitter vs. Duluth Morgan Park
3. Ron Main	1949	3-0; 4-hitter, 8 K vs. Two Harbors
4. Gerry Bakken	1958	3-0; 1-hitter, 6 K vs. Duluth Morgan Park
5. Joe Lane	1961	3-0; 3-hitter vs. Silver Bay
6. Gary Denzler	1961	2-0; 2-hitter vs Cloquet
7. Joe Lane	1962	3-0; 2-hitter, 13 K vs. Duluth Morgan Park
8. George Herbranson	1970	11-0; no-hitter vs. Two Harbors
9. Bob Gales	1975	9-0; 3-hitter vs. Duluth Central
10. Keith Denzler	1975	5-0; 2-hitter vs. Duluth Morgan Park
11. Dale Nikko	1976	7-0; 4-hitter vs. Virginia
12. Dale Nikko	1976	2-0; 2-hitter, 4 K, vs. Grand Rapids
13. Dale Nikko	1977	13-0; 1-hitter, 12 K, vs. Moose Lake
14. Mike Grover	1977	8-0; 1-hitter, 11 K, vs. Northwestern
15. Dale Nikko	1977	6-0; 1-hitter, 13 K, vs. Duluth East
16. Mike Grover	1978	3-0; no-hitter, 15 K, vs. Hermantown
17. Mike Grover	1978	10-0; 2-hitter, 8 K, vs. Duluth Cathedral
18. Bill Richardson	1979	6-0; 2-hitter, 5 K, vs. Duluth East
19. Nik Peterson	1980	10-0; 2-hitter, 6 K, vs. Hermantown
20. Nik Peterson	1980	2-0; 7 H, 6 K, vs. Cloquet
21. ???	1980	23-0; vs. Duluth Cathedral
22. Jason Malec	1980	2-0; no-hitter, 12 K, vs. Duluth Central
23. ???	1981	11-0 vs. St. Francis
24. ???	1981	6-0 vs. North Branch
25. Dan Norton	1981	14-0; no-hitter, 10 K, vs. Virginia
26. Ray Miles	1981	11-0; 1-hitter, 9 K, vs. Duluth Cathedral
27. Nik Peterson	1981	5-0; no-hitter, 10 K, vs. Duluth Central
28. Bill Richardson	1981	5-0; no-hitter, 16 K, vs. Duluth East
29. Ray Miles	1982	9-0; 3-hitter, 12 K, vs. Duluth East
30. Lee Stephenson	1985	12-0; 2-hitter, 8 K, vs. Two Harbors
31. Lee Stephenson	1985	5-0; 6 H, 6 K, vs. Silver Bay
32. Scott Jezierski	1987	16-0; 3-hitter, 6 K, vs. St. Francis
33. Chris Kindgren	1987	9-0; no-hitter, 11 K, vs. Duluth Denfeld
34. Chris Nylund	1990	4-0; no-hitter, 10 K, vs. Silver Bay
35. Troy Warren	1991	12-0; 3-hitter vs. Duluth Denfeld
36. Jake Vanderscheuren	2000	3-0; 3-hitter, 2 K, vs. St. Agnes
37. Jon Kent	2007	12-0; 2-hitter, 7 K, vs. Mesabi East
38. Kyle Cotrell	2008	1-0; 3-hitter, 7 K vs. Virginia
39. Jake Lewis	2010	3-0; 3-hitter, 7 K vs. Hibbing

Pitcher	Year	Game Details
40. Alex Oachs	2010	10-0; 1-hitter, 8 K, vs. Two Harbors
41. Ben Nelson	2011	1-0; 4-hitter, 6 K, vs. Virginia
42. Ben Nelson	2012	10-0, 1-hitter, 8 K vs. Eveleth-Gilbert
43. Ben Nelson	2012	12-0; no-hitter, 6 K vs. Moose Lake-Willow River
44. Jake Lewis	2012	8-0; 1-hitter, 10 K vs. Superior
45. Jake Lewis	2012	5-0; 5-hitter, 6 K vs. Duluth Marshall
46. Ben Nelson	2012	9-0; 4-hitter, 7 K, vs. Hermantown
47. Jake Lewis	2012	1-0; 2-hitter, 5 K, vs. Minneapolis Washburn
48. John Aase	2015	11-0; no-hitter, 9 K vs. Eveleth-Gilbert
49. Michael Gales	2015	2-0; 3-hitter, 6 K vs. Thief River Falls/Goodridge
50. Matt Morris	2016	6-0; 2-hitter, 7 K vs. Mora
51. John Aase	2016	5-0; 2-hitter, 8 K vs. Duluth Marshall
52. Zach Gunderson	2016	7-0; 5-hitter, 2 K vs. Eveleth-Gilbert
53. John Aase	2017	9-0; 2-hitter, 8 K vs. Crosby-Ironton

SECTION E

AWARDS



Ben Nelson and Jake Lewis were co-*Duluth News Tribune* All-Area Players of the Year in 2012.

SECTION E ROW 1

ALL-CONFERENCE

- 1970 Terry Egerdahl
- 1971 Jim Masterson
- 1987 Rick LaLonde, 1st Team; Chris Kindgren & Craig Peterson, 2nd Team
- 1991 Chris Nylund, Derek Parendo, Troy Warren
- 1992 Derek Parendo & Troy Warren, 1st Team; Brent Bordson & Dan Hamski, 2nd Team
- 1993 Brent Bordson, 1st Team; Brian DeDominces & Mike Davis, 2nd Team
- 1994 Kelly Hanna, 1st Team; Brady Peterson, Honorable Mention
- 1995 Travis Tanski, 1st Team
- 1996 Nathan Bush & Ben Carlson, 2nd Team
- 1997 Ryan Payne & Nathan Sandman, (nominated)
- 2000 Aaron Slattengren
- 2001 Scott Wojtysiak, 2nd Team; Jake Vanderscheuren, Honorable Mention
- 2002 Mike Pehl, 1st Team
- 2003 Ryan Anderson, 2nd Team; Bud Tessier, Honorable Mention
- 2004 Jake Connick & Kyle Wojtysiak, 1st Team
- 2005 Kyle Wojtysiak, 1st Team; Scott Lustig, Honorable Mention
- 2006 Dan Solarz
- 2007 Drew Scherber, 2nd Team; Kevin Schubert, Honorable Mention
- 2008 Charlie Habermann, 2nd Team; Eric Makitalo, Honorable Mention
- 2009 Charlie Habermann & Tim Nylund, 2nd Team
- 2010 Tyler Pionk, 1st Team; Justin Scanlon, 2nd Team; Alex Oachs, Honorable Mention
- 2011 Jake Lewis, Tyler Pionk, & Justin Scanlon, 1st Team; Ryan McCarthy & Alex Oachs, 2nd Team
- 2012 Jake Lewis, 1st Team; Ben Nelson & Jimmy Merling, 2nd Team
- 2013 Jimmy Merling & Ben Nelson, 1st Team; Joe Carter & Paul Hegstrom, 2nd Team; Evan Scherber, Honorable Mention
- 2014 Evan Scherber, 1st Team; Matt Morris, 2nd Team
- 2015 Jake Malec, 1st Team; Michael Gales & Matt Morris, Honorable Mention
- 2016 John Aase & Jake Malec, 1st Team; Nathan Carlson & Matt Morris, 2nd Team; Matt Tracey, Honorable Mention
- 2017 John Aase, 1st Team; Luke Nordquist, 2nd Team

SECTION E ROW 2

ALL-STATE

- 2011 Justin Scanlon
- 2012 Jake Lewis
- 2013 Ben Nelson
- 2014 Evan Scherber
- 2016 Jake Malec
- 2017 John Aase

SECTION E ROW 3

ALL-STATE ACADEMIC

- 2009 Charlie Habermann
- 2016 Matt Morris, Matt Tracey

SECTION E ROW 4

ALL-STATE **CLASS AA TOURNAMENT TEAM**

- 2012 Jake Lewis, Ian Scherber
- 2016 John Aase

SECTION E ROW 5

DULUTH NEWS TRIBUNE ALL-AREA TEAM

Established in 1995

- 1995 Travis Tanski (Second Team)
- 2002 Mike Pehl (Second Team)
- 2004 Kyle Wojtysiak (Second Team)
- 2005 Kyle Wojtysiak (Second Team)
- 2006 Dan Carlson (Second Team)
- 2011 Jake Lewis, Ryan McCarthy, Justin Scanlon
- 2012 Jake Lewis, Ryan McCarthy, Ben Nelson
- 2015 Jake Malec
- 2016 John Aase, Jake Malec
- 2017 John Aase

SECTION E ROW 6

DULUTH NEWS TRIBUNE
ALL-AREA PLAYER OF THE YEAR

Established in 1995

- 2012 Ben Nelson & Jake Lewis
- 2016 John Aase

SECTION E ROW 7

PLAY BALL! MINNESOTA ALL-STAR

Formerly known as Lions All-Star

- 2011 Justin Scanlon
- 2013 Ben Nelson
- 2014 Evan Scherber
- 2016 Jake Malec
- 2017 John Aase

SECTION E ROW 8

HARDWARE HANK **“NUTS & BOLTS” ATHLETE OF THE WEEK**

4/13/2011 – Ryan McCarthy

“Proctor junior infielder Ryan McCarthy is the Hardware Hank "Nuts and Bolts" Outstate athlete of the week after going 3-for-5 with two home runs and 10 RBIs in the Rails' season opener against Moose Lake-Willow River.”

5/8/2012 – Ben Nelson

“Ben threw a five-inning, no-hitter last week in a 12-0 win over Moose Lake-Willow River. He only threw 59 pitches, allowed one walk and had six strikeouts.”

4/13/2015 – John Aase

“John pitched a no-hitter in Proctor's first game of the season, an 11-0, five-inning win at Eveleth-Gilbert last week. He had nine strikeouts and faced just two batters over the minimum; one reached on an error and one walk. It was the sophomore’s first varsity win.”

5/16/2017 -- John Aase

"Aase has been awesome on both sides of the plate this season. He is 4-0 as a pitcher with a 1.33 ERA, 34 strikeouts and just nine walks in 21 innings. At the plate he is batting .468 with 16 RBI, 11 doubles and a home run to go along with seven stolen bases. He has only one error this year in the field."

SECTION F

ALUMNI IN COLLEGE BASEBALL



Jake Malec ('16) plays for North Dakota State

SECTION F ROW 1

NCAA DIVISION I

2016	Jake Malec	North Dakota State
1962	Joe Lane	Minnesota
1939	Ted Downs	Wisconsin

SECTION F ROW 2

NCAA DIVISION II

1994	Anthony Bush	Bemidji State
1992	Derek Parendo	Minnesota Duluth
1987	Mark Slattengren	Minnesota Duluth
1986	Lee Stephenson	Minnesota Duluth
1982	Ray Miles	Minnesota Duluth
1981	Dan Norton	Minnesota Duluth
1981	Chuck Flynn	Minnesota Duluth
1981	Bill Richardson	Moorhead State
1980	Jason Malec	Minnesota Duluth
1978	Jay Nelson	Minnesota Duluth
1978	Dale Nikko	Minnesota Duluth
1977	Joe Gaboury	Minnesota Duluth
1972	Terry Egerdahl	Minnesota Duluth
1972	Jim Masterson	Minnesota Duluth

SECTION F ROW 3

NCAA DIVISION III

2012	Jake Lewis	Wisconsin-Superior
2011	Alex Oachs	St. Scholastica
2005	Kyle Wojtysiak	St. Scholastica
2003	Nick Podgornik	Wisconsin-Superior
2000	Erik Esela	Wisconsin-Superior
2000	Luke Wargin	Wisconsin-Superior
1996	Ben Carlson	Wisconsin-Superior
1994	Anthony Bush	Wisconsin-Superior
1994	Tony Flick	St. Scholastica
1994	Josh Schubitzke	Wisconsin-Superior
1993	Mike Davis	Wisconsin-Superior
1993	Scott McLeod	St. Scholastica
1991	Chris Nylund	Hamline
1990	Brian Peterson	Springfield (Mass.)
1981	Scott Pionk	Wisconsin-Superior
1949	Ron Main	Augsburg


SECTION F ROW 4

NJCAA

2014	Evan Scherber	Mesabi Range
2013	Matt Dolsen	Fond du Lac
2013	Jack Nikko	Vermilion
2012	Ryan McCarthy	Mesabi Range
2012	Jesse Scanlon	Mesabi Range
2011	Pat Everson	Mesabi Range
2011	Nick Nylund	Mesabi Range
2011	Justin Scanlon	Mesabi Range
2010	Jesse Gilberg	Fond du Lac
2009	Tim Nylund	Hibbing
2006	Blake Reinke	Mesabi Range
2004	Jesse Frick	Hibbing
2004	Dustin Wiita	Hibbing
2000	Luke Wargin	Mesabi Range
1983	Rick Giese	Hibbing
1980	Jason Malec	Hibbing

SECTION G

PROFESSIONAL BASEBALL PLAYERS



Maurice "Spike" Gorham

SECTION G ROW 1

MAURICE “SPIKE” GORHAM

by Anthony Bush

Maurice H. "Spike" Gorham (1914-1983) was a professional baseball player from Proctor, Minn.

Born in Duluth, Minn., on June 7, 1914, Gorham moved at a young age with his family to Proctor, where his father worked for the Duluth, Missabe and Northern Railway. He graduated from Proctor High School in 1933.

Along with his brother, Francis, Gorham was a star athlete for Duluth State Teachers College (now the University of Minnesota Duluth, UMD). As quarterback, he twice led the football team in passing, rushing, and scoring (1933 and 1935). He led the Bulldogs to the Northern Intercollegiate Conference (NIC) football championship in 1934 and was twice named All-NIC in football (1934 and 1936).

Although he stood just 5'9", he is the only basketball player in UMD history to be named all-conference four times (1934-37). The Bulldogs won the NIC championship in each of Gorham's four seasons and were a combined 71-9 in that stretch. He was team captain as a senior.

Gorham was also a sprinter for the Duluth State Teachers College track and field team in 1934.

It was during the summers of his collegiate career that he played professional baseball. He played for the Brainerd (Minn.) Blues of the Class D Northern League in 1935 and batted .314 (54 for 172) and hit seven home runs in 47 games. He was closer to home the following summer, with the Superior (Wis.) Blues of the Northern League. He batted .318 (107 for 337) with 23 home runs in 83 games for Superior in 1936. Gorham finished his professional career with the Des Moines Demons of the Class A Western League in 1937. He batted .255 (96 for 376) with seven home runs in 108 games. Des Moines was the top minor league affiliate of the American League's St. Louis Browns (now the Baltimore Orioles).

After graduating from Duluth State Teachers College in 1937, Gorham was the head basketball and football coach at Shakopee (Minn.) High School. He also taught at New Prague (Minn.) High School.

He moved to Albert Lea, Minn., in 1944, where he worked for Wilson Meat Packing and played amateur baseball for the Albert Lea Packers. In 1948, Gorham was named the Minnesota Amateur Baseball State Tournament MVP after he batted .533 (8 for 15) and had 56 defensive chances without an error as a catcher for Albert Lea.

He married Bernice Johnson in 1949 and they moved to Fairmont, Minn., in 1950. He was the player/manager of the Fairmont Martins amateur baseball team from 1950 to 1953. He worked for the Anderson Beverage Co. until his retirement in 1976, and owned and operated Spike and

Bernie's Café in Fairmont for 16 years. He was a high school basketball referee and baseball umpire for more than 30 years.

Gorham died at age 69 on June 21, 1983, at Fairmont Community Hospital. He is buried at Calvary Cemetery in Fairmont. He had a son, David, and six daughters: Wendy, Patricia, Marlene, Linda, Barbara, and Carolyn.

He was inducted into the Minnesota Amateur Baseball Hall of Fame in 1963, as a charter member. He was also inducted as a charter member of the UMD Athletics Hall of Fame, along with fellow Proctor alumnus Dan Devine, in 1991. Gorham was inducted into the Northern Sun Intercollegiate Conference Hall of Fame in 1990.



Spike Gorham (right) with future Brooklyn Dodgers pitcher Earl Moss, 1948

SECTION G ROW 2

JASON MALEC

by Anthony Bush

Of the three known professional baseball players from Proctor High School, Jason Malec is the only one who played baseball for the Rails. He also played football and hockey for the Green and White.

After just one inning pitched as a junior, he had a breakout senior year for the Rails in 1980. He posted a 5–1 win-loss record with a 1.71 ERA and had 41 strikeouts in 28 and 2/3 innings pitched—with only 14 hits allowed—as a senior. He factored in all three of the Rails' playoffs games in 1980. First, he tossed a no-hitter with 12 strikeouts against Duluth Central. Then he earned the win in relief versus Cloquet for the Sub-District 2 Championship and a berth in the four-team Region 7AA tournament. Facing perennial powerhouse Grand Rapids in the semifinals, Malec picked up his first loss in six decisions as Proctor lost, 5–4, in eight innings. He surrendered a grand slam in the fourth inning which accounted for exactly half of the runs he allowed all season.

He attended Hibbing Community College for one year and played football and baseball for the Cardinals. He batted .375 to lead the Northeast Division. Although his win-loss record was just 1–8 for HCC, he had a 2.78 ERA. His lone win came on a no-hitter against Vermilion Community College. He amassed 10 strikeouts in the win. In another game against VCC, he struck out 16 batters.

After transferring to the University of Minnesota Duluth for his sophomore year, and he played baseball for the Bulldogs for three years. A two-time all-conference player, he was the UMD team MVP in his senior year of 1984 when he produced a 6–1 W–L record, a conference-leading 1.12 ERA, and four shutouts. His 1.39 career ERA is still the best in UMD records as of 2017.

The Minnesota Twins conducted an open tryout at the Metrodome in June 1984. Of the 293 participants, the Twins signed two players: Malec, a 5'10" left-hander who threw 86 miles per hour, and Tom Jaremko, an outfielder from Minneapolis who played for the University of Wisconsin-Oshkosh.

They assigned Jaremko to their Class A team in Visalia, California, and Malec to their Rookie League club in Elizabethton, Tennessee.

The Elizabethton Twins won the Appalachian League championship in 1984. They featured Gene Larkin at first base and '84 first-round-draft-pick Jay Bell at shortstop. Malec posted a 2–0 W–L record and a 3.42 ERA in 23 and 2/3 innings pitched over 12 relief appearances as a rookie.

Assigned to the Twins' Class A club in Kenosha, Wisconsin, for the 1985 campaign, Malec again had a 2–0 W–L record, and a 2.41 ERA over 12 appearances and 33 and 2/3 innings pitched. In the only start of his professional career, he earned the win by pitching into the eighth

inning in a combined shutout against the Clinton (Iowa) Giants. Sidelined with an arm injury in July, he missed a few months of the season. A late-season rehabilitation assignment with Elizabethton proved fruitless as he worked seven and 1/3 innings over four appearances but allowed five runs for a 6.14 ERA.

With his arm healed, he reported to the Twins' minor-league spring-training camp in Melbourne, Florida, in 1986 but the club released him during camp. He returned to Proctor and played for the Proctor Padres amateur team for many years.

A train engineer for the Canadian National Railway, he found time to coach his son Jake's Little League teams. Jake Malec earned All-State recognition for Proctor as a senior in 2016 and went on to play Division I baseball for North Dakota State University.



Jason Malec is UMD's all-time ERA leader.

SECTION G ROW 3

GERALD "PEANUTS" PETERSON

by Anthony Bush

Professional baseball player Gerald "Peanuts" Peterson was 22 years old when he died in the 1948 Duluth Dukes bus crash. He was voted the Dukes' "most popular player" in fan balloting in 1947 and was the idol of Proctor's youth. He was called "The Pride of Proctor," and was known for his speed and hard work on the baseball field.

Born on Dec. 12, 1925, Peterson excelled in three sports at Proctor High School starting as a freshman: football, basketball, and track and field. He left school a year early to join the merchant marine during World War II. He developed severe arthritis and a heart ailment was discovered during a physical examination that prevented his entrance into the armed services. He was warned to never take part in strenuous exercise again.

Having moved back home to recuperate, Peterson later found work with the Coolerator Corp. in Duluth and began playing softball for the company team. When his health had recovered, he turned to amateur baseball for Esko. It was then that his speed and hard hitting caught the attention of Dukes' owner Frank Wade. Wade signed Peterson to a professional contract in 1946.


Under the tutelage of player/manager Paul Bowa (the father of 1970s Phillies' All-Star shortstop Larry Bowa) he played 110 games as the Dukes' centerfielder in 1947. He hit .292 with 118 hits, 12 doubles, seven triples, one home run, 47 RBI, and 27 stolen bases. He drew 82 bases on balls compared to 46 strikeouts.

He was the Dukes' second-best hitter on the 1948 squad when tragedy struck on July 24. The Dukes were en route to St. Cloud, Minn., from Eau Claire, Wis., when a chemical truck crossed the center line and collided with the team's bus on Highway 36 between Western and Dale Streets in Roseville, Minn. Manager George "Red" Treadwell and players Don Schuckman, Gilbert Tribble and Peterson died at the scene. Another player, Steve Lazar, died in a St. Paul hospital two days later. The truck driver, James Grealish, was also killed. Only four of the 13 surviving players played professional baseball again.

The Dukes were a Class C affiliate of the St. Louis Cardinals at the time of the accident. St. Louis sent players from across their farm system to keep the team going for the rest of the season, as did Duluth's Northern League rivals.

Peterson had nearly made the Omaha Cardinals' (Class A) roster in 1948. He'd had a productive spring training, but he was one of too many left-handed hitters. He was set to report to the Class C affiliate in Albany, Ga., when Duluth became interested in reacquiring him, so he returned home to the Dukes.

He is buried in Oneota Cemetery in West Duluth.



"Peanuts" Peterson, "The Pride of Proctor"

SECTION H

PLAY BALL!

Proctor Journal, July 29, 1948

Our Pride of Proctor is gone but his memory will go down in the annals of Proctor as the boy and man loved, honored and idolized by young and old alike.

The ideal of the young whose hopes were that they would one day be like Peanuts, and the old wishing that they too could have been like Peanuts.

Could the decision of to play or not to play the rest of the season be left to Peanuts Peterson, he would be the first to call out "Play Ball!"

Now that Peanuts, our Peanuts, has been transferred to the Big League to play on the Greatest Diamond of all, we who cheered, admired and loved him know that when the Greatest Manager calls out "Play Ball," that Peanuts Peterson, Our Pride of Proctor, will be right there to bat.

-A Proctor Baseball Fan