

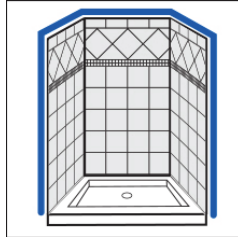
MEASURING GUIDE



Ordering the correct size enclosure is critical to a proper installation. The drawings on the following pages are designed to help you provide us with this information. The final page can be used to hand draw any custom applications. Please remember that we can never have too much information regarding your application.

STEP 1

Ensure that the finished wall material is in place before measuring. Confirm that proper blocking is in place for heavy glass enclosures.

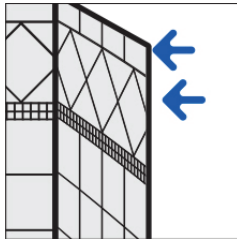


STEP 2

Measure each width or centerline (middle of threshold) as demonstrated by arrowed lines. *Remember to allow for the body of the measuring tape.*

STEP 3

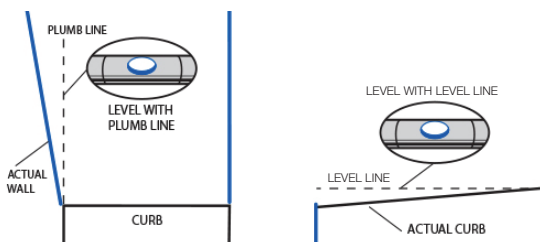
Measure maximum height available from the top of the tub deck or threshold to top of the tile or fiberglass walls. Refer to your price list for the most appropriate standard height. Custom heights are also available for most models.



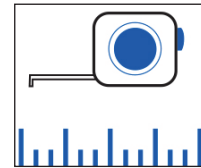
STEP 4

Check all surfaces (including top of buttress if applicable) and walls for level. If any surface is out of level $\frac{3}{8}$ " or more, a tapered filler is recommended.

- Please note if a filler is requested.
- Heavy glass will be cut out-of-square, so no filler is required.



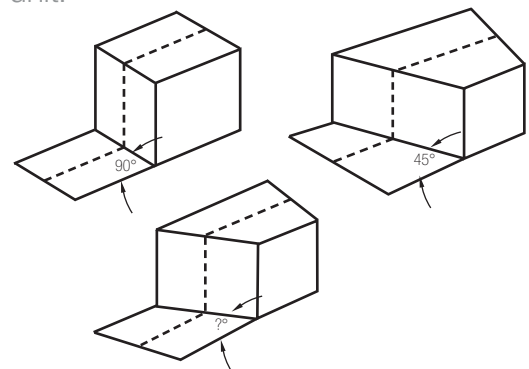
Recommended Measuring Tools



- 6', 4' & 2' Levels
- Tape Measure
 - Pencil
- Masking Tape
- Protractor

STEP 5

Note all face angles. A face angle is the measure of the angle where the glass and wall or buttress meets. The face angle is always measured from the centerline to the wall on the inside of the unit.



STEP 6

Determine showerhead position as if looking at the shower from the outside, and mark drawing with an "X"

Need Assistance? Contact Basco at 800.45.BASCO or support@basco showerdoor.com.



ORDER FORM

TUB/SHOWER ENCLOSURES

READY TO SAVE TIME & SPEED UP ORDERS?
 Use our online Mystro shower door configurator.
 Visit mystro.mybasco.com today!

Date: _____
 Customer: _____
 City: _____
 Contact: _____
 Phone: _____
 Email: _____
 PO#: _____
 Request for: Quote Order
 Model #: _____
 Notes: _____

- Finish**
- Chrome (SV/PM)
 - Brushed Nickel (BN)
 - Oil Rubbed Bronze (OR)
 - Almond (AP)
 - Antique Pewter (QP)
 - Bronze (BR)
 - Brushed Bronze (BB)
 - Brushed Gold (BG)
 - Burnished Copper (CU)
 - Matte Black (WI)
 - Satin Nickel (SN)
 - White (WP)
 - Polished Nickel (PN) *(Celesta only)*
 - Brushed Stainless Steel (BS) *(Rolaire only)*

- Bypass or Fixed Panel Sliding Unit**
- Shower Head Left
 - Shower Head Right

- Swing Door Unit**
- Door Width _____
- Door Hinge Left
 - Door Hinge Right

- Frame Type & Glass Thickness**
- Framed - Deluxe
 - 3/16" Semi-Frameless Classic
 - 1/4" Semi-Frameless - Infinity

- Glass Options**
- Clear (CL)
 - Obscure (OB)
 - Rain (RN)
 - Autumn (AU)
 - Clear Beveled (CD)
 - Clear Etched (EE)
 - Fluted (FG)
 - Reflections (RF)
 - Silk (LK)
 - Strata (SR)
 - ShowerGuard Clear (CG)
 - Tempest (TM)
 - Vessence (VS)
 - KD (No Glass)**

- Glass Protection**
- AquaGlideXP

- RODA Frame Type**
- Horizontal Securing
- U-Channels
 - Clips
- Vertical Securing
- U-Channels
 - Clips

- RODA Glass Thickness**
- 3/8"
 - 1/2" Only available in CL, PC, PG, PS, LK & CG options.

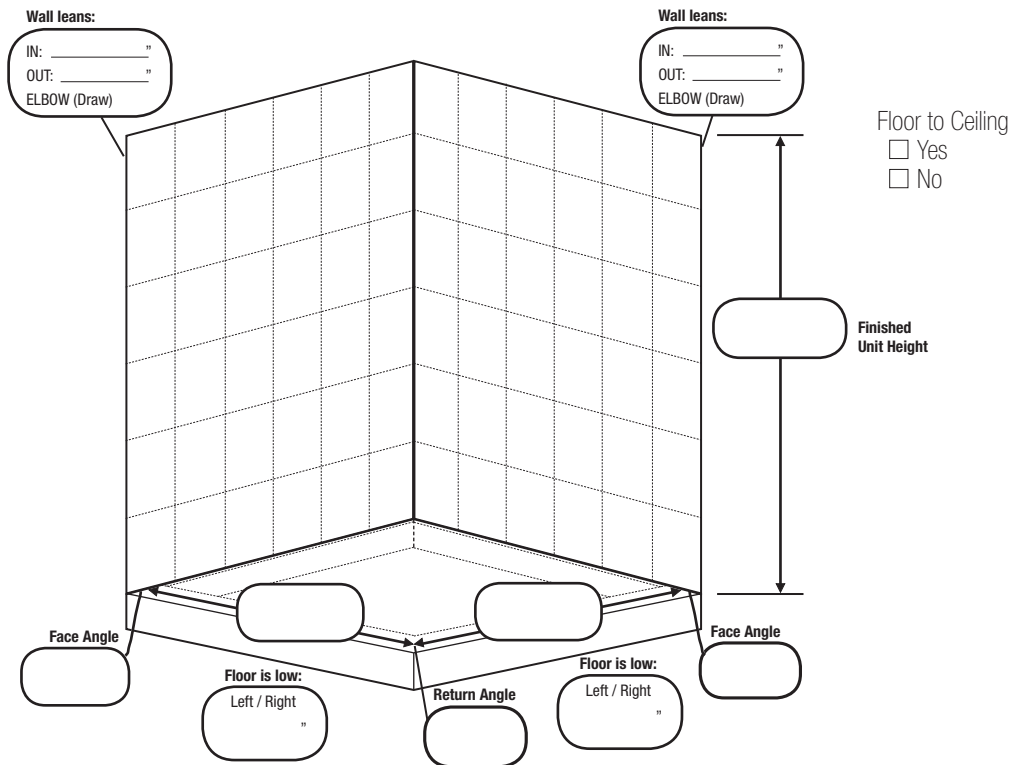
- RODA Glass Options**
- Clear (CL)
 - Rain (RN)
 - Pure Clear (PC)
 - Pure Clear ShowerGuard (PG)
 - Pure Silk (PS)
 - Silk (LK)
 - Strata (SR)
 - ShowerGuard Clear (CG)
 - Tempest (TM)
 - Vessence (VS)
 - KD (No Glass)**

- Glass Protection**
- AquaGlideXP

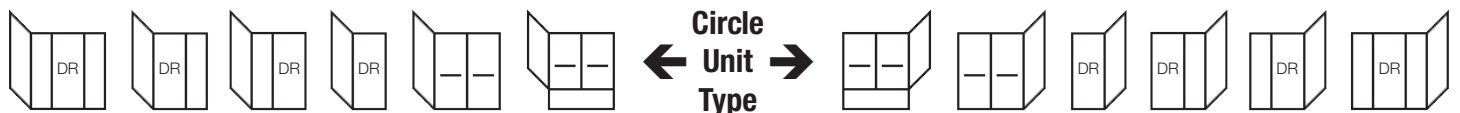
For Basco Office use only:

Quote #: _____ Quote \$: _____
 Route: _____

All measurements are assumed to be CENTERLINE, unless noted otherwise.



For RODA Models, please circle hinge locations and note any changes from default hardware.



Email: orders@basco shower door.com, Fax: 1-800-989-1919



ORDER FORM

TUB/SHOWER ENCLOSURES

READY TO SAVE TIME & SPEED UP ORDERS?
 Use our online Mystro shower door configurator.
 Visit mystro.mybasco.com today!

Date: _____
 Customer: _____
 City: _____
 Contact: _____
 Phone: _____
 Email: _____
 PO#: _____
 Request for: Quote Order
 Model #: _____
 Notes: _____

- Finish**
- Chrome (SV/PM)
 - Brushed Nickel (BN)
 - Oil Rubbed Bronze (OR)
 - Almond (AP)
 - Antique Pewter (QP)
 - Bronze (BR)
 - Brushed Bronze (BB)
 - Brushed Gold (BG)
 - Burnished Copper (CU)
 - Matte Black (WI)
 - Satin Nickel (SN)
 - White (WP)
 - Polished Nickel (PN)
(Celesta only)
 - Brushed Stainless Steel (BS) *(Rolaire only)*
- Bypass or Fixed Panel Sliding Unit**
- Shower Head Left
 - Shower Head Right

- Frame Type & Glass Thickness**
- Framed - Deluxe
 - 3/16" Semi-Frameless Classic
 - 1/4" Semi-Frameless - Infinity
- Glass Options**
- Clear (CL)
 - Obscure (OB)
 - Rain (RN)
 - Autumn (AU)
 - Clear Beveled (CD)
 - Clear Etched (EE)
 - Fluted (FG)
 - Reflections (RF)
 - Silk (LK)
 - Strata (SR)
 - ShowerGuard Clear (CG)
 - Tempest (TM)
 - Vessence (VS)
 - KD (No Glass)**
- Glass Protection**
- AquaGlideXP

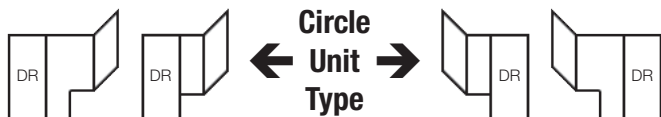
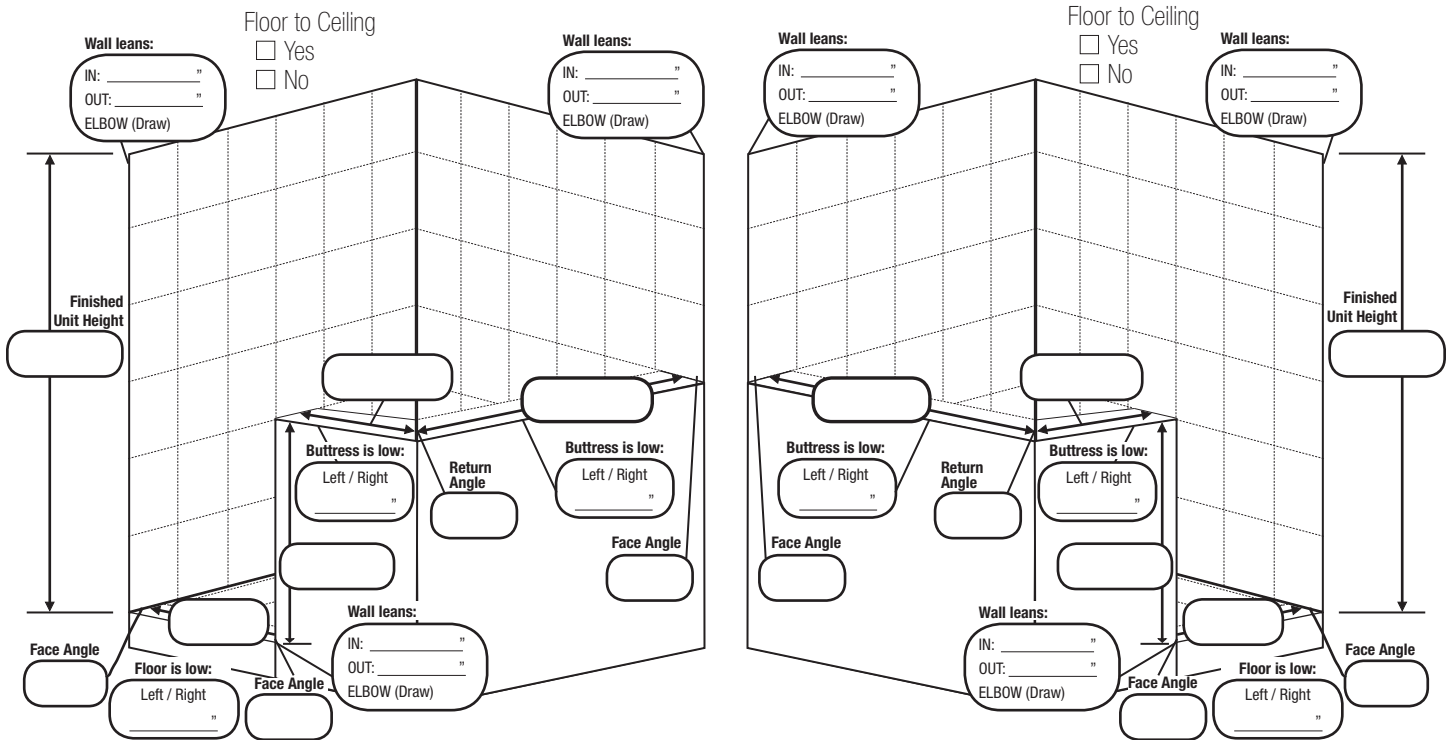
- RODA Frame Type**
- Horizontal Securing
- U-Channels
 - Clips
- Vertical Securing
- U-Channels
 - Clips
- RODA Glass Thickness**
- 3/8"
 - 1/2" Only available in CL, PC, PG, PS, LK & CG options.
- RODA Glass Options**
- Clear (CL)
 - Rain (RN)
 - Pure Clear (PC)
 - Pure Clear ShowerGuard (PG)
 - Pure Silk (PS)
 - Silk (LK)
 - Strata (SR)
 - ShowerGuard Clear (CG)
 - Tempest (TM)
 - Vessence (VS)
 - KD (No Glass)**
- Glass Protection**
- AquaGlideXP

For Basco Office use only:

Quote #: _____ Quote \$: _____
 Route: _____

All measurements are assumed to be CENTERLINE, unless noted otherwise.

For RODA Models, please circle hinge locations and note any changes from default hardware.



Email: orders@basco showerdoor.com, Fax: 1-800-989-1919



ORDER FORM

TUB/SHOWER ENCLOSURES

READY TO SAVE TIME & SPEED UP ORDERS?
 Use our online Mystro shower door configurator.
 Visit mystro.mybasco.com today!

Date: _____
 Customer: _____
 City: _____
 Contact: _____
 Phone: _____
 Email: _____
 PO#: _____
 Request for: Quote Order
 Model #: _____
 Notes: _____

- Finish**
- Chrome (SV/PM)
 - Brushed Nickel (BN)
 - Oil Rubbed Bronze (OR)
 - Almond (AP)
 - Antique Pewter (QP)
 - Bronze (BR)
 - Brushed Bronze (BB)
 - Brushed Gold (BG)
 - Burnished Copper (CU)
 - Matte Black (WI)
 - Satin Nickel (SN)
 - White (WP)
 - Polished Nickel (PN)
(Celesta only)
 - Brushed Stainless Steel (BS)
(Rolaire only)

- Bypass or Fixed Panel Sliding Unit**
- Shower Head Left
 - Shower Head Right

- Swing Door Unit**
- Door Width _____
- Door Hinge Left
 - Door Hinge Right

- Frame Type & Glass Thickness**
- Framed - Deluxe
 - 3/16" Semi-Frameless Classic
 - 1/4" Semi-Frameless - Infinity

- Glass Options**
- Clear (CL)
 - Obscure (OB)
 - Rain (RN)
 - Autumn (AU)
 - Clear Beveled (CD)
 - Clear Etched (EE)
 - Fluted (FG)
 - Reflections (RF)
 - Silk (LK)
 - Strata (SR)
 - ShowerGuard Clear (CG)
 - Tempest (TM)
 - Vessence (VS)
 - KD (No Glass)**

- Glass Protection**
- AquaGlideXP

- RODA Frame Type**
- Horizontal Securing
- U-Channels
 - Clips
- Vertical Securing
- U-Channels
 - Clips

- RODA Glass Thickness**
- 3/8"
 - 1/2" Only available in CL, PC, PG, PS, LK & CG options.

- RODA Glass Options**
- Clear (CL)
 - Rain (RN)
 - Pure Clear (PC)
 - Pure Clear ShowerGuard (PG)
 - Pure Silk (PS)
 - Silk (LK)
 - Strata (SR)
 - ShowerGuard Clear (CG)
 - Tempest (TM)
 - Vessence (VS)
 - KD (No Glass)**

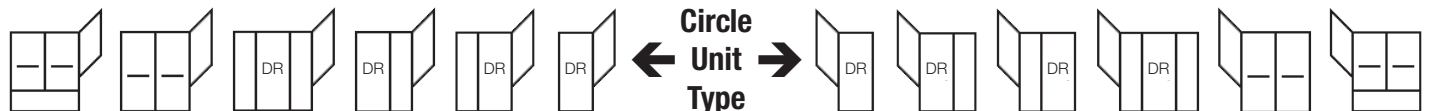
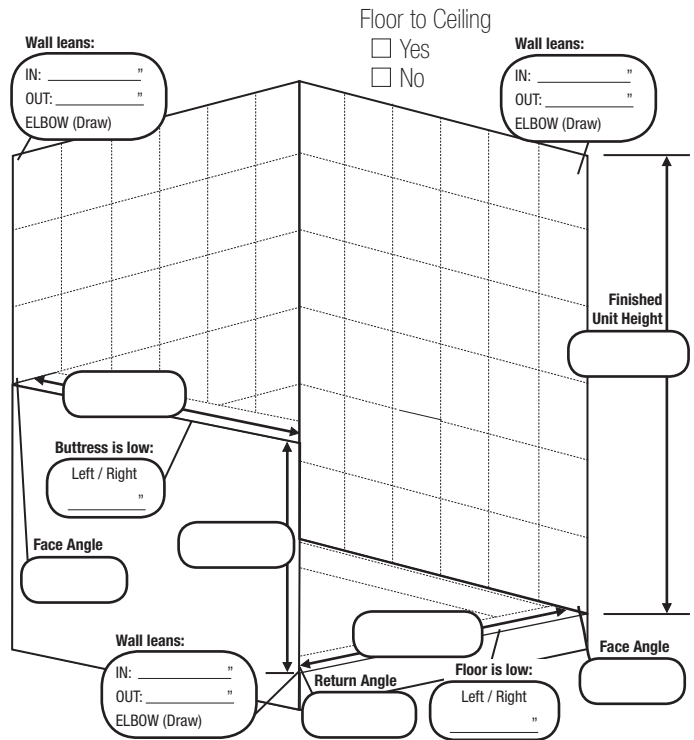
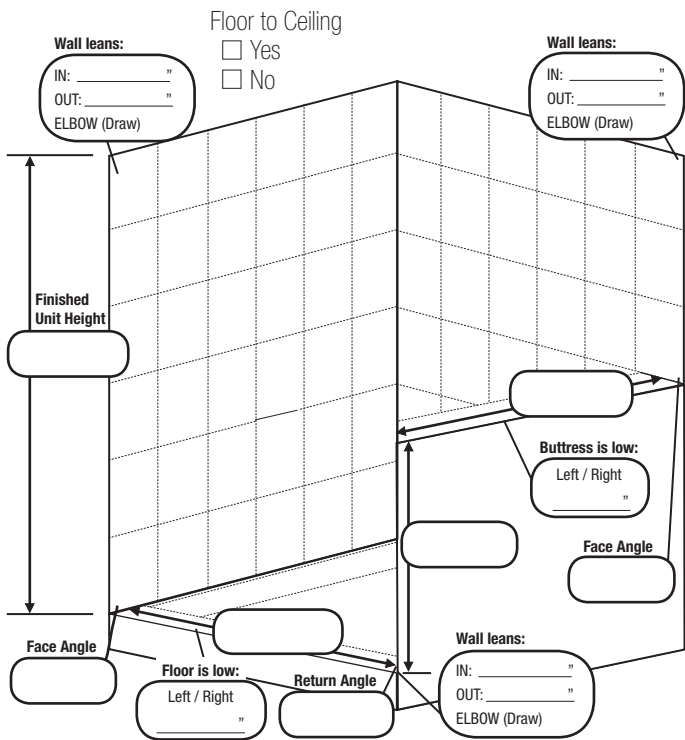
- Glass Protection**
- AquaGlideXP

For Basco Office use only:

Quote #: _____ Quote \$: _____
 Route: _____

All measurements are assumed to be CENTERLINE, unless noted otherwise.

For RODA Models, please circle hinge locations and note any changes from default hardware.



Email: orders@basco showerdoor.com, Fax: 1-800-989-1919



ORDER FORM

TUB/SHOWER ENCLOSURES

READY TO SAVE TIME & SPEED UP ORDERS?
 Use our online Mystro shower door configurator.
 Visit mystro.mybasco.com today!

Date: _____
 Customer: _____
 City: _____
 Contact: _____
 Phone: _____
 Email: _____
 PO#: _____
 Request for: Quote Order
 Model #: _____
 Notes: _____

- Finish**
- Chrome (SV/PM)
 - Brushed Nickel (BN)
 - Oil Rubbed Bronze (OR)
 - Almond (AP)
 - Antique Pewter (QP)
 - Bronze (BR)
 - Brushed Bronze (BB)
 - Brushed Gold (BG)
 - Burnished Copper (CU)
 - Matte Black (WI)
 - Satin Nickel (SN)
 - White (WP)
 - Polished Nickel (PN)
(Celesta only)
 - Brushed Stainless Steel (BS)
(Rolaire only)

- Bypass or Fixed Panel Sliding Unit**
- Shower Head Left
 - Shower Head Right

- Swing Door Unit**
- Door Width _____
- Door Hinge Left
 - Door Hinge Right

- Frame Type & Glass Thickness**
- Framed - Deluxe
 - 3/16" Semi-Frameless Classic
 - 1/4" Semi-Frameless - Infinity

- Glass Options**
- Clear (CL)
 - Obscure (OB)
 - Rain (RN)
 - Autumn (AU)
 - Clear Beveled (CD)
 - Clear Etched (EE)
 - Fluted (FG)
 - Reflections (RF)
 - Silk (LK)
 - Strata (SR)
 - ShowerGuard Clear (CG)
 - Tempest (TM)
 - Vessence (VS)
 - KD (No Glass)**

- Glass Protection**
- AquaGlideXP

- RODA Frame Type**
- Horizontal Securing
- U-Channels
 - Clips
- Vertical Securing
- U-Channels
 - Clips

- RODA Glass Thickness**
- 3/8"
 - 1/2" Only available in CL, PC, PG, PS, LK & CG options.

- RODA Glass Options**
- Clear (CL)
 - Rain (RN)
 - Pure Clear (PC)
 - Pure Clear ShowerGuard (PG)
 - Pure Silk (PS)
 - Silk (LK)
 - Strata (SR)
 - ShowerGuard Clear (CG)
 - Tempest (TM)
 - Vessence (VS)
 - KD (No Glass)**

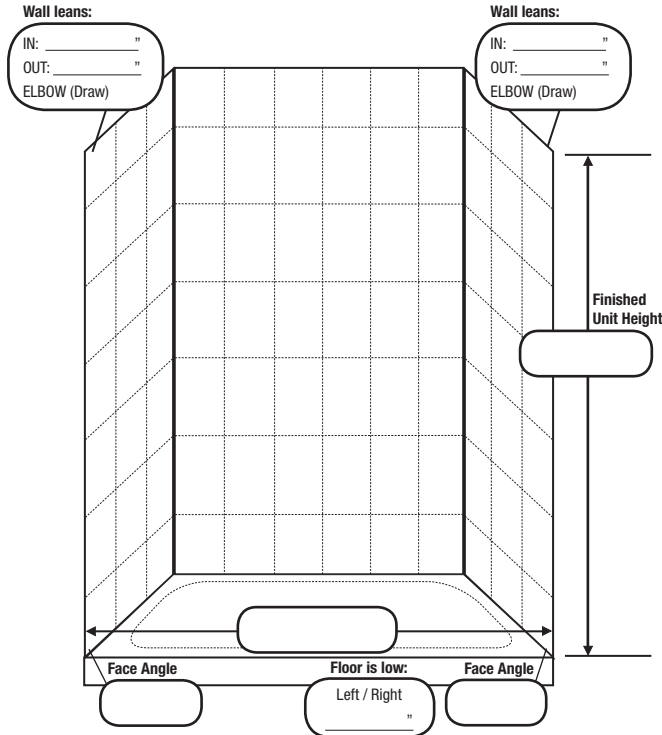
- Glass Protection**
- AquaGlideXP

For Basco Office use only:

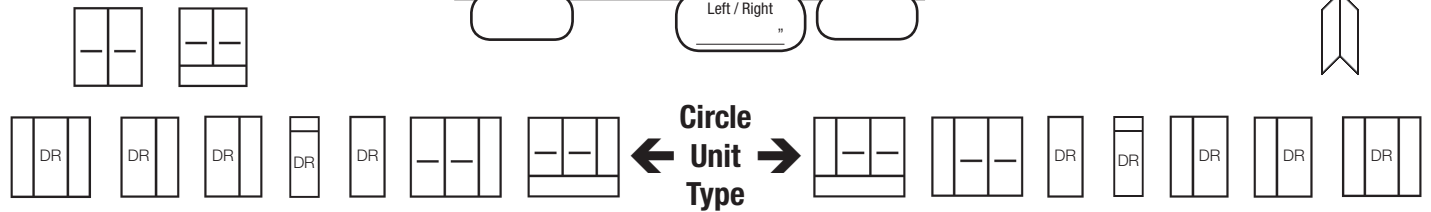
Quote #: _____ Quote \$: _____
 Route: _____

All measurements are assumed to be CENTERLINE, unless noted otherwise.

For RODA Models, please circle hinge locations and note any changes from default hardware.



- Floor to Ceiling
- Yes
 - No



Email: orders@basco shower door.com, Fax: 1-800-989-1919



ORDER FORM

TUB/SHOWER ENCLOSURES

READY TO SAVE TIME & SPEED UP ORDERS?
 Use our online Mystro shower door configurator.
 Visit mystro.mybasco.com today!

Date: _____
 Customer: _____
 City: _____
 Contact: _____
 Phone: _____
 Email: _____
 PO#: _____
 Request for: Quote Order
 Model #: _____
 Notes: _____

- Finish**
- Chrome (SV/PM)
 - Brushed Nickel (BN)
 - Oil Rubbed Bronze (OR)
 - Almond (AP)
 - Antique Pewter (QP)
 - Bronze (BR)
 - Brushed Bronze (BB)
 - Brushed Gold (BG)
 - Burnished Copper (CU)
 - Matte Black (WI)
 - Satin Nickel (SN)
 - White (WP)
 - Polished Nickel (PN)
(Celesta only)
 - Brushed Stainless Steel (BS)
(Rolaire only)

- Bypass or Fixed Panel Sliding Unit**
- Shower Head Left
 - Shower Head Right

- Swing Door Unit**
- Door Width _____
- Door Hinge Left
 - Door Hinge Right

- Frame Type & Glass Thickness**
- Framed - Deluxe
 - 3/16" Semi-Frameless Classic
 - 1/4" Semi-Frameless - Infinity

- Glass Options**
- Clear (CL)
 - Obscure (OB)
 - Rain (RN)
 - Autumn (AU)
 - Clear Beveled (CD)
 - Clear Etched (EE)
 - Fluted (FG)
 - Reflections (RF)
 - Silk (LK)
 - Strata (SR)
 - ShowerGuard Clear (CG)
 - Tempest (TM)
 - Vessence (VS)
 - KD (No Glass)**

- Glass Protection**
- AquaGlideXP

- RODA Frame Type**
- Horizontal Securing
- U-Channels
 - Clips
- Vertical Securing
- U-Channels
 - Clips

- RODA Glass Thickness**
- 3/8"
 - 1/2" Only available in CL, PC, PG, PS, LK & CG options.

- RODA Glass Options**
- Clear (CL)
 - Rain (RN)
 - Pure Clear (PC)
 - Pure Clear ShowerGuard (PG)
 - Pure Silk (PS)
 - Silk (LK)
 - Strata (SR)
 - ShowerGuard Clear (CG)
 - Tempest (TM)
 - Vessence (VS)
 - KD (No Glass)**

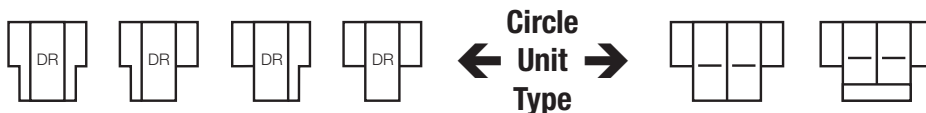
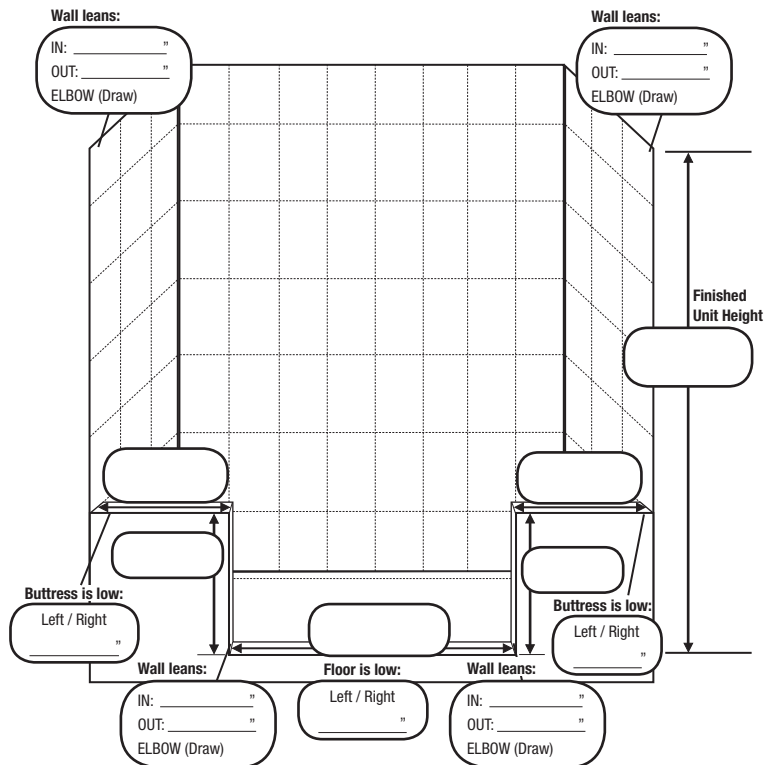
- Glass Protection**
- AquaGlideXP

For Basco Office use only:

Quote #: _____ Quote \$: _____
 Route: _____

All measurements are assumed to be CENTERLINE, unless noted otherwise.

For RODA Models, please circle hinge locations and note any changes from default hardware.



Email: orders@basco shower door.com, Fax: 1-800-989-1919



ORDER FORM

TUB/SHOWER ENCLOSURES

READY TO SAVE TIME & SPEED UP ORDERS?
 Use our online Mystro shower door configurator.
 Visit mystro.mybasco.com today!

Date: _____
 Customer: _____
 City: _____
 Contact: _____
 Phone: _____
 Email: _____
 PO#: _____
 Request for: Quote Order
 Model #: _____
 Notes: _____

- Finish**
- Chrome (SV/PM)
 - Brushed Nickel (BN)
 - Oil Rubbed Bronze (OR)
 - Almond (AP)
 - Antique Pewter (QP)
 - Bronze (BR)
 - Brushed Bronze (BB)
 - Brushed Gold (BG)
 - Burnished Copper (CU)
 - Matte Black (WI)
 - Satin Nickel (SN)
 - White (WP)
 - Polished Nickel (PN) *(Celesta only)*
 - Brushed Stainless Steel (BS) *(Rolaire only)*

- Bypass or Fixed Panel Sliding Unit**
- Shower Head Left
 - Shower Head Right

- Swing Door Unit**
- Door Width _____
- Door Hinge Left
 - Door Hinge Right

- Frame Type & Glass Thickness**
- Framed - Deluxe
 - 3/16" Semi-Frameless Classic
 - 1/4" Semi-Frameless - Infinity

- Glass Options**
- Clear (CL)
 - Obscure (OB)
 - Rain (RN)
 - Autumn (AU)
 - Clear Beveled (CD)
 - Clear Etched (EE)
 - Fluted (FG)
 - Reflections (RF)
 - Silk (LK)
 - Strata (SR)
 - ShowerGuard Clear (CG)
 - Tempest (TM)
 - Vessence (VS)
 - KD (No Glass)**

- Glass Protection**
- AquaGlideXP

- RODA Frame Type**
- Horizontal Securing
- U-Channels
 - Clips
- Vertical Securing
- U-Channels
 - Clips

- RODA Glass Thickness**
- 3/8"
 - 1/2" Only available in CL, PC, PG, PS, LK & CG options.

- RODA Glass Options**
- Clear (CL)
 - Rain (RN)
 - Pure Clear (PC)
 - Pure Clear ShowerGuard (PG)
 - Pure Silk (PS)
 - Silk (LK)
 - Strata (SR)
 - ShowerGuard Clear (CG)
 - Tempest (TM)
 - Vessence (VS)
 - KD (No Glass)**

- Glass Protection**
- AquaGlideXP

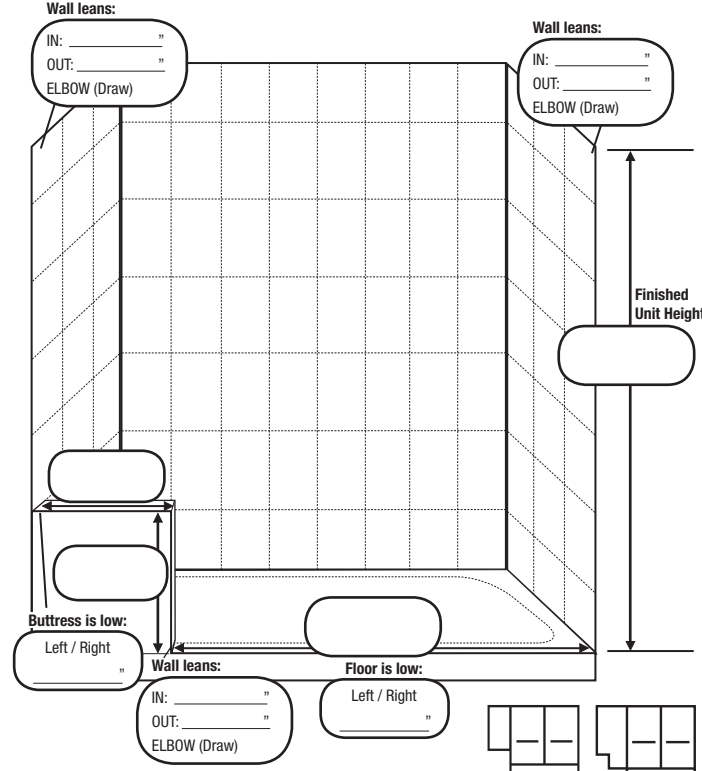
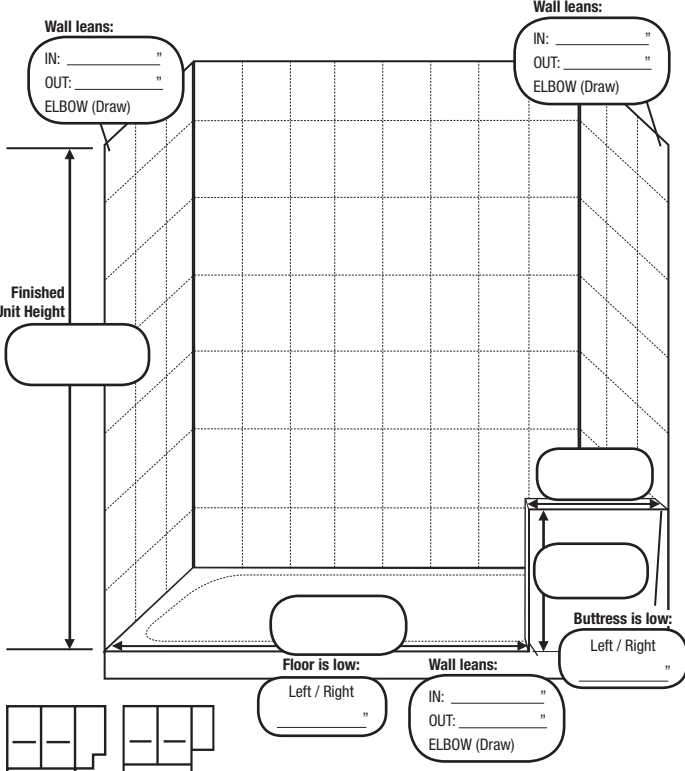
For Basco Office use only:

Quote #: _____ Quote \$: _____
 Route: _____

All measurements are assumed to be CENTERLINE, unless noted otherwise.
 For RODA Models, please circle hinge locations and note any changes from default hardware.

- Floor to Ceiling
- Yes
 - No

- Floor to Ceiling
- Yes
 - No



Circle Unit Type

Email: orders@basco showerdoor.com, Fax: 1-800-989-1919



ORDER FORM

TUB/SHOWER ENCLOSURES

READY TO SAVE TIME & SPEED UP ORDERS?
 Use our online Mystro shower door configurator.
 Visit mystro.mybasco.com today!

Date: _____
 Customer: _____
 City: _____
 Contact: _____
 Phone: _____
 Email: _____
 PO#: _____
 Request for: Quote Order
 Model #: _____
 Notes: _____

- Finish**
- Chrome (SV/PM)
 - Brushed Nickel (BN)
 - Oil Rubbed Bronze (OR)
 - Almond (AP)
 - Antique Pewter (QP)
 - Bronze (BR)
 - Brushed Bronze (BB)
 - Brushed Gold (BG)
 - Burnished Copper (CU)
 - Matte Black (WI)
 - Satin Nickel (SN)
 - White (WP)
 - Polished Nickel (PN)
(Celesta only)

- Swing Door Unit**
 Door Width _____
- Door Hinge Left
 - Door Hinge Right

- Frame Type & Glass Thickness**
- Framed - Deluxe
 - 3/16" Semi-Frameless Classic
 - 1/4" Semi-Frameless - Infinity

- Glass Options**
- Clear (CL)
 - Obscure (OB)
 - Rain (RN)
 - Autumn (AU)
 - Clear Beveled (CD)
 - Clear Etched (EE)
 - Fluted (FG)
 - Reflections (RF)
 - Silk (LK)
 - Strata (SR)
 - ShowerGuard Clear (CG)
 - Tempest (TM)
 - Vessence (VS)
 - KD (No Glass)**

- Glass Protection**
- AquaGlideXP

- RODA Frame Type**
- Horizontal Securing
- U-Channels
 - Clips
- Vertical Securing
- U-Channels
 - Clips

- RODA Glass Thickness**
- 3/8"
 - 1/2" Only available in CL, PC, PG, PS, LK & CG options.

- RODA Glass Options**
- Clear (CL)
 - Rain (RN)
 - Pure Clear (PC)
 - Pure Clear ShowerGuard (PG)
 - Pure Silk (PS)
 - Silk (LK)
 - Strata (SR)
 - ShowerGuard Clear (CG)
 - Tempest (TM)
 - Vessence (VS)
 - KD (No Glass)**

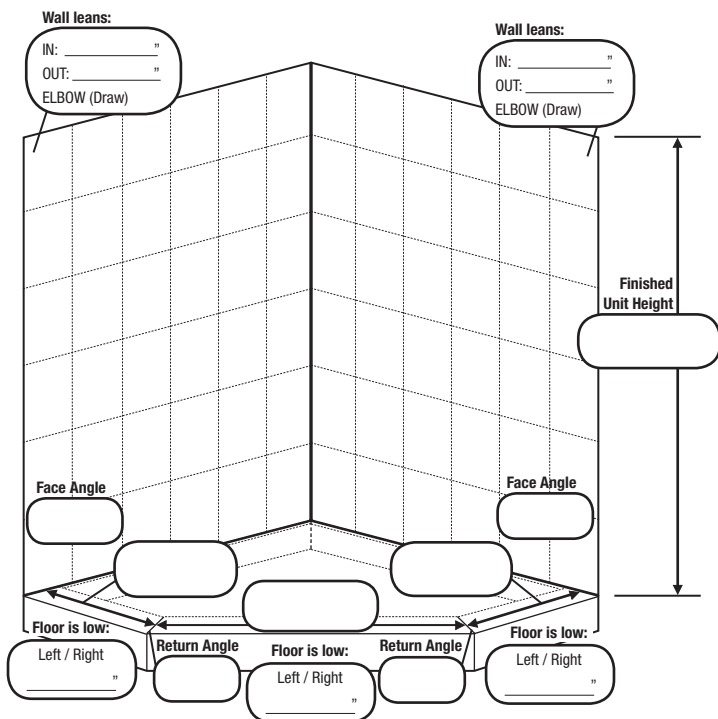
- Glass Protection**
- AquaGlideXP

For Basco Office use only:

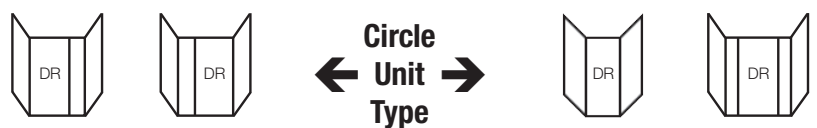
Quote #: _____ Quote \$: _____
 Route: _____

All measurements are assumed to be CENTERLINE, unless noted otherwise.

For RODA Models, please circle hinge locations and note any changes from default hardware.



- Floor to Ceiling
- Yes
 - No



Email: orders@basco shower door.com, Fax: 1-800-989-1919



ORDER FORM

TUB/SHOWER ENCLOSURES

READY TO SAVE TIME & SPEED UP ORDERS?
 Use our online Mystro shower door configurator.
 Visit mystro.mybasco.com today!

Date: _____
 Customer: _____
 City: _____
 Contact: _____
 Phone: _____
 Email: _____
 PO#: _____
 Request for: Quote Order
 Model #: _____
 Notes: _____

- Finish**
- Chrome (SV/PM)
 - Brushed Nickel (BN)
 - Oil Rubbed Bronze (OR)
 - Almond (AP)
 - Antique Pewter (QP)
 - Bronze (BR)
 - Brushed Bronze (BB)
 - Brushed Gold (BG)
 - Burnished Copper (CU)
 - Matte Black (WI)
 - Satin Nickel (SN)
 - White (WP)
 - Polished Nickel (PN)
(Celesta only)

- Swing Door Unit**
 Door Width _____
 Door Hinge Left
 Door Hinge Right

- Frame Type & Glass Thickness**
- Framed - Deluxe
 - 3/16" Semi-Frameless Classic
 - 1/4" Semi-Frameless - Infinity

- Glass Options**
- Clear (CL)
 - Obscure (OB)
 - Rain (RN)
 - Autumn (AU)
 - Clear Beveled (CD)
 - Clear Etched (EE)
 - Fluted (FG)
 - Reflections (RF)
 - Silk (LK)
 - Strata (SR)
 - ShowerGuard Clear (CG)
 - Tempest (TM)
 - Vessence (VS)
 - KD (No Glass)**

- Glass Protection**
- AquaGlideXP

- RODA Frame Type**
- Horizontal Securing
- U-Channels
 - Clips
- Vertical Securing
- U-Channels
 - Clips

- RODA Glass Thickness**
- 3/8"
 - 1/2" Only available in CL, PC, PG, PS, LK & CG options.

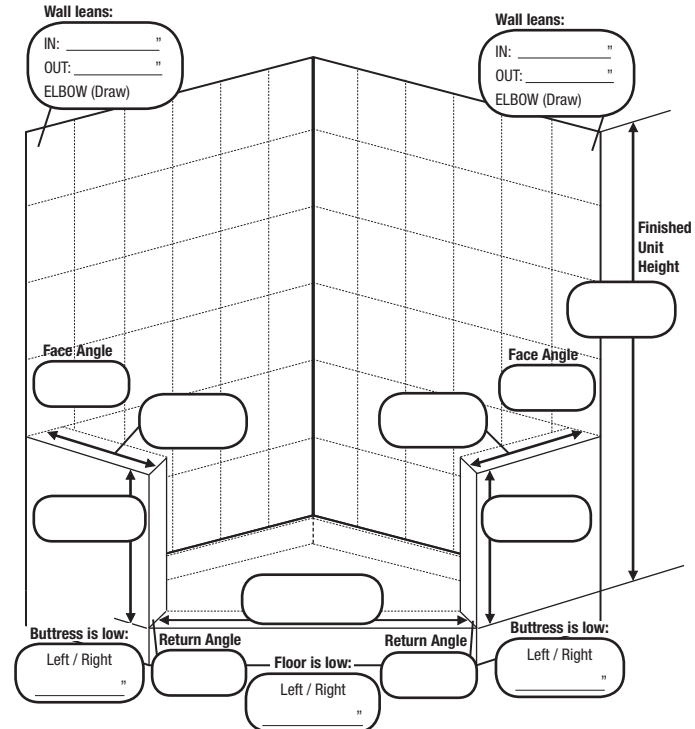
- RODA Glass Options**
- Clear (CL)
 - Rain (RN)
 - Pure Clear (PC)
 - Pure Clear ShowerGuard (PG)
 - Pure Silk (PS)
 - Silk (LK)
 - Strata (SR)
 - ShowerGuard Clear (CG)
 - Tempest (TM)
 - Vessence (VS)
 - KD (No Glass)**

For Basco Office use only:

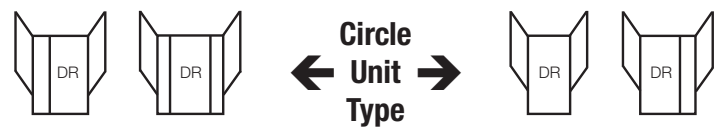
Quote #: _____ Quote \$: _____
 Route: _____

All measurements are assumed to be CENTERLINE, unless noted otherwise.

For RODA Models, please circle hinge locations and note any changes from default hardware.



Floor to Ceiling
 Yes
 No



Email: orders@basco shower door.com, Fax: 1-800-989-1919



ORDER FORM

TUB/SHOWER ENCLOSURES

READY TO SAVE TIME & SPEED UP ORDERS?
 Use our online Mystro shower door configurator.
 Visit mystro.mybasco.com today!

Date: _____
 Customer: _____
 City: _____
 Contact: _____
 Phone: _____
 Email: _____
 PO#: _____
 Request for: Quote Order
 Model #: _____
 Notes: _____

- Finish**
- Chrome (SV/PM)
 - Brushed Nickel (BN)
 - Oil Rubbed Bronze (OR)
 - Almond (AP)
 - Antique Pewter (QP)
 - Bronze (BR)
 - Brushed Bronze (BB)
 - Brushed Gold (BG)
 - Burnished Copper (CU)
 - Matte Black (WI)
 - Satin Nickel (SN)
 - White (WP)
 - Polished Nickel (PN)
(Celesta only)

- Swing Door Unit**
 Door Width _____
 Door Hinge Left
 Door Hinge Right

- Frame Type & Glass Thickness**
- Framed - Deluxe
 - 3/16" Semi-Frameless Classic
 - 1/4" Semi-Frameless - Infinity

- Glass Options**
- Clear (CL)
 - Obscure (OB)
 - Rain (RN)
 - Autumn (AU)
 - Clear Beveled (CD)
 - Clear Etched (EE)
 - Fluted (FG)
 - Reflections (RF)
 - Silk (LK)
 - Strata (SR)
 - ShowerGuard Clear (CG)
 - Tempest (TM)
 - Vessence (VS)
 - KD (No Glass)**

- Glass Protection**
- AquaGlideXP

- RODA Frame Type**
- Horizontal Securing
- U-Channels
 - Clips
- Vertical Securing
- U-Channels
 - Clips

- RODA Glass Thickness**
- 3/8"
 - 1/2" Only available in CL, PC, PG, PS, LK & CG options.

- RODA Glass Options**
- Clear (CL)
 - Rain (RN)
 - Pure Clear (PC)
 - Pure Clear ShowerGuard (PG)
 - Pure Silk (PS)
 - Silk (LK)
 - Strata (SR)
 - ShowerGuard Clear (CG)
 - Tempest (TM)
 - Vessence (VS)
 - KD (No Glass)**

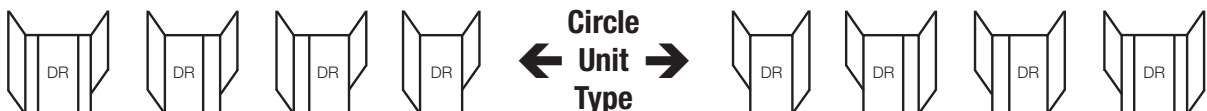
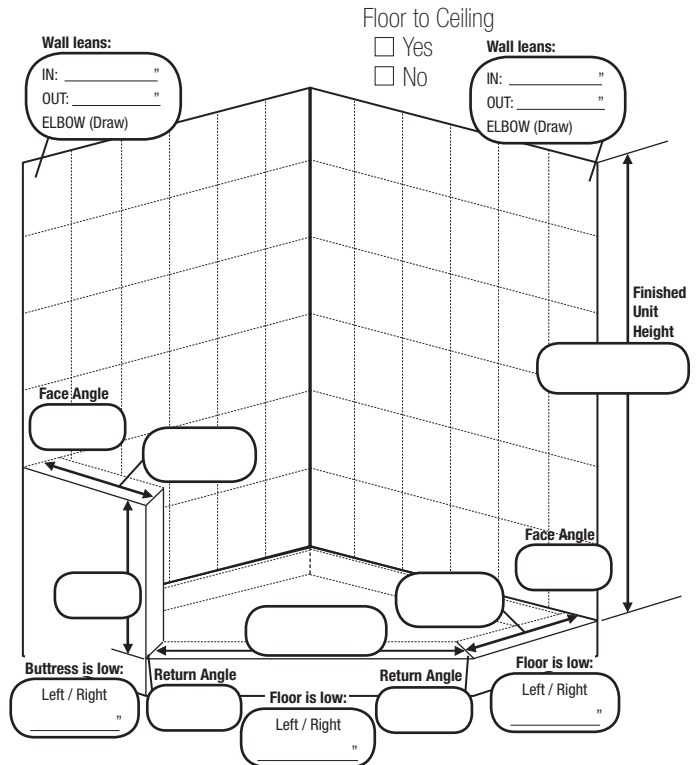
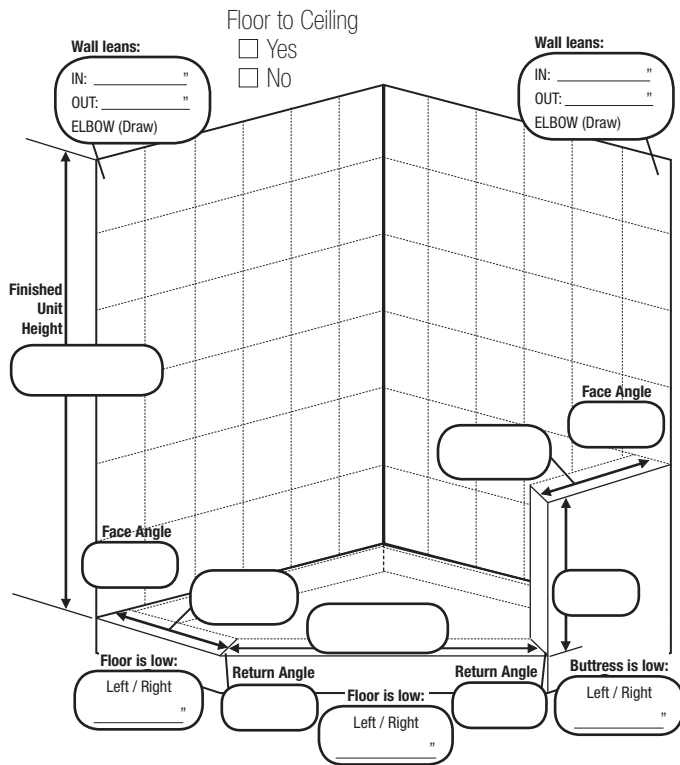
- Glass Protection**
- AquaGlideXP

For Basco Office use only:

Quote #: _____ Quote \$: _____
 Route: _____

All measurements are assumed to be CENTERLINE, unless noted otherwise.

For RODA Models, please circle hinge locations and note any changes from default hardware.



Email: orders@basco showerdoor.com, Fax: 1-800-989-1919



ORDER FORM

TUB/SHOWER ENCLOSURES

READY TO SAVE TIME & SPEED UP ORDERS?
Use our online Mystro shower door configurator.
Visit mystro.mybasco.com today!

Date: _____
Customer: _____
City: _____
Contact: _____
Phone: _____
Email: _____
PO#: _____
Request for: Quote Order
Model #: _____
Notes: _____

For Basco Office use only:

Quote #: _____ Quote \$: _____
Route: _____

- Finish**
- Chrome (SV/PM)
 - Brushed Nickel (BN)
 - Oil Rubbed Bronze (OR)
 - Almond (AP)
 - Antique Pewter (QP)
 - Bronze (BR)
 - Brushed Bronze (BB)
 - Brushed Gold (BG)
 - Burnished Copper (CU)
 - Matte Black (WI)
 - Satin Nickel (SN)
 - White (WP)
 - Polished Nickel (PN)
(Celesta only)
 - Brushed Stainless Steel (BS) *(Rolaire only)*

- Bypass or Fixed Panel Sliding Unit**
- Shower Head Left
 - Shower Head Right

- Swing Door Unit**
- Door Width _____
- Door Hinge Left
 - Door Hinge Right

- Frame Type & Glass Thickness**
- Framed - Deluxe
 - 3/16" Semi-Frameless Classic
 - 1/4" Semi-Frameless - Infinity

- Glass Options**
- Clear (CL)
 - Obscure (OB)
 - Rain (RN)
 - Autumn (AU)
 - Clear Beveled (CD)
 - Clear Etched (EE)
 - Fluted (FG)
 - Reflections (RF)
 - Silk (LK)
 - Strata (SR)
 - ShowerGuard Clear (CG)
 - Tempest (TM)
 - Vessence (VS)
 - KD (No Glass)**

- Glass Protection**
- AquaGlideXP

- RODA Frame Type**
- Horizontal Securing
- U-Channels
 - Clips
- Vertical Securing
- U-Channels
 - Clips

- RODA Glass Thickness**
- 3/8"
 - 1/2" Only available in CL, PC, PG, PS, LK & CG options.

- RODA Glass Options**
- Clear (CL)
 - Rain (RN)
 - Pure Clear (PC)
 - Pure Clear ShowerGuard (PG)
 - Pure Silk (PS)
 - Silk (LK)
 - Strata (SR)
 - ShowerGuard Clear (CG)
 - Tempest (TM)
 - Vessence (VS)
 - KD (No Glass)**

- Glass Protection**
- AquaGlideXP

All measurements are assumed to be CENTERLINE, unless noted otherwise.

Draw or Design
a Custom Tub or
Shower.

Include the following
information:

- Centerline dimension of the threshold
- Height of any buttresses
- Centerline dimension of any return panels
- Maximum height the application will accept
- Notch width (if applicable)
- Degree of angle of any return panels
- Unit height preferred
- Shower head location
- Any out-of-level/plumb conditions

Email: orders@basco showerdoor.com, Fax: 1-800-989-1919