



Aug 16/12 7:00 PM CT Hamilton at Winnipeg CFL Gm: 33 Wk #: 8

HAM
Head Coach: George Cortez



(3-3)
3-3-0

| 2012 Weeks #6-8 in the CFL | | | | |
|----------------------------|----|-----------------------------|----|----------------|
| Date | Gm | 2012 Week #6-7 Game Results | | |
| Aug 03 | 29 | Montreal | 36 | at 26 Winnipeg |
| Aug 06 | 30 | BC | 18 | at 9 Toronto |
| Aug 09 | 31 | Calgary | 31 | at 20 Hamilton |
| Aug 10 | 32 | Saskatchewan | 20 | at 28 Edmonton |

| 2012 Week #8 Schedule: | | | | |
|------------------------|---------|------------|--------------|----------|
| | Visitor | Home | | |
| Aug 16 | 33 | 7:00 pm CT | Hamilton | Winnipeg |
| Aug 17 | 34 | 7:00 pm MT | Montreal | Edmonton |
| Aug 18 | 35 | 5:00 pm MT | Toronto | Calgary |
| Aug 19 | 36 | 4:00 pm PT | Saskatchewan | BC |

| All-Time Series to 2012 WPG vs HAM | | | | | |
|------------------------------------|-------------|----------|----------|----------|------|
| Since 1961: | GP | W | L | T | PCT |
| Winnipeg | 102 | 57 | 45 | 0 | .559 |
| Hamilton | 102 | 45 | 57 | 0 | .441 |
| 2011 Season Series: | Winnipeg | 3 | Hamilton | 0 | |
| Recent games: | | | | | |
| Oct 07/11 | at Hamilton | Winnipeg | 33 | Hamilton | 17 |
| Aug 26/11 | at Winnipeg | Winnipeg | 30 | Hamilton | 27 |



CFL.ca
LCF.ca

WPG
Head Coach: Paul LaPolice



(1-5)
15-27-0

| 2012 CFL Standings to Week #7 | | | | | | | | | | |
|-------------------------------|---|---|---|---|------|-----|-----|-----|-----|-----|
| East Division | G | W | L | T | Pct | PF | PA | Pts | Hm | Aw |
| Hamilton | 6 | 3 | 3 | 0 | .500 | 182 | 198 | 6 | 2-2 | 1-1 |
| Toronto | 6 | 3 | 3 | 0 | .500 | 138 | 151 | 6 | 2-1 | 1-2 |
| Montréal | 6 | 3 | 3 | 0 | .500 | 164 | 188 | 6 | 2-1 | 1-2 |
| Winnipeg | 6 | 1 | 5 | 0 | .167 | 127 | 199 | 2 | 1-1 | 0-4 |

| West Division | G | W | L | T | Pct | PF | PA | Pts | Hm | Aw |
|---------------|---|---|---|---|------|-----|-----|-----|-----|-----|
| Edmonton | 6 | 4 | 2 | 0 | .667 | 139 | 99 | 8 | 3-0 | 1-2 |
| BC | 6 | 4 | 2 | 0 | .667 | 158 | 119 | 8 | 2-1 | 2-1 |
| Calgary | 6 | 3 | 3 | 0 | .500 | 186 | 174 | 6 | 2-1 | 1-2 |
| Saskatchewan | 6 | 3 | 3 | 0 | .500 | 175 | 141 | 6 | 2-1 | 1-2 |

| Club Communications & Media Coverage | | |
|--------------------------------------|--|---------------------|
| Winnipeg | Darren Cameron | Dir, Communications |
| (204) 784-7422 | dcameron@bluebombers.com | www.bluebombers.com |
| Radio - CJOB68: | Bob Irving, Mitch Zalnasky | |
| Hamilton | Scott McNaughton | Dir, Communications |
| (905) 966-8192 | smcnaughton@ticats.ca | www.ticats.ca |
| Radio - CHML 900: | Rick Zamperin, John Salavantis | |
| CFL Communications: | Contact: Steve Daniel, Jamie Dykstra, Olivier Poulin | |

Club Active Rosters - as of August 14, 2012

| Hamilton | | - CFL Profile - | | | | CFL | Status |
|----------|----------------------------|-----------------|----|----|-----|---------|--------|
| No | Player | Pos | St | Yr | GP | Last Wk | |
| 0 | BROWN, Darcy | RB | N | 4 | 54 | N | |
| 1 | BURRIS, Henry | QB | I | 14 | 198 | O | |
| 2 | SMITH, Bo | DB | I | 5 | 54 | D | |
| 3 | BESWICK, Marc | DB | N | 5 | 56 | N | |
| 4 | THOMAS, Carlos | DB | I | 2 | 19 | D | |
| 5 | WEBB, Dee | DB | I | 3 | 22 | D | |
| 6 | MURILLO, Armando | DB | I | 2 | 4 | DI | |
| 7 | CONGI, Luca | K | N | 7 | 93 | N | |
| 9 | WILLIAMS, Renauld | LB | I | 5 | 54 | D | |
| 11 | GIGUERE, Samuel | WR | N | 1 | 6 | O | |
| 12 | PORTER, Quinton | QB | I | 5 | 77 | N | |
| 18 | LEFEVOUR, Dan | QB | I | 1 | 6 | N | |
| 22 | COBOURNE, Avon | RB | I | 7 | 88 | R | |
| 24 | STEPHENSON, Daryl | RB | N | 5 | 44 | N | |
| 26 | BUCKNOR, Matt | DB | N | 1 | 6 | D | |
| 28 | JOHNSON, Jamall | LB | I | 8 | 98 | D | |
| 29 | WALKER, Chevon | RB | I | 1 | 6 | O | |
| 31 | TISDALE, Geoff | DB | I | 5 | 70 | D | |
| 32 | RWABUKAMBA, Chris | DB | N | 2 | 10 | R | |
| 34 | HINDS, Ryan | DB | N | 3 | 25 | N | |
| 35 | EIBEN, Kevin | LB | N | 12 | 171 | N | |
| 42 | RAY, Craig | DB | I | 1 | 2 | D | |
| 44 | BARTEL, Josh | K | N | 1 | 6 | N | |
| 45 | KANYA, Nathan | LB | N | 2 | 24 | N | |
| 51 | FORTIN, Marc-Antoine | DE | N | 1 | 3 | N | |
| 54 | SCOTT, Kevin | LB | N | 2 | 23 | N | |
| 55 | O'NEILL, Tim | OL | N | 5 | 74 | O | |
| 57 | HUSBAND, Cody | OL | N | 1 | 6 | N | |
| 59 | SIMMONS, Brian | OL | I | 2 | 16 | O | |
| 62 | HAGE, Marwan | OL | N | 9 | 124 | O | |
| 63 | DILE, Marc | OL | I | 1 | 6 | O | |
| 64 | HENNESSEY, Nick | OL | I | 1 | 0 | R | |
| 65 | BAILLARGEON, Pascal | OL | N | 1 | 1 | R | |
| 67 | DYAKOWSKI, Peter | OL | N | 5 | 79 | O | |
| 80 | WILLIAMS, Chris | WR | I | 2 | 21 | O | |
| 81 | KELLY, Aaron | WR | I | 2 | 11 | DI | |
| 83 | FANTUZ, Andy | WR | N | 7 | 83 | O | |
| 85 | CHARBONNEAU-CAMPEAU, Simon | WR | N | 1 | 3 | N | |
| 88 | STALA, Dave | WR | N | 10 | 118 | O | |
| 89 | JONES, Onrea | WR | I | 1 | 6 | O | |
| 90 | PEACH, Greg | DE | I | 4 | 40 | D | |
| 91 | BOUDREAUX, Brandon | DE | I | 1 | 6 | DI | |
| 92 | ROSE, Robert | DT | I | 2 | 9 | D | |
| 93 | BROWN, Ronnell | DT | I | 1 | 6 | D | |
| 94 | MCELVEEN, Jermaine | DL | I | 5 | 59 | D | |
| 98 | STEELE, Eddie | DT | N | 2 | 24 | N | |

| Winnipeg | | - CFL Profile - | | | | CFL | Status |
|----------|----------------------|-----------------|----|----|-----|---------|--------|
| No | Player | Pos | St | Yr | GP | Last Wk | |
| 0 | SEARS, Johnny | DB | I | 3 | 11 | D | |
| 1 | POBLAH, Kito | WR | N | 2 | 9 | O | |
| 2 | JOHNSON, Jovon | DB | I | 6 | 79 | D | |
| 5 | SIMPSON, Chad | RB | I | 1 | 4 | O | |
| 7 | BRINK, Alex | QB | I | 3 | 40 | O | |
| 9 | RENAUD, Mike | P | N | 4 | 51 | N | |
| 10 | MUAMBA, Henoc | LB | N | 2 | 17 | N | |
| 13 | MATTHEWS, Chris | WR | I | 1 | 6 | O | |
| 14 | ELLIOTT, Joey | QB | I | 3 | 22 | N | |
| 15 | WASHINGTON, Demond | DB | I | 1 | 6 | D | |
| 17 | PALARDY, Justin | K | N | 3 | 40 | N | |
| 18 | GOLTZ, Justin | QB | I | 2 | 18 | N | |
| 20 | BEASLEY, Deon | DB | I | 3 | 34 | D | |
| 23 | HEFNEY, Jonathan | DB | I | 4 | 48 | D | |
| 25 | BROWNE, Brady | DB | N | 5 | 34 | D | |
| 27 | PARKER, Terrell | LB | I | 1 | 4 | R | |
| 30 | FORD, William | RB | I | 1 | 1 | DI | |
| 32 | RIVA, Nathan | RB | I | 1 | 3 | R | |
| 33 | WEST, Dan | DB | N | 1 | 5 | N | |
| 34 | MCGEE, Jeremy | DB | I | 1 | 2 | DI | |
| 38 | BOWMAN, Marcellus | LB | I | 3 | 31 | D | |
| 39 | PONTBRIAND, Michel-P | FB | N | 2 | 15 | N | |
| 44 | MATECHUK, Jordan | FB | I | 4 | 41 | R | |
| 47 | LABBE, Pierre-Luc | LB | N | 5 | 74 | D | |
| 50 | CVETKOVIC, Chris | LS | N | 11 | 144 | N | |
| 54 | MAINOR, Kenny | DE | I | 2 | 17 | DI | |
| 55 | SWISTON, Paul | OT | N | 1 | 6 | N | |
| 56 | KASHAMA, Fernand | DE | N | 4 | 45 | N | |
| 62 | MORLEY, Steve | G | N | 7 | 85 | O | |
| 64 | GREAVES, Chris | G | N | 3 | 29 | O | |
| 66 | TAORMINA, Jordan | OT | I | 1 | 6 | O | |
| 67 | KOWALCZUK, Chris | C | N | 1 | 2 | N | |
| 68 | SORENSEN, Justin | C | N | 3 | 41 | O | |
| 69 | JANUARY, Glenn | OT | I | 6 | 71 | O | |
| 80 | DONEFF, Cassidy | WR | N | 2 | 5 | N | |
| 81 | WATSON, Cory | WR | I | 3 | 35 | O | |
| 82 | EDWARDS, Terrence | SB | I | 8 | 102 | O | |
| 87 | KOHLERT, Rory | WR | N | 1 | 6 | N | |
| 88 | ETIENNE, Jade | WR | N | 2 | 23 | N | |
| 89 | DENMARK, Clarence | SB | I | 2 | 23 | O | |
| 90 | COLLIER, Brandon | DT | I | 1 | 5 | D | |
| 91 | GILMORE, J.T. | DE | I | 1 | 2 | D | |
| 92 | TURNER, Bryant | DT | I | 2 | 18 | R | |
| 95 | THOMAS, Jake | DT | N | 1 | 5 | N | |
| 96 | HALL, Alex | DE | I | 1 | 6 | D | |
| 98 | VEGA, Jason | DE | I | 2 | 17 | D | |

Rosters: "O" & "D" Started on Offence/Defence; "N" & "DI" Substitute; "R" Reserve; "IL" Injured List; "--" Not on roster. Rosters subject to change up to one hour before kickoff.



CFL Schedule Week #: 8

Games: 33 - 36

August 16-19, 2012

East Division Schedules

| Hamilton | PF | Opp | PA | Record |
|-----------|------|-----|----|--------|
| 9 Jun 29 | H 16 | Ssk | 43 | L 0-1 |
| 14 Jul 06 | A 36 | BC | 39 | L 0-2 |
| 20 Jul 14 | H 36 | Tor | 27 | W 1-2 |
| 24 Jul 21 | H 39 | Mtl | 24 | W 2-2 |
| 27 Jul 28 | A 35 | Ssk | 34 | W 3-2 |
| 31 Aug 09 | H 20 | Cgy | 31 | L 3-3 |
| 33 Aug 16 | A | Wpg | | |
| 37 Aug 23 | A | Mtl | | |
| 43 Sep 03 | H | Tor | | |
| 46 Sep 08 | A | Tor | | |
| 50 Sep 15 | H | Edm | | |
| 53 Sep 21 | A | Wpg | | |
| 57 Sep 28 | H | Mtl | | |
| 61 Oct 05 | A | Edm | | |
| 65 Oct 12 | H | BC | | |
| 72 Oct 20 | A | Cgy | | |
| 74 Oct 27 | H | Wpg | | |
| 77 Nov 01 | A | Tor | | |

West Division Schedules

| BC Lions | PF | Opp | PA | Record |
|-----------|------|-----|----|--------|
| 10 Jun 29 | H 33 | Wpg | 16 | W 1-0 |
| 14 Jul 06 | H 39 | Ham | 36 | W 2-0 |
| 19 Jul 14 | A 20 | Ssk | 23 | L 2-1 |
| 23 Jul 20 | H 14 | Edm | 27 | L 2-2 |
| 28 Jul 28 | A 34 | Cgy | 8 | W 3-2 |
| 30 Aug 06 | A 18 | Tor | 9 | W 4-2 |
| 36 Aug 19 | H | Ssk | | |
| 38 Aug 24 | A | Wpg | | |
| 41 Aug 31 | A | Mtl | | |
| 47 Sep 08 | H | Mtl | | |
| 51 Sep 15 | H | Tor | | |
| 54 Sep 22 | A | Edm | | |
| 60 Sep 29 | A | Ssk | | |
| 62 Oct 06 | H | Cgy | | |
| 65 Oct 12 | A | Ham | | |
| 70 Oct 19 | H | Edm | | |
| 73 Oct 26 | A | Cgy | | |
| 80 Nov 03 | H | Ssk | | |

| Montreal | PF | Opp | PA | Record |
|-----------|------|-----|----|--------|
| 12 Jul 01 | A 10 | Cgy | 38 | L 0-1 |
| 13 Jul 06 | H 41 | Wpg | 30 | W 1-1 |
| 17 Jul 12 | H 33 | Cgy | 32 | W 2-1 |
| 24 Jul 21 | A 24 | Ham | 39 | L 2-2 |
| 26 Jul 27 | H 20 | Tor | 23 | L 2-3 |
| 29 Aug 03 | A 36 | Wpg | 26 | W 3-3 |
| 34 Aug 17 | A | Edm | | |
| 37 Aug 23 | H | Ham | | |
| 41 Aug 31 | H | BC | | |
| 47 Sep 08 | A | BC | | |
| 52 Sep 16 | H | Ssk | | |
| 55 Sep 23 | H | Tor | | |
| 57 Sep 28 | A | Ham | | |
| 63 Oct 08 | H | Wpg | | |
| 68 Oct 14 | A | Tor | | |
| 71 Oct 20 | A | Ssk | | |
| 76 Oct 28 | H | Edm | | |
| 79 Nov 03 | A | Wpg | | |

| Calgary | PF | Opp | PA | Record |
|-----------|------|-----|----|--------|
| 12 Jul 01 | H 38 | Mtl | 10 | W 1-0 |
| 15 Jul 07 | A 36 | Tor | 39 | L 1-1 |
| 17 Jul 12 | A 32 | Mtl | 33 | L 1-2 |
| 22 Jul 19 | H 41 | Ssk | 38 | W 2-2 |
| 28 Jul 28 | H 8 | BC | 34 | L 2-3 |
| 31 Aug 09 | A 31 | Ham | 20 | W 3-3 |
| 35 Aug 18 | H | Tor | | |
| 39 Aug 25 | A | Ssk | | |
| 44 Sep 03 | H | Edm | | |
| 45 Sep 07 | A | Edm | | |
| 49 Sep 14 | H | Wpg | | |
| 56 Sep 23 | A | Ssk | | |
| 58 Sep 28 | H | Edm | | |
| 62 Oct 06 | A | BC | | |
| 66 Oct 13 | A | Wpg | | |
| 72 Oct 20 | H | Ham | | |
| 73 Oct 26 | H | BC | | |
| 78 Nov 02 | A | Edm | | |

| Toronto | PF | Opp | PA | Record |
|-----------|------|-----|----|--------|
| 11 Jun 30 | A 15 | Edm | 19 | L 0-1 |
| 15 Jul 07 | H 39 | Cgy | 36 | W 1-1 |
| 20 Jul 14 | A 27 | Ham | 36 | L 1-2 |
| 21 Jul 18 | H 25 | Wpg | 22 | W 2-2 |
| 26 Jul 27 | A 23 | Mtl | 20 | W 3-2 |
| 30 Aug 06 | H 9 | BC | 18 | L 3-3 |
| 35 Aug 18 | A | Cgy | | |
| 40 Aug 27 | H | Edm | | |
| 43 Sep 03 | A | Ham | | |
| 46 Sep 08 | H | Ham | | |
| 51 Sep 15 | A | BC | | |
| 55 Sep 23 | A | Mtl | | |
| 59 Sep 29 | A | Wpg | | |
| 64 Oct 08 | H | Ssk | | |
| 68 Oct 14 | H | Mtl | | |
| 69 Oct 19 | H | Wpg | | |
| 75 Oct 27 | A | Ssk | | |
| 77 Nov 01 | H | Ham | | |

| Edmonton | PF | Opp | PA | Record |
|-----------|------|-----|----|--------|
| 11 Jun 30 | H 19 | Tor | 15 | W 1-0 |
| 16 Jul 08 | A 1 | Ssk | 17 | L 1-1 |
| 18 Jul 13 | H 42 | Wpg | 10 | W 2-1 |
| 23 Jul 20 | A 27 | BC | 14 | W 3-1 |
| 25 Jul 26 | A 22 | Wpg | 23 | L 3-2 |
| 32 Aug 10 | H 28 | Ssk | 20 | W 4-2 |
| 34 Aug 17 | H | Mtl | | |
| 40 Aug 27 | A | Tor | | |
| 44 Sep 03 | A | Cgy | | |
| 45 Sep 07 | H | Cgy | | |
| 50 Sep 15 | A | Ham | | |
| 54 Sep 22 | H | BC | | |
| 58 Sep 28 | A | Cgy | | |
| 61 Oct 05 | H | Ham | | |
| 67 Oct 13 | H | Ssk | | |
| 70 Oct 19 | A | BC | | |
| 76 Oct 28 | A | Mtl | | |
| 78 Nov 02 | H | Cgy | | |

| Winnipeg | PF | Opp | PA | Record |
|-----------|------|-----|----|--------|
| 10 Jun 29 | A 16 | BC | 33 | L 0-1 |
| 13 Jul 06 | A 30 | Mtl | 41 | L 0-2 |
| 18 Jul 13 | A 10 | Edm | 42 | L 0-3 |
| 21 Jul 18 | A 22 | Tor | 25 | L 0-4 |
| 25 Jul 26 | H 23 | Edm | 22 | W 1-4 |
| 29 Aug 03 | H 26 | Mtl | 36 | L 1-5 |
| 33 Aug 16 | H | Ham | | |
| 38 Aug 24 | H | BC | | |
| 42 Sep 02 | A | Ssk | | |
| 48 Sep 09 | H | Ssk | | |
| 49 Sep 14 | A | Cgy | | |
| 53 Sep 21 | H | Ham | | |
| 59 Sep 29 | H | Tor | | |
| 63 Oct 08 | A | Mtl | | |
| 66 Oct 13 | H | Cgy | | |
| 69 Oct 19 | A | Tor | | |
| 74 Oct 27 | A | Ham | | |
| 79 Nov 03 | H | Mtl | | |

| Saskatchewan | PF | Opp | PA | Record |
|--------------|------|-----|----|--------|
| 9 Jun 29 | A 43 | Ham | 16 | W 1-0 |
| 16 Jul 08 | H 17 | Edm | 1 | W 2-0 |
| 19 Jul 14 | H 23 | BC | 20 | W 3-0 |
| 22 Jul 19 | A 38 | Cgy | 41 | L 3-1 |
| 27 Jul 28 | H 34 | Ham | 35 | L 3-2 |
| 32 Aug 10 | A 20 | Edm | 28 | L 3-3 |
| 36 Aug 19 | A | BC | | |
| 39 Aug 25 | H | Cgy | | |
| 42 Sep 02 | H | Wpg | | |
| 48 Sep 09 | A | Wpg | | |
| 52 Sep 16 | A | Mtl | | |
| 56 Sep 23 | H | Cgy | | |
| 60 Sep 29 | H | BC | | |
| 64 Oct 08 | A | Tor | | |
| 67 Oct 13 | A | Edm | | |
| 71 Oct 20 | H | Mtl | | |
| 75 Oct 27 | H | Tor | | |
| 80 Nov 03 | A | BC | | |

2012 CFL Schedule by Week

2012 Avg Att: 27,604

| Wk | Gm | Date / Day | ET | Away | Home | Attend |
|----|----|------------|-----|----------|------------|-----------|
| 1 | 9 | Jun 29 | Fri | 7:00 PM | Ssk at Ham | 16 25,682 |
| | 10 | Jun 29 | Fri | 10:00 PM | Wpg at BC | 33 29,351 |
| | 11 | Jun 30 | Sat | 7:00 PM | Tor at Edm | 19 35,538 |
| | 12 | Jul 01 | Sun | 7:00 PM | Mtl at Cgy | 38 26,387 |
| 2 | 13 | Jul 06 | Fri | 7:00 PM | Wpg at Mtl | 41 21,016 |
| | 14 | Jul 06 | Fri | 10:00 PM | Ham at BC | 39 25,109 |
| | 15 | Jul 07 | Sat | 3:00 PM | Cgy at Tor | 39 20,682 |
| | 16 | Jul 08 | Sun | 7:00 PM | Edm at Ssk | 17 31,459 |
| 3 | 17 | Jul 12 | Thu | 7:30 PM | Cgy at Mtl | 33 21,074 |
| | 18 | Jul 13 | Fri | 9:00 PM | Wpg at Edm | 42 32,067 |
| | 19 | Jul 14 | Sat | 3:00 PM | BC at Ssk | 23 32,080 |
| | 20 | Jul 14 | Sat | 7:00 PM | Tor at Ham | 36 24,264 |
| 4 | 21 | Jul 18 | Wed | 7:30 PM | Wpg at Tor | 25 22,485 |
| | 22 | Jul 19 | Thu | 9:00 PM | Ssk OT Cgy | 41 32,228 |
| | 23 | Jul 20 | Fri | 10:00 PM | Edm at BC | 14 28,335 |
| | 24 | Jul 21 | Sat | 7:00 PM | Mtl at Ham | 39 23,392 |
| 5 | 25 | Jul 26 | Thu | 8:30 PM | Edm at Wpg | 23 29,533 |
| | 26 | Jul 27 | Fri | 7:30 PM | Tor at Mtl | 20 22,753 |
| | 27 | Jul 28 | Sat | 6:00 PM | Ham at Ssk | 34 32,898 |
| | 28 | Jul 28 | Sat | 9:00 PM | BC at Cgy | 8 27,968 |
| 6 | 29 | Aug 03 | Fri | 8:30 PM | Mtl at Wpg | 26 29,533 |
| | 30 | Aug 06 | Mon | 5:00 PM | BC at Tor | 9 22,841 |
| 7 | 31 | Aug 09 | Thu | 7:00 PM | Cgy at Ham | 20 22,635 |
| | 32 | Aug 10 | Fri | 9:30 PM | Ssk at Edm | 28 43,178 |
| 8 | 33 | Aug 16 | Thu | 8:00 PM | Ham at Wpg | |
| | 34 | Aug 17 | Fri | 9:00 PM | Mtl at Edm | |
| | 35 | Aug 18 | Sat | 7:00 PM | Tor at Cgy | |
| | 36 | Aug 19 | Sun | 7:00 PM | Ssk at BC | |
| 9 | 37 | Aug 23 | Thu | 7:30 PM | Ham at Mtl | |
| | 38 | Aug 24 | Fri | 8:00 PM | BC at Wpg | |
| | 39 | Aug 25 | Sat | 3:00 PM | Cgy at Ssk | |
| | 40 | Aug 27 | Mon | 7:30 PM | Edm at Tor | |
| 10 | 41 | Aug 31 | Fri | 7:30 PM | BC at Mtl | |
| | 42 | Sep 02 | Sun | 4:00 PM | Wpg at Ssk | |
| | 43 | Sep 03 | Mon | 1:00 PM | Tor at Ham | |
| | 44 | Sep 03 | Mon | 4:30 PM | Edm at Cgy | |
| 11 | 45 | Sep 07 | Fri | 9:00 PM | Cgy at Edm | |
| | 46 | Sep 08 | Sat | 1:00 PM | Ham at Tor | |
| | 47 | Sep 08 | Sat | 4:00 PM | Mtl at BC | |
| | 48 | Sep 09 | Sun | 1:00 PM | Ssk at Wpg | |
| 12 | 49 | Sep 14 | Fri | 9:00 PM | Wpg at Cgy | |
| | 50 | Sep 15 | Sat | 3:00 PM | Edm at Ham | |
| | 51 | Sep 15 | Sat | 7:00 PM | Tor at BC | |
| | 52 | Sep 16 | Sun | 1:00 PM | Ssk at Mtl | |
| 13 | 53 | Sep 21 | Fri | 8:00 PM | Ham at Wpg | |
| | 54 | Sep 22 | Sat | 7:30 PM | BC at Edm | |
| | 55 | Sep 23 | Sun | 1:00 PM | Tor at Mtl | |
| | 56 | Sep 23 | Sun | 4:00 PM | Cgy at Ssk | |
| 14 | 57 | Sep 28 | Fri | 7:00 PM | Mtl at Ham | |
| | 58 | Sep 28 | Fri | 10:00 PM | Edm at Cgy | |
| | 59 | Sep 29 | Sat | 7:00 PM | Tor at Wpg | |
| | 60 | Sep 29 | Sat | 10:00 PM | BC at Ssk | |
| 15 | 61 | Oct 05 | Fri | 9:00 PM | Ham at Edm | |
| | 62 | Oct 06 | Sat | 10:00 PM | Cgy at BC | |
| | 63 | Oct 08 | Mon | 1:00 PM | Wpg at Mtl | |
| | 64 | Oct 08 | Mon | 4:30 PM | Ssk at Tor | |
| 16 | 65 | Oct 12 | Fri | 7:30 PM | BC at Ham | |
| | 66 | Oct 13 | Sat | 1:00 PM | Cgy at Wpg | |
| | 67 | Oct 13 | Sat | 4:00 PM | Ssk at Edm | |
| | 68 | Oct 14 | Sun | 1:00 PM | Mtl at Tor | |
| 17 | 69 | Oct 19 | Fri | 7:00 PM | Wpg at Tor | |
| | 70 | Oct 19 | Fri | 10:00 PM | Edm at BC | |
| | 71 | Oct 20 | Sat | 3:30 PM | Mtl at Ssk | |
| | 72 | Oct 20 | Sat | 7:00 PM | Ham at Cgy | |
| 18 | 73 | Oct 26 | Fri | 9:00 PM | BC at Cgy | |
| | 74 | Oct 27 | Sat | 1:00 PM | Wpg at Ham | |
| | 75 | Oct 27 | Sat | 4:00 PM | Tor at Ssk | |
| | 76 | Oct 28 | Sun | 1:00 PM | Edm at Mtl | |
| 19 | 77 | Nov 01 | Thu | 7:30 PM | Ham at Tor | |
| | 78 | Nov 02 | Fri | 9:00 PM | Cgy at Edm | |
| | 79 | Nov 03 | Sat | 3:00 PM | Mtl at Wpg | |
| | 80 | Nov 03 | Sat | 10:00 PM | Ssk at BC | |
| P1 | 81 | Nov 11 | Sun | | | |
| | 82 | Nov 11 | Sun | | | |
| P2 | 83 | Nov 18 | Sun | | | |
| | 84 | Nov 18 | Sun | | | |
| GC | 85 | Nov 25 | Sun | | | |



CFL Week #6 & 7 - Games #29-32

August 3-10, 2012

Gm #: 29 Wpg vs Mtl Aug 03



| SCORING | 1 | 2 | 3 | 4 | TOT |
|----------|---|---|---|----|-----|
| Winnipeg | 0 | 3 | 0 | 23 | 26 |
| Montreal | 8 | 7 | 6 | 15 | 36 |

GAME LEADERS

| Rushing | | | Receiving | | | |
|----------|---------------|-------------|-----------|----|-----|----|
| Wpg | No | Yds | Wpg | No | Yds | TD |
| Simpson | 7 | 65 | Edwards | 8 | 120 | 0 |
| Brink | 3 | 13 | Simpson | 3 | 40 | 0 |
| Ford | 1 | 4 | Matthews | 5 | 39 | 0 |
| Mtl | No | Yds | Ford | 3 | 38 | 0 |
| Whitaker | 18 | 115 | Poblah | 2 | 30 | 0 |
| Calvillo | 2 | 13 | Denmark | 2 | 28 | 1 |
| Anderson | 4 | 4 | Watson | 2 | 16 | 1 |
| Passing | | | Mtl | | | |
| Wpg | A-C-Yd-I-TD | Richardson | 4 | 91 | 2 | |
| Brink | 39-25-311-0-2 | Green | 3 | 88 | 0 | |
| | | Deslauriers | 1 | 71 | 0 | |
| | | Whitaker | 6 | 64 | 0 | |
| Mtl | A-C-Yd-I-TD | Lavoie | 1 | 28 | 0 | |
| Calvillo | 29-17-368-0-2 | London | 1 | 19 | 0 | |
| | | Bratton | 1 | 7 | 0 | |

| GAME DATA | Wpg | Mtl |
|-----------------|-------|-------|
| First downs | 22 | 23 |
| Rushing yards | 82 | 133 |
| Passing yards | 311 | 368 |
| Team Losses | 27 | 29 |
| Net Offence | 366 | 472 |
| No of rushes | 11 | 25 |
| Avg rush | 7.5 | 5.3 |
| Pass attempts | 39 | 25 |
| Completions | 25 | 17 |
| Comp % | 64.1 | 68.0 |
| Interceptions | 0 | 0 |
| TD passes | 2 | 2 |
| Fumbles lost | 1 | 0 |
| T/Os on dns | 0 | 0 |
| Turnovers | 1 | 0 |
| Penalties | 8 | 9 |
| Penalty yds | 80 | 60 |
| QB Sacks By | 3 | 3 |
| Time of Poss | 25:53 | 34:07 |
| Field goal atts | 1 | 4 |
| Field goals | 1 | 4 |

Gm #: 30 Tor vs BC Aug 06



| SCORING | 1 | 2 | 3 | 4 | TOT |
|---------|----|---|---|---|-----|
| Toronto | 0 | 6 | 3 | 0 | 9 |
| BC | 10 | 1 | 0 | 7 | 18 |

GAME LEADERS

| Rushing | | | Receiving | | | |
|---------|---------------|------------|-----------|----|-----|----|
| Tor | No | Yds | Tor | No | Yds | TD |
| Boyd | 8 | 23 | Owens | 7 | 73 | 0 |
| Jackson | 3 | 7 | Durie | 6 | 66 | 0 |
| Durie | 2 | 6 | Inman | 4 | 33 | 0 |
| BC | No | Yds | Boyd | 6 | 25 | 0 |
| Harris | 13 | 60 | Williams | 1 | 10 | 0 |
| Lulay | 4 | 32 | Watt | 1 | 8 | 0 |
| Passing | | | BC | | | |
| Tor | A-C-Yd-I-TD | Bruce | 3 | 39 | 0 | |
| Ray | 34-25-215-300 | Harris | 2 | 4 | 0 | |
| | | Simon | 2 | 26 | 0 | |
| | | Jackson, E | 4 | 87 | 0 | |
| BC | A-C-Yd-I-TD | Gore | 4 | 31 | 0 | |
| Lulay | 27-18-205-0-1 | Foster | 3 | 18 | 1 | |

| GAME DATA | Tor | BC |
|-----------------|-------|-------|
| First downs | 15 | 16 |
| Rushing yards | 37 | 134 |
| Passing yards | 215 | 205 |
| Team Losses | 32 | 7 |
| Net Offence | 220 | 332 |
| No of rushes | 14 | 21 |
| Avg rush | 2.6 | 6.4 |
| Pass attempts | 34 | 27 |
| Completions | 25 | 18 |
| Comp % | 73.5 | 66.7 |
| Interceptions | 3 | 0 |
| TD passes | 0 | 1 |
| Fumbles lost | 1 | 0 |
| T/Os on dns | 0 | 0 |
| Turnovers | 4 | 0 |
| Penalties | 11 | 16 |
| Penalty yds | 85 | 100 |
| QB Sacks By | 1 | 4 |
| Time of Poss | 31:09 | 28:51 |
| Field goal atts | 3 | 1 |
| Field goals | 3 | 1 |

Gm #: 31 Ham vs Cgy Aug 09



| SCORING | 1 | 2 | 3 | 4 | TOT |
|----------|---|----|----|----|-----|
| Hamilton | 0 | 10 | 10 | 0 | 20 |
| Calgary | 0 | 7 | 10 | 14 | 31 |

GAME LEADERS

| Rushing | | | Receiving | | | |
|---------|---------------|---------|---------------|----|-----|----|
| Ham | No | Yds | Ham | No | Yds | TD |
| Walker | 10 | 68 | Fantuz | 6 | 77 | 0 |
| Burris | 1 | 9 | Charbonneau | 3 | 45 | 0 |
| Giguere | 1 | 6 | Giguere | 2 | 37 | 0 |
| Cgy | No | Yds | Williams | 2 | 37 | 0 |
| Cornish | 20 | 170 | Walker | 4 | 35 | 1 |
| Glenn | 2 | 22 | Jones | 2 | 20 | 0 |
| Bryant | 3 | 19 | Stala | 2 | 16 | 0 |
| Passing | | | Cgy | | | |
| Ham | A-C-Yd-I-TD | Cornish | 6 | 47 | 0 | |
| Burris | 40-21-267-1-1 | Lewis | 5 | 40 | 1 | |
| | | Cote | 2 | 30 | 0 | |
| | | Bauman | 2 | 24 | 0 | |
| Cgy | A-C-Yd-I-TD | Glenn | 28-15-141-0-1 | | | |

| GAME DATA | Ham | Cgy |
|-----------------|-------|-------|
| First downs | 20 | 23 |
| Rushing yards | 84 | 233 |
| Passing yards | 267 | 141 |
| Team Losses | 0 | 0 |
| Net Offence | 351 | 374 |
| No of rushes | 13 | 30 |
| Avg rush | 6.5 | 7.8 |
| Pass attempts | 40 | 28 |
| Completions | 21 | 15 |
| Comp % | 52.5 | 53.6 |
| Interceptions | 1 | 0 |
| TD passes | 1 | 1 |
| Fumbles lost | 1 | 1 |
| T/Os on dns | 0 | 1 |
| Turnovers | 2 | 2 |
| Penalties | 13 | 11 |
| Penalty yds | 91 | 96 |
| QB Sacks By | 0 | 0 |
| Time of Poss | 26:27 | 33:33 |
| Field goal atts | 2 | 1 |
| Field goals | 2 | 1 |

Gm #: 32 Edm vs Ssk Aug 10



| SCORING | 1 | 2 | 3 | 4 | TOT |
|--------------|---|---|----|---|-----|
| Edmonton | 3 | 7 | 10 | 8 | 28 |
| Saskatchewan | 3 | 7 | 7 | 3 | 20 |

GAME LEADERS

| Rushing | | | Receiving | | | |
|---------|---------------|----------|-----------|-----|-----|----|
| Edm | No | Yds | Edm | No | Yds | TD |
| Charles | 14 | 67 | Stamps | 7 | 82 | 0 |
| McCarty | 2 | 13 | Coehoorn | 3 | 66 | 0 |
| Jyles | 1 | 11 | Carr | 3 | 46 | 0 |
| Ssk | No | Yds | Carter | 1 | 41 | 0 |
| Sheets | 17 | 78 | Koch | 1 | 30 | 1 |
| Durant | 1 | 27 | Collins | 2 | 14 | 0 |
| Willy | 2 | 1 | Charles | 1 | 3 | 0 |
| Passing | | | Ssk | | | |
| Edm | A-C-Yd-I-TD | Sheets | 6 | 138 | 0 | |
| Jyles | 23-18-282-0-1 | Dressler | 5 | 84 | 0 | |
| Joseph | 1-0-0-0-0 | Smith | 4 | 82 | 0 | |
| | | J-Harris | 2 | 38 | 0 | |
| Ssk | A-C-Yd-I-TD | Getzlaf | 2 | 23 | 0 | |
| Durant | 35-24-401-2-0 | Sanders | 3 | 19 | 0 | |
| | | Sisco | 2 | 17 | 0 | |

| GAME DATA | Edm | Ssk |
|-----------------|-------|-------|
| First downs | 18 | 23 |
| Rushing yards | 84 | 106 |
| Passing yards | 282 | 401 |
| Team Losses | 16 | 16 |
| Net Offence | 350 | 491 |
| No of rushes | 19 | 20 |
| Avg rush | 4.4 | 5.3 |
| Pass attempts | 24 | 35 |
| Completions | 18 | 24 |
| Comp % | 75.0 | 68.6 |
| Interceptions | 0 | 2 |
| TD passes | 1 | 0 |
| Fumbles lost | 0 | 1 |
| T/Os on dns | 0 | 0 |
| Turnovers | 0 | 3 |
| Penalties | 11 | 13 |
| Penalty yds | 70 | 90 |
| QB Sacks By | 2 | 2 |
| Time of Poss | 28:05 | 31:55 |
| Field goal atts | 2 | 2 |
| Field goals | 2 | 2 |

**WEEK #8 · AUGUST 16-19 · CFL NOTES & TRENDS****1. CFL-Wide Stats Review – Year to Year: (2012: 24 games 2011: 72 games)**

Some key statistical indicators that suggest important CFL trends for 2012:

| Category | 2012 | 2011 | % chg | Category | 2012 | 2011 | % chg |
|---------------------------------------|-----------------|-----------------|-------|----------------------------------|-------|-------|-------|
| Points per game | 52.9 | 50.3 | +5% | Average rushing yards per game | 197 | 216 | -11% |
| Pct of total points scored after T/Os | 18% | 19% | None | Average passing yards per game | 568 | 528 | +8% |
| Turnovers per game | 3.9 | 4.4 | -11% | QB Sacks per game | 3.8 | 4.2 | -9% |
| Games decided by 0-4 points | 10 of 24 42% | 15 of 72 21% | +21% | Penalties per game | 19.1 | 18.2 | +5% |
| Won by team trailing after 3rd Q | 5 of 24 | 7 of 72 | +11% | Field goal success rate | 81.7% | 82.2% | -0.5% |
| Kick return Touchdowns | 7 in 24 | 8 in 72 | +163% | Average gain on first down plays | 6.8 | 6.5 | +5% |
| | | | | "Big plays" per game * | 6.0 | 5.2 | +15% |

* "Big plays" = 20+ yard rushes, 30+ passes, 30+ punt/FG miss returns, 40+ kickoff returns

2. Recent CFL Trends**A New Standard for Parity:**

In the last 62 years back to 1950, **only once before (1974) has every CFL club had at least two losses after six games.** The standings in the CFL as of September 2, 1974:

| Eastern Conference | | | | | | Western Conference | | | | | |
|--------------------|---|---|---|-----|-----|--------------------|---|---|---|-----|-----|
| | W | L | T | PF | PA | | W | L | T | PF | PA |
| Montreal | 4 | 2 | 0 | 132 | 102 | BC Lions | 4 | 2 | 0 | 121 | 92 |
| Toronto | 3 | 3 | 0 | 113 | 111 | Saskatchewan | 4 | 2 | 0 | 102 | 110 |
| Ottawa | 3 | 3 | 0 | 92 | 105 | Edmonton | 3 | 2 | 0 | 112 | 64 |
| Hamilton | 2 | 4 | 0 | 93 | 125 | Winnipeg | 2 | 3 | 0 | 90 | 122 |
| | | | | | | Calgary | 1 | 5 | 0 | 102 | 126 |

Heading into 2012 Week #8:

| East Division | | | | | | West Division | | | | | |
|---------------|---|---|---|-----|-----|---------------|---|---|---|-----|-----|
| | W | L | T | PF | PA | | W | L | T | PF | PA |
| Hamilton | 3 | 3 | 0 | 182 | 198 | Edmonton | 4 | 2 | 0 | 139 | 99 |
| Toronto | 3 | 3 | 0 | 138 | 151 | BC Lions | 4 | 2 | 0 | 158 | 119 |
| Montreal | 4 | 2 | 0 | 164 | 188 | Calgary | 3 | 4 | 0 | 186 | 174 |
| Winnipeg | 2 | 3 | 0 | 127 | 199 | Saskatchewan | 3 | 3 | 0 | 175 | 141 |

3. More CFL Notes for 2012

- **QB Sacks:** Sacks are **down 9%** from 2011 at 3.8 per game. The sack-free contest between Hamilton and Calgary was the first this season – there were just two games in 2011 without sacks. There have been only 30 sacks registered in the last 10 games overall (3.0 per game) after 62 in the first 14 games (4.4). Since 2008, CFL sacks leaders have tended to earn NFL tryouts including Cameron Wake, Stevie Baggs, John Chick, Phillip Hunt, and Justin Hickman. Add to that Solomon Elimimian and Jerrell Freeman, and CFL defenders have been the most sought-after players.
 - **BC Defence:** The Lions rank #1 in six defensive categories and have now gone back-to-back games without allowing an opponent TD (2 TDs in the last 46 possessions). This happened just once in all of 2011 when BC went three straight games without allowing a score, and just once in 2010 (Hamilton two in a row in October 2010).
 - **Steven Jyles 1st Down Excellence:** Edmonton's **Steven Jyles** went **13-for-13 on 1st down** passing last week – only the **second recorded 100% mark** since the CFL began publishing passing stats by down in 2008 (Ricky Ray 12/12 in Jul 30/09 v Mtl). Jyles' year in 3-game blocks: **#1-3: 68.1** rating with 3 Ints, 1 TD versus **#4-6: 110.5** rating, 0 Ints, 3 TDs.
 - **200+ Yards:** Getting 200+ from scrimmage in a game is rare enough but Calgary's **Jon Cornish** (217) and Saskatchewan's **Kory Sheets** (216) did it in the same week. Cornish set a 2012 league-high with 170 rushing yards, while Sheets became the **FIFTH** CFL running back to catch passes for 100+ yards this year (Harris, Charles, Whitaker, Walker).
 - **Punt Cover +:** Clubs have tightened punt coverage over the last 12 games compared to the first 12 (and with far less no yards calls as well). Over the last 12 games there have been just two punts returned for 30+ yards and none for TDs.
 - Gm 1-12:** 117 returns for 1,445 yds, 12.4 yds average, 13 returns of 30+ yards; (28 no yards penalties)
 - Gm 13-24:** 116 returns for 988 yards, 8.5 yds average, 2 returns of 30+ yards; (20 no yards penalties)
 - **FG Made %:** Clubs have also improved **FG success** in a major way of late.
 - Gm 1-12:** 52 of 69, **75%** (With 3 of the misses being brought back for TDs)
 - Gm 13-24:** 55 of 62, **89%** (CFL kickers have combined to **make their last 22 FG attempts** – last miss by C.Milo Jul 28th)
- Current Streaks:** P.McCallum 5, R.Paredes 9, G.Shaw 9, L.Congi 5, S.Whyte 4, S.DeAngelis 2, S.Waters 4, Palardy 9.



WEEK #8 · AUGUST 16-19 · CFL NOTES & TRENDS

3. More CFL Notes for 2012

- **Turnover Trend:** Of the last 168 games since the start of 2010, a team making more turnovers has won just 10.7% of the time (18 wins). Over the last 10 CFL games, **EIGHT winning teams have committed ZERO turnovers**. Winning clubs have averaged 1.2 turnovers per game in 2012. Overall, turnovers are **down 11%** from 2011 at 3.9 per game.
 - **Lead Changes:** Of the 24 games to date, 7 have had at least 3 lead changes including both games last week.
 - **Alouettes Offensive Turnaround:** Over their last two games, Montreal has averaged 440 yards, 33:45 of TOP, 53% on 2nd down conversions, and just 4 two-and-outs in 29 possessions. In the previous two weeks, they had 13 two-and-outs and just 26:57 of possession with a 33% mark on conversions.
 - **Burris & Calvillo:** Hamilton QB **Henry Burris** has 16 TD passes and just 3 interceptions in his last 5 games. **Anthony Calvillo** leads the CFL with 2,001 passing yards and is going for his fifth overall CFL yardage title. Sam Etcheverry (1954-1959) and Ron Lancaster (1960s & 1970s) share the all-time mark at six times atop Canadian football passers.
 - **Ted Laurent & Keron Williams:** They rank #1 and #2 in the CFL in sacks and have each had streaks with at least one in 5 straight games. For Laurent this has been a break-out year as he only one in his rookie season of 2011.
 - **J.C. Sherritt:** Leads the CFL in defensive tackles with 48 on pace for 144 – the league record is 129 set by Calvin Tiggler in 1994. Sherritt has had less than 7 tackles only once all season.
 - **Cornish Turnaround:** In certainly one of the great turnarounds in CFL history, Calgary's **Jon Cornish** went from 6 carries for a loss of one yard in Week #5 to a 2012 league-high of 170 yards on 20 attempts last week. He had two more 10+ yard rushes last time out (7) than the previous 5 games altogether to pull within one of leader Kory Sheets (13).
 - **Chad Owens 1000:** After six games, Owens is on pace to record 1,000 yard seasons in receiving (1,395), punt returns (1,071) and kickoff returns (1,797). In CFL history, only **Michael Clemons** has achieved that feat (1997).
 - **QB Streaks:** **Anthony Calvillo** has passed for more than 300 yards in 5 straight games, one short of his career high set on two occasions back in 2004-2005. **Travis Lulay** threw a TD pass last time out extending his streak to 17 straight games with at least one – he can enter the record book matching the fourth longest streak with another one this week.
 - **Edmonton 'D':** The Eskimos have held opponents to 9 offensive touchdowns and 99 total points with **20 points or less allowed in 5 of the first 6 games**. The last team to do that was Toronto in 2004 who allowed 20 points or less 5 times over the first six games on the way to a 4-2 record. Only BC has held opponents to less offensive TDs (8) than Edmonton.
 - **Kickoff Cover:** The Eskimos and **Grant Shaw** lead the CFL with an average of 69.0 yards per kickoff. With good coverage opponents have started drives at their own 28-yard line, compared to the CFL average of near the 35-yard line.
-

3. CFL Milestones & Streaks:

The following players have **consecutive streaks** that remain intact after Week #7:

Games played – Ryan Phillips (132), Kevin Glenn (104), Mike McCullough (98).

At least one reception – Geroy Simon (166 gms), Nik Lewis (146), Jamel Richardson (104), Fred Stamps (74), & Weston Dressler (33).

At least one TD pass – Travis Lulay (17 games). Lulay is within one game of the league's 4th longest TD pass streak (Khari Jones 18 games in a row across 2001-02). Sam Etcheverry holds the all-time record of 34 consecutive games (1954-56).

Henry Burris (43,042) and **Ricky Ray** (42,288) continue to move up the all-time passing list as they have reached the #6 and #7 spots this season after passing Doug Flutie earlier on. TSN's Matt Dunigan sits at #5 815 yards ahead of Burris. **Nik Lewis** has moved up to #20 with 9,716 receiving yards 21 yards behind Jim Sandusky (9,737) and 46 behind Rocky DiPietro (9,762). **Geroy Simon** (957) needs 10 catches to pass Allen Pitts (966) and move up to #4.

WEEK #8 · AUGUST 16-19 · CFL NOTES & TRENDS**4. Week #8 Game Preview:****CFL Game #33 · Aug 16/12 · Hamilton at Winnipeg**

This will be the first meeting of the season between these two clubs and though only the seventh game overall, the stakes are simply a difference of either three wins or just one in the East Division standings. The Tiger-Cats come off their first loss after a 3-game winning run while the Blue Bombers play their third straight game at home. Winnipeg announced early that Joey Elliott would be their third starting QB in seven games and will try to kick start the #8 offence in the league. Chad Simpson has had a major influence averaging a league-best 76.3 rushing yards per game accounting for 15 first downs and 349 yards from scrimmage overall.

Hamilton Tiger-Cats

- **Field position:** In their three wins, the Ti-Cats have started their drives on average from their own 40-yard line. In their three losses, they have started on average from their own 30.
 - **QB Henry Burris** has 16 TD passes in the last 5 games and ranks second in the CFL in passing yards with 1,807. It is his best start since 2008 when he had 1,945 yards after six games but only 12 TDs against 6 interceptions.
 - In each of the last four games (three of them wins), the Ti-Cats have drawn 10 or more penalties. Of their 62 penalties, 25 are procedure-type calls and the total yardage lost for the season is second best in the CFL at just 455 yards.
 - The Cats have scoring edges in three of four quarters this season except for the third when they have been outscored 27-74.
 - Ti-Cats games have featured very few sacks this season having allowed just 9 (#2 in the CFL) but with only six of their own. Hamilton has the #1 scoring offence in the CFL at 27.3 ppg and 19 offensive TDs.
 - Hamilton sits at 3-3 after six games for the second straight year. They have been 5-4 after nine games and 6-6 after 12 games in each of the last three years.
 - Rookie **Simon Charbonneau-Campeau** stepped in for Andy Fantuz last week and grabbed 3 receptions for 45 yards.
-

Winnipeg Blue Bombers

- In each of the last three games the Bombers have increased their scoring from 10 against Edmonton on Jul 13th to totals of 22, 23 and 26 last time out. They averaged 302 yards per game over the first four contests, but 384 per game over the last two.
 - **Terrence Edwards** has had 187 yards on 15 catches in the last two games to lead the club. **Chad Simpson** has averaged 114 yards from scrimmage over the last two games with 6 runs for 10+ yards.
 - **QB Joey Elliott** has had one stint of live action this season completing 11 of 18 passes for 193 yards, one INT and one TD in relief of starter Buck Pierce and first reliever Alex Brink on Jul 13/12 against Edmonton. He saw action in one game last season (Jul 14/11 vs Calgary).
 - **DL Alex Hall** has recorded 9 tackles and 3 sacks in his last three games, as many sacks as the rest of the defensive unit.
 - For the past two games, the Winnipeg defensive backfield has been without opening night starters **Brandon Stewart**, **Alex Suber** and **Ian Logan**. Of their five 2011 East Division defensive all-stars, only **Jovon Johnson** has been regularly available.
 - The Bombers cut their turnovers down to a season-low of just one last game versus Montreal after averaging 5.0 per game over the previous three contests (opponents cashed those 15 T/Os for 47 points).
 - Winnipeg swept last season's 3-game set with Hamilton winning by margins of 16, 3 and 8 points. Winnipeg overcome a 10-point deficit in the first game of the 2011 series to win 24-16.
-



Through CFL Week: **7** Regular Season Standings August 12, 2012

| BY DIVISION | | | | | | | | | | | HOME RECORD | | | | | AWAY RECORD | | | | | VS EAST | | | VS WEST | | |
|-------------------|-----------|-----------|-----------|----------|-------------|-------------|-----------|-------------|-----|-----------|-------------|----------|------------|------------|----------|-------------|----------|------------|------------|-----------|-----------|----------|-----------|-----------|----------|--|
| East Division | G | W | L | T | PF | PA | Pts | Pct | Str | W | L | T | PF | PA | W | L | T | PF | PA | W | L | T | W | L | T | |
| Toronto | 6 | 3 | 3 | 0 | 138 | 151 | 6 | .500 | 1L | 2 | 1 | 0 | 73 | 76 | 1 | 2 | 0 | 65 | 75 | 2 | 1 | 0 | 1 | 2 | 0 | |
| Hamilton | 6 | 3 | 3 | 0 | 182 | 198 | 6 | .500 | 1L | 2 | 2 | 0 | 111 | 125 | 1 | 1 | 0 | 71 | 73 | 2 | 0 | 0 | 1 | 3 | 0 | |
| Montréal | 6 | 3 | 3 | 0 | 164 | 188 | 6 | .500 | 1W | 2 | 1 | 0 | 94 | 85 | 1 | 2 | 0 | 70 | 103 | 2 | 2 | 0 | 1 | 1 | 0 | |
| Winnipeg | 6 | 1 | 5 | 0 | 127 | 199 | 2 | .167 | 1L | 1 | 1 | 0 | 49 | 58 | 0 | 4 | 0 | 78 | 141 | 0 | 3 | 0 | 1 | 2 | 0 | |
| West Division | G | W | L | T | PF | PA | Pts | Pct | Str | W | L | T | PF | PA | W | L | T | PF | PA | W | L | T | W | L | T | |
| Edmonton | 6 | 4 | 2 | 0 | 139 | 99 | 8 | .667 | 1W | 3 | 0 | 0 | 89 | 45 | 1 | 2 | 0 | 50 | 54 | 2 | 1 | 0 | 2 | 1 | 0 | |
| BC | 6 | 4 | 2 | 0 | 158 | 119 | 8 | .667 | 2W | 2 | 1 | 0 | 86 | 79 | 2 | 1 | 0 | 72 | 40 | 3 | 0 | 0 | 1 | 2 | 0 | |
| Calgary | 6 | 3 | 3 | 0 | 186 | 174 | 6 | .500 | 1W | 2 | 1 | 0 | 87 | 82 | 1 | 2 | 0 | 99 | 92 | 2 | 2 | 0 | 1 | 1 | 0 | |
| Saskatchewan | 6 | 3 | 3 | 0 | 175 | 141 | 6 | .500 | 3L | 2 | 1 | 0 | 74 | 56 | 1 | 2 | 0 | 101 | 85 | 1 | 1 | 0 | 2 | 2 | 0 | |
| CFL TOTALS | 24 | 24 | 24 | 0 | 1269 | 1269 | 48 | .500 | | 16 | 8 | 0 | 663 | 606 | 8 | 16 | 0 | 606 | 663 | 14 | 10 | 0 | 10 | 14 | 0 | |

| 2012 HEAD-TO-HEAD RESULTS TO WEEK #7 | | | | | | | | | |
|--------------------------------------|-----|-----|-----|-----|-----|-----|-----|-----|--|
| Team | BC | Cgy | Edm | Ssk | Ham | Mtl | Tor | Wpg | |
| BC | --- | 1-0 | 0-1 | 0-1 | 1-0 | 0-0 | 1-0 | 1-0 | |
| Calgary | 0-1 | --- | 0-0 | 1-0 | 1-0 | 1-1 | 0-1 | 0-0 | |
| Edmonton | 1-0 | 0-0 | --- | 1-1 | 0-0 | 0-0 | 1-0 | 1-1 | |
| Saskatchewan | 1-0 | 0-1 | 1-1 | --- | 1-1 | 0-0 | 0-0 | 0-0 | |
| Hamilton | 0-1 | 0-1 | 0-0 | 1-1 | --- | 1-0 | 1-0 | 0-0 | |
| Montréal | 0-0 | 1-1 | 0-0 | 0-0 | 0-1 | --- | 0-1 | 2-0 | |
| Toronto | 0-1 | 1-0 | 0-1 | 0-0 | 0-1 | 1-0 | --- | 1-0 | |
| Winnipeg | 0-1 | 0-0 | 1-1 | 0-0 | 0-0 | 0-2 | 0-1 | --- | |

| RESULTS & SCHEDULE | | | |
|--------------------|------|-----------|--|
| Date | Away | Home | |
| Aug 03 | Mtl | 36 Wpg 26 | |
| Aug 06 | BC | 18 Tor 9 | |
| Aug 09 | Cgy | 31 Ham 20 | |
| Aug 10 | Ssk | 20 Edm 28 | |
| Aug 16 | Ham | Wpg | |
| Aug 17 | Mtl | Edm | |
| Aug 18 | Tor | Cgy | |
| Aug 19 | Ssk | BC | |

Summary of Individual Leaders - Through Week #7 CFL.ca LCF.ca

| SCORING: CFL LEADERS | | | | | | | | | | | PASSING | | | | | | | | | | | | | | |
|--------------------------------|------|----|-----------------------------|-----|-----|-------------------|-----|-----|-----|-----|------------------|-----|-----|------------|-----|-------|-------|-----|-----|-----|-----|-----|-------|-------|----|
| Player | Team | TD | Rsh | Rec | Ret | C-2 | FG | C-1 | S | Pts | Player | Tm | GP | Att | Com | Pct | Yds | Int | TD | % | Per | Eff | | | |
| Whyte, S | Mtl | 0 | 0 | 0 | 0 | 0 | 14 | 16 | 4 | 62 | Calvillo, A | Mtl | 6 | 218 | 136 | 62.4 | 2,001 | 4 | 13 | 6.0 | 1.8 | 9.2 | 104.5 | | |
| McCallum, P | BC | 0 | 0 | 0 | 0 | 0 | 14 | 16 | 2 | 60 | Burris, H | Ham | 6 | 215 | 143 | 66.5 | 1,807 | 4 | 16 | 7.4 | 1.9 | 8.4 | 109.6 | | |
| Shaw, G | Edm | 0 | 0 | 0 | 0 | 0 | 14 | 13 | 1 | 56 | Durant, D | Ssk | 6 | 205 | 130 | 63.4 | 1,765 | 4 | 8 | 3.9 | 2.0 | 8.6 | 95.7 | | |
| Milo, C | Ssk | 0 | 0 | 0 | 0 | 0 | 11 | 16 | 6 | 55 | Ray, R | Tor | 6 | 215 | 150 | 69.8 | 1,757 | 7 | 8 | 3.7 | 3.3 | 8.2 | 93.1 | | |
| Paredes, R | Cgy | 0 | 0 | 0 | 0 | 0 | 12 | 18 | 0 | 54 | Lulay, T | BC | 6 | 198 | 133 | 67.2 | 1,636 | 5 | 10 | 5.1 | 2.5 | 8.3 | 98.8 | | |
| Palardy, J | Wpg | 0 | 0 | 0 | 0 | 0 | 13 | 9 | 0 | 48 | Jyles, S | Edm | 6 | 151 | 90 | 59.6 | 1,275 | 3 | 4 | 2.6 | 2.0 | 8.4 | 87.5 | | |
| Congi, L | Ham | 0 | 0 | 0 | 0 | 0 | 8 | 21 | 1 | 46 | Glenn, K | Cgy | 6 | 156 | 105 | 67.3 | 1,249 | 4 | 7 | 4.5 | 2.6 | 8.0 | 95.8 | | |
| Lewis, Nik | Cgy | 7 | 0 | 7 | 0 | 0 | 0 | 0 | 0 | 42 | Brink, A | Wpg | 6 | 159 | 85 | 53.5 | 1,043 | 6 | 5 | 3.1 | 3.8 | 6.6 | 68.7 | | |
| Walker, C | Ham | 7 | 3 | 4 | 0 | 0 | 0 | 0 | 0 | 42 | Tate, D | Cgy | 2 | 41 | 30 | 73.2 | 363 | 2 | 2 | 4.9 | 4.9 | 8.9 | 95.9 | | |
| Prefontaine, N | Tor | 0 | 0 | 0 | 0 | 0 | 10 | 5 | 2 | 37 | Pierce, B | Wpg | 3 | 40 | 24 | 60.0 | 327 | 2 | 1 | 2.5 | 5.0 | 8.2 | 73.6 | | |
| Williams, C | Ham | 6 | 0 | 3 | 3 | 0 | 0 | 0 | 0 | 36 | RECEIVING | | | | | | | | | | | | | | |
| Sheets, K | Ssk | 6 | 6 | 0 | 0 | 0 | 0 | 0 | 0 | 36 | Dressler, W | Ssk | 6 | 40 | 513 | 12.8 | 86 | 4 | 180 | 2 | 8 | 236 | | | |
| KICK LEADERS | | | | | | | | | | | Lewis, N | Cgy | 6 | 43 | 484 | 11.3 | 81 | 7 | 105 | 1 | 17 | 203 | | | |
| - Field Goal Accuracy - | | | | | | | | | | | Owens, C | Tor | 6 | 35 | 465 | 13.3 | 78 | 3 | 100 | 1 | 9 | 194 | | | |
| 40+ yd | | | | | | | | | | | Matthews, C | Wpg | 6 | 29 | 457 | 15.8 | 76 | 4 | 171 | 2 | 5 | 151 | | | |
| Palardy, J | Wpg | 14 | 13 | 93 | 46 | 0 | 4 | 3 | | 9 | Durie, A | Tor | 6 | 38 | 437 | 11.5 | 73 | 0 | 118 | 1 | 8 | 276 | | | |
| Paredes, R | Cgy | 13 | 12 | 92 | 46 | 0 | 5 | 4 | | 8 | Green, S.J. | Mtl | 6 | 25 | 433 | 17.3 | 72 | 1 | 120 | 2 | 10 | 200 | | | |
| Congi, L | Ham | 9 | 8 | 89 | 43 | 1 | 2 | 2 | | 5 | Williams, C | Ham | 6 | 32 | 424 | 13.3 | 71 | 2 | 115 | 3 | 7 | 235 | | | |
| Whyte, S | Mtl | 16 | 14 | 88 | 49 | 0 | 5 | 3 | | 4 | Fantuz, A | Ham | 6 | 29 | 414 | 14.3 | 69 | 2 | 135 | 1 | 8 | 97 | | | |
| Shaw, G | Edm | 16 | 14 | 88 | 45 | 0 | 5 | 4 | | 9 | Edwards, T | Wpg | 6 | 30 | 399 | 13.3 | 67 | 1 | 120 | 2 | 7 | 152 | | | |
| McCallum, P | BC | 17 | 14 | 82 | 45 | 0 | 4 | 1 | | 5 | Richardson, J | Mtl | 6 | 26 | 391 | 15.0 | 65 | 2 | 91 | 0 | 8 | 128 | | | |
| Prefontaine, N | Tor | 15 | 10 | 67 | 47 | 1 | 5 | 3 | | 0 | Getzlaf, C | Ssk | 6 | 24 | 377 | 15.7 | 63 | 2 | 96 | 0 | 11 | 110 | | | |
| Milo, C | Ssk | 17 | 11 | 65 | 50 | 1 | 8 | 4 | | 0 | London, B | Mtl | 6 | 20 | 376 | 18.8 | 63 | 2 | 120 | 3 | 6 | 52 | | | |
| DEFENSIVE TACKLES | | | | | | | | | | | Simon, G | BC | 6 | 22 | 329 | 15.0 | 55 | 0 | 105 | 1 | 9 | 76 | | | |
| Player | Team | DT | SPECIAL TEAM TACKLES | | | | | | | | | | | | | | | | | | | | | | |
| Sherritt, J.C. | Edm | 48 | Player | Tm | ST | RUSHING | | | | | | | | | | | | | | | | | | | |
| Bighill, A | BC | 36 | Hurl, S | Ssk | 12 | Player | Tm | GP | Car | Yds | Car | Gm | TD | Max | 100 | 1D | 10+ | | | | | | | | |
| Williams, R | Ham | 35 | Townsend, D | Mtl | 11 | Boyd, C | Tor | 6 | 82 | 447 | 5.5 | 75 | 2 | 168 | 2 | 23 | 11 | | | | | | | | |
| Kromah, A | Ssk | 34 | Ridgeway, B | Mtl | 10 | Sheets, K | Ssk | 6 | 83 | 440 | 5.3 | 73 | 6 | 89 | 0 | 30 | 13 | | | | | | | | |
| Cox, C | Mtl | 33 | Hebert, K | Mtl | 9 | Walker, C | Ham | 6 | 75 | 435 | 5.8 | 73 | 3 | 132 | 1 | 15 | 7 | | | | | | | | |
| Johnson, J | Ham | 32 | Johnson, J | Ham | 9 | Harris, A | BC | 6 | 60 | 411 | 6.9 | 69 | 2 | 147 | 1 | 20 | 12 | | | | | | | | |
| Emry, S | Mtl | 31 | Black, T | Tor | 9 | Charles, H | Edm | 6 | 84 | 400 | 4.8 | 67 | 2 | 118 | 1 | 20 | 12 | | | | | | | | |
| Hill, T.J. | Edm | 31 | INTERCEPTIONS | | | | | | | | | | | | | | | | | | | | | | |
| McCune, R | Tor | 30 | Player | Tm | Int | Cornish, J | Cgy | 6 | 72 | 369 | 5.1 | 62 | 4 | 170 | 1 | 17 | 12 | | | | | | | | |
| Munoz, D | Edm | 28 | Burnett, J | Edm | 3 | Whitaker, B | Mtl | 6 | 71 | 366 | 5.2 | 61 | 1 | 115 | 1 | 18 | 11 | | | | | | | | |
| Simpson, J | Cgy | 28 | 7 players tied with | | | | | | | | | | | Simpson, C | Wpg | 3 | 36 | 229 | 6.4 | 76 | 1 | 91 | 0 | 15 | 11 |
| Watkins, P | Tor | 28 | SACKS | | | | | | | | | | | Lulay, T | BC | 6 | 31 | 225 | 7.3 | 38 | 2 | 58 | 0 | 13 | 8 |
| Labbe, P-L | Wpg | 27 | Player | Tm | QS | YDS SCRIMM | | | | | | | | | | | | | | | | | | | |
| Williams, S | Mtl | 27 | Williams, K | BC | 6 | Walker, C | Ham | 6 | 75 | 435 | | 23 | 268 | | 703 | 117.2 | | | | | | | | | |
| Hefney, J | Wpg | 26 | Turner, B | Wpg | 5 | Harris, A | BC | 6 | 60 | 411 | | 31 | 281 | | 692 | 115.3 | | | | | | | | | |
| | | | | | | | | | | | Laurent, T | Edm | 5 | Sheets, K | Ssk | 6 | 83 | 440 | | 16 | 245 | | 685 | 114.2 | |



2012 CANADIAN FOOTBALL LEAGUE · GAME NOTES



Extended Passing Statistics: Ranked by Efficiency Rating

Including games of Friday, August 10, 2012

| 2012 PASSING Player | Tm | GP | --- Base Passing Statistics --- | | | | | | --- Ratings --- | | | | Yds | Starts | | | 300 | -- Max -- | | | - Efficiency by Half/Dn - | | | | | |
|------------------------|-----|----|---------------------------------|-----|------|-------|-----|----|-----------------|-----|------|-----|-----|--------|---|-----|-----|-----------|----|-------|---------------------------|-------|-------|------|------|--|
| | | | Att | Com | Pct | Yds | Int | TD | Effic | TD% | Int% | Att | | W | L | yds | | Yds | TD | 2D | 30+ | 1stH | 2ndH | 1stD | 2ndD | |
| Burris, Henry | Ham | 6 | 215 | 143 | 66.5 | 1,807 | 4 | 16 | 109.6 | 7.4 | 1.9 | 8.4 | 3 | 3 | 3 | 360 | 4 | 40 | 5 | 102.4 | 116.0 | 107.7 | 111.7 | | | |
| Calvillo, Anthony | Mtl | 6 | 218 | 136 | 62.4 | 2,001 | 4 | 13 | 104.5 | 6.0 | 1.8 | 9.2 | 3 | 3 | 5 | 443 | 3 | 42 | 15 | 104.7 | 104.4 | 106.2 | 98.9 | | | |
| Lulay, Travis | BC | 6 | 198 | 133 | 67.2 | 1,636 | 5 | 10 | 98.8 | 5.1 | 2.5 | 8.3 | 4 | 2 | 3 | 360 | 3 | 45 | 5 | 95.8 | 102.9 | 105.1 | 95.2 | | | |
| Glenn, Kevin | Cgy | 6 | 156 | 105 | 67.3 | 1,249 | 4 | 7 | 95.8 | 4.5 | 2.6 | 8.0 | 1 | 2 | 1 | 385 | 4 | 29 | 10 | 69.2 | 121.0 | 108.2 | 79.2 | | | |
| Durant, Darian | Ssk | 6 | 205 | 130 | 63.4 | 1,765 | 4 | 8 | 95.7 | 3.9 | 2.0 | 8.6 | 3 | 3 | 3 | 401 | 4 | 38 | 10 | 91.3 | 100.9 | 103.4 | 87.3 | | | |
| Ray, Ricky | Tor | 6 | 215 | 150 | 69.8 | 1,757 | 7 | 8 | 93.1 | 3.7 | 3.3 | 8.2 | 3 | 3 | 2 | 407 | 3 | 33 | 13 | 106.0 | 79.9 | 101.8 | 81.4 | | | |
| Jyles, Steven | Edm | 6 | 151 | 90 | 59.6 | 1,275 | 3 | 4 | 87.5 | 2.6 | 2.0 | 8.4 | 4 | 2 | 0 | 282 | 2 | 24 | 12 | 95.2 | 78.3 | 100.9 | 77.4 | | | |
| Pierce, Buck | Wpg | 3 | 40 | 24 | 60.0 | 327 | 2 | 1 | 73.6 | 2.5 | 5.0 | 8.2 | 0 | 3 | 0 | 255 | 1 | 5 | 4 | 68.2 | 95.3 | 68.4 | 80.8 | | | |
| Brink, Alex | Wpg | 6 | 159 | 85 | 53.5 | 1,043 | 6 | 5 | 68.7 | 3.1 | 3.8 | 6.6 | 1 | 2 | 1 | 311 | 2 | 18 | 8 | 42.8 | 88.1 | 90.6 | 36.3 | | | |

Pass Efficiency Leaders - By 1st Down & 2nd Half:

| Player | Tm | 1stD | Player | Tm | 2ndH |
|-------------------|-----|-------|-------------------|-----|-------|
| Glenn, Kevin | Cgy | 108.2 | Glenn, Kevin | Cgy | 121.0 |
| Burris, Henry | Ham | 107.7 | Burris, Henry | Ham | 116.0 |
| Calvillo, Anthony | Mtl | 106.2 | Calvillo, Anthony | Mtl | 104.4 |
| Lulay, Travis | BC | 105.1 | Lulay, Travis | BC | 102.9 |
| Durant, Darian | Ssk | 103.4 | Durant, Darian | Ssk | 100.9 |
| Ray, Ricky | Tor | 101.8 | Pierce, Buck | Wpg | 95.3 |
| Jyles, Steven | Edm | 100.9 | Brink, Alex | Wpg | 88.1 |

Pass Completion Leaders:

| Player | Tm | 2D * | Player | Tm | 30+ |
|-------------------|-----|------|-------------------|-----|-----|
| Lulay, Travis | BC | 45 | Calvillo, Anthony | Mtl | 15 |
| Calvillo, Anthony | Mtl | 42 | Ray, Ricky | Tor | 13 |
| Burris, Henry | Ham | 40 | Jyles, Steven | Edm | 12 |
| Durant, Darian | Ssk | 38 | Glenn, Kevin | Cgy | 10 |
| Ray, Ricky | Tor | 33 | Durant, Darian | Ssk | 10 |
| Glenn, Kevin | Cgy | 29 | Brink, Alex | Wpg | 8 |
| Jyles, Steven | Edm | 24 | Two tied with | | 5 |

Note: Minimum 3 games played required for qualification.

* 2nd down completions for a 1st down

30+ yard completions

Extended Receiving Statistics: Ranked by Yards per Game

| 2012 RECEIVING Player | Team/Pos | GP | --- Base Receiving --- | | | | Per Game | Gm | | | 100+ Yds | | RECEIVERS Yards After Catch | Team | YAC | |
|--------------------------|----------|----|------------------------|-----|------|----|-------------|-----|-----|----|----------|-----|--------------------------------|--|-------------|------------|
| | | | Rec | Yds | Avg | TD | | Max | YAC | 2D | 30+ | '12 | | | | Car |
| Dressler, Weston | Ssk SB | 6 | 40 | 513 | 12.8 | 4 | 85.5 | 180 | 236 | 8 | 2 | 2 | 17 | Durie, Andre | Tor | 278 |
| Lewis, Nik | Cgy SB | 6 | 43 | 484 | 11.3 | 7 | 80.7 | 105 | 203 | 17 | 0 | 1 | 26 | Dressler, Weston | Ssk | 236 |
| Owens, Chad | Tor WR | 6 | 35 | 465 | 13.3 | 3 | 77.5 | 100 | 194 | 9 | 3 | 0 | 7 | Williams, Chris | Ham | 235 |
| Matthews, Chris | Wpg WR | 6 | 29 | 457 | 15.8 | 4 | 76.2 | 171 | 151 | 5 | 5 | 2 | 2 | Lewis, Nik | Cgy | 203 |
| Durie, Andre | Tor SB | 6 | 38 | 437 | 11.5 | 0 | 72.8 | 118 | 278 | 8 | 3 | 1 | 6 | Green, S.J. | Mtl | 200 |
| Green, S.J. | Mtl SB | 6 | 25 | 433 | 17.3 | 1 | 72.2 | 120 | 200 | 10 | 5 | 2 | 6 | Owens, Chad | Tor | 194 |
| Williams, Chris | Ham WR | 6 | 32 | 424 | 13.3 | 3 | 70.7 | 115 | 235 | 7 | 2 | 3 | 6 | Matthews, Chris | Wpg | 151 |
| Fantuz, Andy | Ham WR | 6 | 29 | 414 | 14.3 | 2 | 69.0 | 135 | 97 | 8 | 0 | 1 | 10 | Richardson, Jamel | Mtl | 128 |
| Getzlaf, Chris | Ssk WR | 6 | 24 | 377 | 15.7 | 2 | 62.8 | 96 | 110 | 11 | 3 | 0 | 5 | McDaniel, Marquay | Cgy | 123 |
| Edwards, Terrence | Wpg SB | 6 | 30 | 399 | 13.3 | 1 | 66.5 | 126 | 152 | 7 | 3 | 2 | 22 | Edwards, Terrence | Wpg | 115 |
| Richardson, Jamel | Mtl SB | 6 | 26 | 391 | 15.0 | 2 | 65.2 | 91 | 128 | 8 | 3 | 0 | 22 | MtIzlar, Chris | Ssk | 110 |
| London, Brandon | Mtl WR | 6 | 20 | 376 | 18.8 | 2 | 62.7 | 120 | 52 | 6 | 4 | 3 | 3 | Bruce, Arland | BC | 109 |
| Bratton, Brian | Mtl WR | 4 | 13 | 233 | 17.9 | 2 | 58.3 | 94 | 101 | 3 | 2 | 0 | 2 | Bratton, Brian | Mtl | 101 |
| McDaniel, Marquay | Cgy WR | 5 | 20 | 275 | 13.8 | 0 | 55.0 | 85 | 123 | 6 | 2 | 0 | 2 | Fantuz, Andy | Ham | 97 |
| Simon, Geroy | BC WR | 6 | 22 | 329 | 15.0 | 0 | 54.8 | 105 | 76 | 9 | 1 | 1 | 67 | Running backs: | | |
| Inman, Dontrelle | Tor WR | 6 | 16 | 309 | 19.3 | 2 | 51.5 | 107 | 72 | 6 | 4 | 1 | 7 | Charles, Hugh | Edm | 238 |
| Whitaker, Brandon | Mtl RB | 6 | 31 | 287 | 9.3 | 3 | 47.8 | 137 | 200 | 9 | 0 | 1 | 7 | Sheets, Kory | Ssk | 228 |
| Stamps, Fred | Edm SB | 6 | 24 | 283 | 11.8 | 1 | 47.2 | 91 | 88 | 5 | 2 | 0 | 19 | Walker, Chevon | Ham | 222 |
| Harris, Andrew | BC RB | 6 | 31 | 281 | 9.1 | 2 | 46.8 | 120 | 221 | 7 | 0 | 1 | 2 | Harris, Andrew | BC | 221 |
| Charles, Hugh | Edm RB | 6 | 14 | 269 | 19.2 | 1 | 44.8 | 145 | 238 | 5 | 3 | 1 | 7 | Whitaker, Brandon | Mtl | 200 |
| Walker, Chevon | Ham RB | 6 | 23 | 268 | 11.7 | 4 | 44.7 | 117 | 222 | 5 | 1 | 1 | 7 | 2nd Dn Recs for 1st D | Team | 2D |
| Bruce, Arland | BC SB | 6 | 20 | 263 | 13.2 | 1 | 43.8 | 65 | 109 | 7 | 1 | 0 | 27 | Lewis, Nik | Cgy | 17 |
| Sheets, Kory | Ssk RB | 6 | 16 | 245 | 15.3 | 0 | 40.8 | 138 | 228 | 4 | 2 | 1 | 7 | Getzlaf, Chris | Ssk | 11 |
| Simpson, Chad | Wpg RB | 3 | 9 | 120 | 13.3 | 0 | 40.0 | 49 | 113 | 2 | 2 | 0 | 0 | Green, S.J. | Mtl | 10 |
| Bauman, Chris | Cgy WR | 5 | 14 | 196 | 14.0 | 0 | 39.2 | 86 | 65 | 6 | 2 | 0 | 0 | Simon, Geroy | BC | 9 |
| Coehoorn, Nate | Edm WR | 6 | 16 | 232 | 14.5 | 0 | 38.7 | 66 | 66 | 6 | 1 | 0 | 0 | Owens, Chad | Tor | 9 |
| Denmark, Clarence | Wpg WR | 6 | 17 | 217 | 12.8 | 1 | 36.2 | 115 | 95 | 3 | 2 | 1 | 3 | Whitaker, Brandon | Mtl | 9 |
| Grant, Bakari | Ham WR | 4 | 13 | 131 | 10.1 | 2 | 32.8 | 51 | 40 | 4 | 0 | 0 | 0 | Four tied with | | 8 |
| Forzani, Johnny | Cgy WR | 5 | 10 | 162 | 16.2 | 0 | 32.4 | 52 | 38 | 3 | 2 | 0 | 2 | 30+ yd Receptions | Tm | 30+ |
| Barnes, Jason | Tor WR | 6 | 12 | 192 | 16.0 | 0 | 32.0 | 72 | 63 | 6 | 2 | 0 | 5 | Matthews, Chris | Wpg | 5 |
| Harper, Justin | Ssk WR | 3 | 9 | 95 | 10.6 | 0 | 31.7 | 34 | 61 | 2 | 0 | 0 | 0 | Green, S.J. | Mtl | 5 |
| Giguere, Samuel | Ham SB | 6 | 12 | 188 | 15.7 | 0 | 31.3 | 76 | 84 | 4 | 2 | 0 | 0 | Inman, Dontrelle | Tor | 4 |
| Bryant, Romby | Cgy WR | 6 | 15 | 188 | 12.5 | 0 | 31.3 | 60 | 90 | 2 | 1 | 0 | 12 | London, Brandon | Mtl | 4 |
| Poblah, Kito | Wpg WR | 6 | 16 | 183 | 11.4 | 0 | 30.5 | 41 | 54 | 2 | 1 | 0 | 0 | Six tied with | | 3 |
| Collins, Dobson | Edm WR | 4 | 7 | 119 | 17.0 | 0 | 29.8 | 64 | 64 | 3 | 1 | 0 | 0 | Note re 100+ games: | | |
| Johnson, Kerrrie | BC WR | 3 | 3 | 89 | 29.7 | 1 | 29.7 | 69 | 76 | 0 | 1 | 0 | 0 | '12 = No of 100+ in 2012, "Car" = career total | | |
| Koch, Cary | Edm WR | 6 | 9 | 168 | 18.7 | 3 | 28.0 | 89 | 33 | 4 | 2 | 0 | 7 | | | |
| Iannuzzi, Marco | BC WR | 6 | 12 | 159 | 13.3 | 2 | 26.5 | 99 | 59 | 6 | 0 | 0 | 0 | | | |
| Chambers, Shamawd | Edm WR | 4 | 10 | 106 | 10.6 | 1 | 26.5 | 39 | 30 | 3 | 1 | 0 | 0 | | | |
| Jones, Onrea | Ham WR | 6 | 15 | 156 | 10.4 | 2 | 26.0 | 65 | 61 | 4 | 0 | 0 | 0 | | | |
| Foster, Akeem | BC WR | 6 | 12 | 152 | 12.7 | 2 | 25.3 | 72 | 65 | 8 | 0 | 0 | 7 | | | |



Extended Rushing Statistics: Ranked by Yards per Game

Including games of Friday, August 10, 2012

| 2012 RUSHING | | ---- Base Rushing ---- | | | | | | | | | | Per Gm | | Carries for . . . | | 100+ Yds | | 2012 RUSHING LEADERS | | |
|-------------------|----------|------------------------|-----|-----|-----|----|-------------|-----|-----|-----|----|--------|-----|------------------------|-----------|-----------|--|----------------------|--|--|
| Player | Team/Pos | GP | Car | Yds | Avg | TD | Game | Max | 10+ | 20+ | 1D | '12 | Car | 10+ yd rushes | Tm | 10+ | | | | |
| Simpson, Chad | Wpg RB | 3 | 36 | 229 | 6.4 | 1 | 76.3 | 91 | 11 | 1 | 15 | 0 | 0 | Sheets, Kory | Ssk | 13 | | | | |
| Boyd, Cory | Tor RB | 6 | 82 | 447 | 5.5 | 2 | 74.5 | 168 | 11 | 6 | 23 | 2 | 13 | Harris, Andrew | BC | 12 | | | | |
| Sheets, Kory | Ssk RB | 6 | 83 | 440 | 5.3 | 6 | 73.3 | 89 | 13 | 2 | 30 | 0 | 0 | Cornish, Jon | Cgy | 12 | | | | |
| Walker, Chevon | Ham RB | 6 | 75 | 435 | 5.8 | 3 | 72.5 | 132 | 7 | 3 | 15 | 1 | 1 | Charles, Hugh | Edm | 12 | | | | |
| Harris, Andrew | BC RB | 6 | 60 | 411 | 6.9 | 2 | 68.5 | 147 | 12 | 4 | 20 | 1 | 1 | Boyd, Cory | Tor | 11 | | | | |
| Charles, Hugh | Edm RB | 6 | 84 | 400 | 4.8 | 2 | 66.7 | 118 | 12 | 2 | 20 | 1 | 1 | Whitaker, Brandon | Mtl | 11 | | | | |
| Cornish, Jon | Cgy RB | 6 | 72 | 369 | 5.1 | 4 | 61.5 | 170 | 12 | 3 | 17 | 1 | 3 | Simpson, Chad | Wpg | 11 | | | | |
| Whitaker, Brandon | Mtl RB | 6 | 71 | 366 | 5.2 | 1 | 61.0 | 115 | 11 | 3 | 18 | 1 | 7 | | | | | | | |
| Lulay, Travis | BC QB | 6 | 31 | 225 | 7.3 | 2 | 37.5 | 58 | 8 | 1 | 13 | 0 | 0 | Runs for 1st Dn | Tm | 1D | | | | |
| Dorzon, Bloi-Dei | Wpg RB | 3 | 24 | 108 | 4.5 | 0 | 36.0 | 52 | 4 | 1 | 10 | 0 | 0 | Sheets, Kory | Ssk | 30 | | | | |
| Durant, Darian | Ssk QB | 6 | 16 | 146 | 9.1 | 1 | 24.3 | 33 | 5 | 2 | 7 | 0 | 0 | Boyd, Cory | Tor | 23 | | | | |
| Burris, Henry | Ham QB | 6 | 17 | 140 | 8.2 | 0 | 23.3 | 48 | 6 | 1 | 7 | 0 | 0 | Harris, Andrew | BC | 20 | | | | |
| Brink, Alex | Wpg QB | 6 | 19 | 116 | 6.1 | 3 | 19.3 | 57 | 3 | 0 | 10 | 0 | 0 | Charles, Hugh | Edm | 20 | | | | |
| Coker, Lamarcus | Cgy RB | 4 | 16 | 67 | 4.2 | 0 | 16.8 | 26 | 2 | 0 | 5 | 0 | 1 | Whitaker, Brandon | Mtl | 18 | | | | |
| Pierce, Buck | Wpg QB | 3 | 8 | 41 | 5.1 | 0 | 13.7 | 23 | 1 | 0 | 2 | 0 | 1 | Cornish, Jon | Cgy | 17 | | | | |
| Jyles, Steven | Edm QB | 6 | 13 | 81 | 6.2 | 0 | 13.5 | 21 | 3 | 0 | 2 | 0 | 0 | Walker, Chevon | Ham | 15 | | | | |

Notes: 1. Minimum 3 games played required for qualification. 2. Re 100-yard games - '12 = No of 100+ in 2012, "Car" = career total.

Extended Field Goal Statistics: Ranked by Pct Made

| 2012 FIELD GOALS | | --- Base FG Statistics --- | | | | | FGs Made | | FG Atts | | <40 yd 40+ yds | | | | Pct made by range . . . | | | | | FG misses from . . . |
|-------------------|-----|----------------------------|----|-------------|----|---|----------|------|---------|-----|----------------|----|-----|----|-------------------------|-----|-----|-----|-----|------------------------|
| Player | Tm | Att | Md | Pct | LG | S | Yds | Avg | Avg | Yds | Att | Md | Att | Md | <20 | <30 | <40 | <50 | 50+ | FG misses from . . . |
| Palardy, Justin | Wpg | 14 | 13 | 92.9 | 46 | 0 | 391 | 30.1 | 31.4 | 439 | 10 | 10 | 4 | 3 | 100 | 75 | 50 | 75 | 0 | 48, |
| Paredes, Rene | Cgy | 13 | 12 | 92.3 | 46 | 0 | 402 | 33.5 | 34.8 | 453 | 8 | 8 | 5 | 4 | 100 | 100 | 100 | 100 | 0 | 51, |
| Congi, Luca | Ham | 9 | 8 | 88.9 | 43 | 1 | 247 | 30.9 | 31.0 | 279 | 7 | 6 | 2 | 2 | --- | 100 | 67 | 100 | --- | 32, |
| Whyte, Sean | Mtl | 16 | 14 | 87.5 | 49 | 0 | 460 | 32.9 | 35.2 | 563 | 11 | 11 | 5 | 3 | 100 | 100 | 100 | 75 | --- | 49, 54 |
| Shaw, Grant | Edm | 16 | 14 | 87.5 | 45 | 1 | 400 | 28.6 | 30.0 | 480 | 11 | 10 | 5 | 4 | 100 | 100 | 0 | 80 | --- | 49, 31 |
| McCallum, Paul | BC | 17 | 14 | 82.4 | 45 | 0 | 414 | 29.6 | 31.8 | 541 | 13 | 13 | 4 | 1 | 100 | 100 | 100 | 25 | --- | 42, 43, 40 |
| Waters, Swayze | Tor | 9 | 7 | 77.8 | 50 | 1 | 225 | 32.1 | 35.2 | 317 | 5 | 5 | 4 | 2 | 100 | 100 | 100 | 0 | 100 | 46, 46 |
| Prefontaine, Noel | Tor | 15 | 10 | 66.7 | 47 | 1 | 305 | 30.5 | 32.7 | 491 | 10 | 7 | 5 | 3 | 100 | 75 | 50 | 75 | 0 | 32, 24, 50, 36, 44 |
| Milo, Chris | Ssk | 17 | 11 | 64.7 | 50 | 2 | 384 | 34.9 | 36.9 | 628 | 9 | 7 | 8 | 4 | 100 | 0 | 83 | 43 | 100 | 29, 46, 45, 40, 38, 48 |

Notes: 1. FG range: "<20" = 7-19 yds, "<30" = 20-29 yds, "<30" = 20-29 yds, "<40" = 30-39 yds, "<50" = 40-49 yds, "50+" = 50 yds and beyond.
2. "FG misses from" reflect the actual point from which the kick was attempted.

Extended Punting Statistics: Ranked by Net yards per punt

| 2012 PUNTING | | ---- Base Punting Statistics ---- | | | | | | Deductions | | | Inside * | | ---- Opponent returns ---- | | | | | Punts | |
|-------------------|-----|-----------------------------------|----|-------|------|----|---|------------|------|-------|-------------|----|----------------------------|-----|------|----|-----|---------|---|
| Player | Tm | GP | No | Yds | Avg | LG | S | Sgl | Rets | Avg | 20 | 10 | No | Avg | LG | TD | 30+ | Blocked | |
| Waters, Swayze | Tor | 3 | 24 | 1,056 | 44.0 | 54 | 0 | 0 | 99 | 957 | 39.9 | 4 | 1 | 15 | 6.6 | 23 | 0 | 0 | 0 |
| Milo, Chris | Ssk | 6 | 38 | 1,767 | 46.5 | 73 | 2 | 70 | 221 | 1,476 | 38.8 | 8 | 2 | 25 | 8.8 | 45 | 0 | 1 | 0 |
| Maver, Rob | Cgy | 6 | 38 | 1,710 | 45.0 | 63 | 2 | 70 | 187 | 1,453 | 38.2 | 10 | 2 | 32 | 5.8 | 21 | 0 | 0 | 0 |
| Dales, Burke | Edm | 6 | 44 | 2,059 | 46.8 | 65 | 5 | 175 | 343 | 1,541 | 35.0 | 10 | 3 | 34 | 10.1 | 26 | 0 | 0 | 0 |
| Renaud, Mike | Wpg | 6 | 46 | 1,956 | 42.5 | 61 | 1 | 35 | 314 | 1,607 | 34.9 | 11 | 3 | 30 | 10.5 | 59 | 0 | 3 | 1 |
| Whyte, Sean | Mtl | 6 | 39 | 1,756 | 45.0 | 61 | 4 | 140 | 311 | 1,305 | 33.5 | 4 | 1 | 25 | 12.4 | 82 | 1 | 3 | 1 |
| Bartel, Josh | Ham | 6 | 49 | 2,137 | 43.6 | 57 | 2 | 70 | 447 | 1,620 | 33.1 | 8 | 2 | 35 | 12.8 | 81 | 1 | 4 | 0 |
| McCallum, Paul | BC | 6 | 37 | 1,531 | 41.4 | 55 | 1 | 35 | 297 | 1,199 | 32.4 | 9 | 6 | 23 | 12.9 | 67 | 1 | 2 | 0 |
| Prefontaine, Noel | Tor | 3 | 16 | 705 | 44.1 | 61 | 1 | 35 | 210 | 460 | 28.8 | 1 | 0 | 13 | 16.2 | 89 | 1 | 2 | 0 |









Notes: 1. Inside 20 & 10 = Times opponent started a possession inside those yard lines after a punt (includes OB punts and team coverage effort to limit returns)
2. Singles deductions = 35 yards per (in future these results will also deduct punt yardage into end zone - requires reprogramming).
3. Since blocked punts are treated as fumbles (ball does not cross the line of scrimmage) they are not included in total number of punts.

Extended Return Statistics: Ranked by "big play" returns

| Player | Tm | GP | Total | 30+ | | | - Long returns - | | | |
|------------------|-----|----|----------|------|------|---------|------------------|----|-----|-----|
| | | | | Punt | K/Os | FG miss | TDs | PR | KO | FGM |
| Taylor, Larry | Cgy | 6 | 6 | 4 | 1 | 1 | 1 | 64 | 42 | 125 |
| Williams, Chris | Ham | 6 | 4 | 2 | 0 | 2 | 3 | 89 | --- | 119 |
| Jackson, Tristan | Ssk | 4 | 4 | 0 | 2 | 2 | 1 | 13 | 63 | 129 |
| Owens, Chad | Tor | 6 | 4 | 3 | 1 | 0 | 0 | 50 | 40 | 27 |
| Burnett, Joe | Edm | 5 | 2 | 1 | 1 | 0 | 0 | 42 | 43 | 27 |
| Brown, Tim | BC | 6 | 2 | 2 | 0 | 0 | 1 | 81 | 46 | 23 |
| Washington, D | Wpg | 6 | 2 | 1 | 1 | 0 | 1 | 82 | 45 | --- |



2012 CFL TEAM STATISTICS SUMMARY

| As of: |  | |  | |  | |  | |  | |  | |  | |  | | CFL | |
|-----------------------|---|-------|---|-------|---|-------|---|-------|---|-------|---|-------|---|-------|---|-------|--------|-------|
| Week # 7 | BC | | CGY | | EDM | | HAM | | MTL | | SSK | | TOR | | WPG | | 2012 | 2011 |
| Game # 32 | BC | Opp | Cgy | Opp | Edm | Opp | Ham | Opp | Mtl | Opp | Ssk | Opp | Tor | Opp | Wpg | Opp | | |
| Scoring | | | | | | | | | | | | | | | | | | |
| Games played | 6 | | 6 | | 6 | | 6 | | 6 | | 6 | | 6 | | 6 | | 24 | |
| Total points | 158 | 119 | 186 | 174 | 139 | 99 | 182 | 198 | 164 | 188 | 175 | 141 | 138 | 151 | 127 | 199 | 1,269 | |
| Per gm avg: Total | 26.3 | 19.8 | 31.0 | 29.0 | 23.2 | 16.5 | 30.3 | 33.0 | 27.3 | 31.3 | 29.2 | 23.5 | 23.0 | 25.2 | 21.2 | 33.2 | 52.9 | 50.3 |
| Per gm avg: Offence | 24.8 | 16.5 | 26.7 | 28.8 | 19.2 | 15.8 | 27.3 | 31.0 | 27.3 | 28.7 | 27.2 | 22.2 | 23.0 | 21.2 | 19.8 | 31.2 | 48.8 | 47.4 |
| Total Touchdowns | 16 | 11 | 20 | 18 | 13 | 9 | 22 | 21 | 17 | 20 | 18 | 14 | 11 | 15 | 12 | 21 | 129 | |
| - Rushing TDs | 5 | 2 | 8 | 5 | 3 | 5 | 3 | 8 | 3 | 8 | 8 | 2 | 3 | 3 | 4 | 4 | 37 | |
| - Passing TDs | 10 | 6 | 9 | 13 | 6 | 4 | 16 | 12 | 14 | 10 | 9 | 11 | 8 | 8 | 7 | 15 | 79 | |
| - Kick return TDs | 1 | 2 | 1 | 0 | 0 | 0 | 3 | 1 | 0 | 1 | 1 | 0 | 0 | 3 | 1 | 0 | 7 | |
| - Def. return TDs | 0 | 1 | 2 | 0 | 4 | 0 | 0 | 0 | 0 | 1 | 0 | 1 | 0 | 1 | 0 | 2 | 6 | |
| Offence: | | | | | | | | | | | | | | | | | | |
| First downs | 134 | 96 | 137 | 124 | 98 | 125 | 125 | 136 | 129 | 146 | 126 | 125 | 117 | 104 | 116 | 126 | 982 | |
| - By rush | 48 | 30 | 38 | 32 | 32 | 40 | 24 | 54 | 29 | 32 | 43 | 28 | 37 | 31 | 37 | 41 | 288 | |
| - By pass | 79 | 60 | 87 | 84 | 57 | 76 | 92 | 70 | 91 | 96 | 75 | 91 | 71 | 63 | 66 | 78 | 618 | |
| - By penalty | 7 | 6 | 12 | 8 | 9 | 9 | 9 | 12 | 9 | 18 | 8 | 6 | 9 | 10 | 13 | 7 | 76 | |
| Time of Possession | 32:38 | 27:22 | 29:47 | 30:13 | 30:01 | 29:59 | 28:46 | 31:14 | 30:26 | 29:34 | 30:18 | 29:42 | 31:11 | 28:49 | 26:53 | 33:07 | 1:00 | |
| Yards Rushing | 834 | 423 | 607 | 538 | 524 | 590 | 591 | 871 | 450 | 531 | 648 | 565 | 531 | 585 | 540 | 622 | 4,725 | |
| Yards Passing | 1,636 | 1,337 | 1,623 | 1,709 | 1,480 | 1,885 | 1,807 | 1,695 | 2,003 | 1,868 | 1,767 | 1,784 | 1,757 | 1,360 | 1,563 | 1,998 | 13,636 | |
| Less: Team Loss | 67 | 97 | 68 | 128 | 110 | 121 | 79 | 60 | 99 | 80 | 140 | 120 | 98 | 79 | 128 | 104 | 789 | |
| Net Offence yds | 2,403 | 1,663 | 2,162 | 2,119 | 1,894 | 2,354 | 2,319 | 2,506 | 2,354 | 2,319 | 2,275 | 2,229 | 2,190 | 1,866 | 1,975 | 2,516 | 17,572 | |
| Per Gm Avg: | | | | | | | | | | | | | | | | | | |
| - Net Offence | 401 | 277 | 360 | 353 | 316 | 392 | 387 | 418 | 392 | 387 | 379 | 372 | 365 | 311 | 329 | 419 | 732.2 | 709.1 |
| - Rushing | 139 | 71 | 101 | 90 | 87 | 98 | 99 | 145 | 75 | 89 | 108 | 94 | 89 | 98 | 90 | 104 | 196.9 | 215.8 |
| - Passing | 273 | 223 | 271 | 285 | 247 | 314 | 301 | 283 | 334 | 311 | 295 | 297 | 293 | 227 | 261 | 333 | 568.2 | 528.2 |
| Plays: | | | | | | | | | | | | | | | | | | |
| Offensive plays | 339 | 305 | 339 | 345 | 310 | 347 | 331 | 349 | 335 | 332 | 340 | 331 | 344 | 324 | 334 | 339 | 2,672 | |
| No of rushes | 125 | 96 | 124 | 105 | 118 | 104 | 99 | 125 | 100 | 117 | 113 | 93 | 113 | 115 | 95 | 132 | 887 | |
| Avg gain per rush | 6.7 | 4.4 | 4.9 | 5.1 | 4.4 | 5.7 | 6.0 | 7.0 | 4.5 | 4.5 | 5.7 | 6.1 | 4.7 | 5.1 | 5.7 | 4.7 | 5.3 | 5.5 |
| Pass attempts | 199 | 189 | 202 | 225 | 172 | 223 | 216 | 209 | 219 | 203 | 206 | 215 | 215 | 192 | 217 | 190 | 1,646 | |
| Completions | 133 | 120 | 137 | 140 | 102 | 149 | 143 | 128 | 137 | 147 | 131 | 140 | 150 | 105 | 120 | 124 | 1,053 | |
| Completion pct | 66.8 | 63.5 | 67.8 | 62.2 | 59.3 | 66.8 | 66.2 | 61.2 | 62.6 | 72.4 | 63.6 | 65.1 | 69.8 | 54.7 | 55.3 | 65.3 | 64.0 | 61.4 |
| Interceptions | 5 | 6 | 6 | 6 | 4 | 9 | 4 | 3 | 4 | 4 | 4 | 4 | 7 | 7 | 9 | 4 | 43 | |
| Pass efficiency | 98.3 | 81.8 | 94.6 | 93.7 | 89.3 | 82.1 | 109.1 | 100.1 | 106.0 | 109.0 | 97.3 | 100.2 | 93.1 | 75.9 | 71.6 | 117.8 | 95.0 | |
| Sacks Allowed | 6 | 16 | 9 | 10 | 13 | 16 | 9 | 6 | 11 | 10 | 13 | 14 | 12 | 9 | 19 | 11 | 92 | |
| Turnovers: | | | | | | | | | | | | | | | | | | |
| Turnover Ratio | 6 | | -7 | | +6 | | -1 | | +1 | | +2 | | +1 | | -8 | | 0 | |
| Total Turnovers | 5 | 11 | 16 | 9 | 12 | 18 | 11 | 10 | 9 | 10 | 7 | 9 | 14 | 15 | 20 | 12 | 94 | |
| Pts Off Opp't T/O | 17 | 44 | 36 | 27 | 16 | 53 | 23 | 22 | 18 | 22 | 21 | 17 | 33 | 30 | 67 | 16 | 231 | |
| Penalties: | | | | | | | | | | | | | | | | | | |
| No of Penalties | 58 | 52 | 57 | 46 | 62 | 70 | 62 | 48 | 54 | 55 | 43 | 60 | 65 | 58 | 58 | 70 | 459 | |
| Penalty yards | 472 | 383 | 466 | 397 | 480 | 547 | 455 | 325 | 460 | 424 | 324 | 481 | 493 | 448 | 471 | 616 | 3,621 | |
| Opp 1st dns by pen | 6 | 7 | 8 | 12 | 9 | 9 | 12 | 9 | 18 | 9 | 6 | 8 | 10 | 9 | 7 | 13 | 76 | |
| Special Teams: | | | | | | | | | | | | | | | | | | |
| FGs attempted | 17 | 15 | 13 | 18 | 16 | 13 | 9 | 21 | 16 | 15 | 19 | 16 | 27 | 16 | 14 | 17 | 131 | |
| FGs made | 14 | 13 | 12 | 16 | 14 | 9 | 8 | 14 | 14 | 13 | 13 | 13 | 19 | 14 | 13 | 15 | 107 | |
| FG pct made | 82.4 | 86.7 | 92.3 | 88.9 | 87.5 | 69.2 | 88.9 | 66.7 | 87.5 | 86.7 | 68.4 | 81.3 | 70.4 | 87.5 | 92.9 | 88.2 | 81.7 | 82.2 |
| Punting avg | 41.4 | 42.2 | 45.0 | 44.7 | 46.8 | 44.9 | 43.6 | 44.7 | 45.0 | 42.7 | 46.5 | 45.1 | 44.1 | 45.0 | 42.5 | 45.1 | 44.4 | 43.3 |
| Net punting avg | 32.4 | 32.7 | 38.2 | 34.3 | 35.0 | 36.2 | 33.1 | 36.6 | 33.5 | 36.2 | 38.8 | 35.9 | 35.9 | 34.8 | 34.9 | 34.5 | 35.2 | 35.3 |
| Punt return avg | 13.7 | 12.9 | 12.6 | 5.8 | 9.0 | 10.1 | 10.7 | 12.8 | 6.8 | 12.4 | 8.9 | 8.8 | 11.6 | 10.8 | 10.2 | 10.5 | 10.4 | 8.9 |
| Kickoff return avg | 19.3 | 19.3 | 20.8 | 22.5 | 20.9 | 22.0 | 19.1 | 22.4 | 22.2 | 21.5 | 24.0 | 18.9 | 23.6 | 25.1 | 21.3 | 20.1 | 21.5 | 19.9 |
| Total return yds | 800 | 1,065 | 1,278 | 866 | 625 | 903 | 1,131 | 1,210 | 873 | 1,160 | 1,111 | 824 | 1,214 | 1,232 | 1,051 | 823 | 8,083 | |
| Game Analysis: | | | | | | | | | | | | | | | | | | |
| 2nd Down Conv % | 54.1 | 49.2 | 51.5 | 49.3 | 37.5 | 46.4 | 43.7 | 44.4 | 44.7 | 49.2 | 49.3 | 41.0 | 44.7 | 40.9 | 38.5 | 43.6 | 45.6 | 45.2 |
| Red Zone: TD % | 59.1 | 58.3 | 77.8 | 60.0 | 35.7 | 31.3 | 68.8 | 60.9 | 66.7 | 66.7 | 68.8 | 64.3 | 33.3 | 66.7 | 52.9 | 52.4 | 57.7 | 56.3 |
| Avg gain : 1st down | 7.6 | 4.4 | 6.3 | 6.0 | 5.9 | 6.9 | 7.4 | 7.9 | 7.1 | 7.3 | 6.8 | 7.5 | 6.5 | 6.0 | 6.7 | 7.9 | 6.8 | 6.5 |
| Avg gain : 2nd down | 6.5 | 6.6 | 6.5 | 7.1 | 6.9 | 6.9 | 7.2 | 6.4 | 7.3 | 6.5 | 7.2 | 6.2 | 6.3 | 5.5 | 4.7 | 7.3 | 6.6 | |
| No of 2 & outs | 28 | 30 | 31 | 37 | 32 | 29 | 37 | 36 | 29 | 26 | 30 | 27 | 37 | 43 | 39 | 35 | 263 | |
| Yards After Catch | 740 | 617 | 765 | 648 | 647 | 973 | 798 | 884 | 843 | 759 | 898 | 735 | 790 | 563 | 650 | 952 | 6,131 | |
| 2d D Conv Catches | 45 | 36 | 43 | 49 | 29 | 34 | 40 | 25 | 42 | 41 | 38 | 38 | 33 | 34 | 24 | 37 | 294 | |
| Big Plays: | | | | | | | | | | | | | | | | | | |
| Big Plays: Total | 16 | 11 | 16 | 21 | 19 | 15 | 13 | 23 | 19 | 20 | 19 | 16 | 24 | 18 | 18 | 20 | 144 | |
| - 20+ rush | 7 | 2 | 3 | 6 | 2 | 4 | 4 | 8 | 3 | 3 | 5 | 4 | 6 | 3 | 3 | 3 | 33 | |
| - 30+ pass | 5 | 5 | 7 | 13 | 13 | 9 | 5 | 9 | 15 | 13 | 10 | 10 | 13 | 8 | 13 | 14 | 81 | |
| - kick returns | 4 | 4 | 6 | 2 | 4 | 2 | 4 | 6 | 1 | 4 | 4 | 2 | 5 | 7 | 2 | 3 | 30 | |

CFL All-Time Individual Leaders - To 2012

As of: August 12, 2012

| SCORING | Last | 2012 | GP | Pts | TD | C-1 | C-2 | FG | S | Ppg |
|-----------|-------------------------|-----------------|------------|--------------|-----------|------------|----------|------------|------------|--------------|
| 1 | Lui Passaglia | 2000 | 408 | 3,991 | 2 | 1,045 | 0 | 875 | 309 | 9.78 |
| 2 | Mark McLoughlin | 2005 | 280 | 2,994 | 0 | 826 | 0 | 673 | 149 | 10.69 |
| 3 | Paul Osbaldiston | 2003 | 304 | 2,932 | 0 | 675 | 0 | 669 | 250 | 9.64 |
| 4 | Troy Westwood | 2009 | 293 | 2,748 | 1 | 732 | 0 | 617 | 159 | 9.38 |
| 5 | Paul McCallum | 2012 BC | 262 | 2,606 | 0 | 681 | 0 | 593 | 146 | 9.95 |
| 6 | Sean Fleming | 2007 | 268 | 2,569 | 0 | 713 | 0 | 553 | 197 | 9.59 |
| 7 | David Ridgway | 1995 | 238 | 2,374 | 0 | 541 | 0 | 574 | 111 | 9.97 |
| 8 | Dave Cutler | 1984 | 254 | 2,237 | 0 | 627 | 0 | 464 | 218 | 8.81 |
| 9 | Terry Baker | 2002 | 278 | 2,123 | 0 | 557 | 0 | 455 | 201 | 7.64 |
| 10 | Trevor Kennerd | 1991 | 188 | 1,840 | 0 | 509 | 0 | 394 | 149 | 9.79 |
| 11 | Bernie Ruoff | 1988 | 196 | 1,772 | 0 | 401 | 0 | 384 | 219 | 9.04 |
| 12 | Noel Prefontaine | 2012 Tor | 224 | 1,551 | 0 | 404 | 0 | 332 | 151 | 6.92 |
| 13 | Lance Chomyc | 1993 | 156 | 1,498 | 0 | 412 | 0 | 337 | 75 | 9.60 |
| 14 | Gerry Organ | 1983 | 186 | 1,462 | 2 | 391 | 0 | 318 | 105 | 7.86 |
| 15 | J.T. Hay | 1988 | 172 | 1,411 | 0 | 363 | 0 | 308 | 124 | 8.20 |
| 16 | Don Sweet | 1985 | 187 | 1,342 | 0 | 327 | 0 | 314 | 73 | 7.18 |
| 17 | Damon Duval | 2011 | 122 | 1,258 | 0 | 319 | 0 | 277 | 108 | 10.31 |
| 18 | Sandro DeAngelis | 2012 Ssk | 108 | 1,082 | 0 | 303 | 0 | 252 | 23 | 10.02 |
| 19 | Larry Robinson | 1974 | 224 | 1,030 | 9 | 362 | 0 | 171 | 101 | 4.60 |
| 20 | Zenon Andrusyshyn | 1986 | 163 | 1,010 | 0 | 222 | 0 | 215 | 143 | 6.20 |
| 21 | Tommy-Joe Coffey | 1973 | 200 | 971 | 65 | 204 | 0 | 108 | 53 | 4.86 |
| 22 | Dean Dorsey | 1991 | 115 | 951 | 0 | 244 | 0 | 219 | 50 | 8.27 |
| 23 | Milt Stegall | 2008 | 199 | 890 | 147 | 0 | 4 | 0 | 0 | 4.47 |
| 24 | Jack Abendschan | 1975 | 150 | 863 | 0 | 312 | 0 | 159 | 74 | 5.75 |
| 25 | Mike Pringle | 2004 | 188 | 826 | 137 | 0 | 2 | 0 | 0 | 4.39 |
| 26 | George Reed | 1975 | 203 | 823 | 137 | 0 | 0 | 0 | 1 | 4.05 |
| 27 | Luca Congi | 2012 Ham | 93 | 803 | 0 | 258 | 0 | 174 | 23 | 8.63 |
| 28 | Matt Kellett | 2005 | 98 | 799 | 0 | 240 | 0 | 172 | 43 | 8.15 |
| 29 | Jackie Parker | 1968 | 177 | 750 | 88 | 103 | -- | 40 | 19 | 4.24 |
| 30 | Don Sutherin | 1970 | 133 | 714 | 4 | 270 | -- | 114 | 78 | 5.37 |
| 31 | Allen Pitts | 2000 | 176 | 710 | 117 | 0 | 4 | 0 | 0 | 4.03 |
| 32 | Gerry James | 1964 | 145 | 645 | 63 | 143 | -- | 40 | 21 | 4.45 |
| 33 | Ian Sunter | 1979 | 92 | 626 | 0 | 155 | 0 | 135 | 66 | 6.80 |
| 34 | Geroy Simon | 2012 BC | 216 | 600 | 99 | 0 | 3 | 0 | 0 | 2.78 |
| 35 | Brian Kelly | 1987 | 137 | 586 | 97 | 0 | 2 | 0 | 0 | 4.28 |
| 36 | Cyril McFall | 1978 | 74 | 578 | 0 | 131 | 0 | 134 | 45 | 7.81 |
| 37 | Jerry Kauric | 1991 | 51 | 577 | 0 | 170 | 0 | 118 | 53 | 11.31 |
| 38 | Bob Macoritti | 1980 | 80 | 576 | 0 | 145 | 0 | 122 | 65 | 7.20 |
| 39 | Derrell Mitchell | 2007 | 174 | 572 | 95 | 0 | 1 | 0 | 0 | 3.29 |
| 40 | Ted Gerela | 1973 | 112 | 570 | 0 | 132 | -- | 123 | 69 | 5.09 |

| PASSING | Last | 2012 | Yards | Att | Com | Pct | Int | TD | Eff |
|-----------|-------------------------|-----------------|---------------|--------------|--------------|-------------|------------|------------|-------------|
| 1 | Anthony Calvillo | 2012 Mtl | 75,413 | 8,904 | 5,580 | 62.7 | 209 | 431 | 96.0 |
| 2 | Damon Allen | 2007 | 72,381 | 9,138 | 5,158 | 56.4 | 278 | 394 | 83.8 |
| 3 | Danny McManus | 2006 | 53,255 | 6,689 | 3,640 | 54.4 | 281 | 259 | 76.0 |
| 4 | Ron Lancaster | 1978 | 50,535 | 6,233 | 3,384 | 54.3 | 396 | 333 | 72.4 |
| 5 | Matt Dunigan | 1996 | 43,857 | 5,476 | 3,057 | 55.8 | 211 | 306 | 84.5 |
| 6 | Burry Burreis | 2012 Ham | 43,042 | 5,036 | 3,051 | 60.6 | 158 | 273 | 93.2 |
| 7 | Ricky Ray | 2012 Tor | 42,288 | 5,042 | 3,375 | 66.9 | 137 | 218 | 95.9 |
| 8 | Doug Flutie | 1997 | 41,355 | 4,854 | 2,975 | 61.3 | 155 | 270 | 93.9 |
| 9 | Tracy Ham | 1999 | 40,534 | 4,943 | 2,670 | 54.0 | 164 | 284 | 86.6 |
| 10 | Tom Clements | 1987 | 39,041 | 4,657 | 2,807 | 60.3 | 214 | 252 | 86.1 |
| 11 | Kent Austin | 1996 | 36,030 | 4,700 | 2,709 | 57.6 | 191 | 198 | 79.2 |
| 12 | Dieter Brock | 1984 | 34,830 | 4,535 | 2,602 | 57.4 | 158 | 210 | 82.8 |
| 13 | Kevin Glenn | 2012 Cgy | 33,737 | 4,140 | 2,539 | 61.3 | 132 | 186 | 88.8 |
| 14 | Sam Etcheverry | 1960 | 30,381 | 3,407 | 1,937 | 56.9 | 194 | 186 | 81.1 |
| 15 | Tom Burgess | 1995 | 30,308 | 4,034 | 2,118 | 52.5 | 191 | 190 | 73.1 |
| 16 | Kerry Joseph | 2012 Edm | 25,253 | 3,173 | 1,858 | 58.6 | 110 | 132 | 83.5 |
| 17 | Condredge Holloway | 1987 | 25,193 | 3,013 | 1,710 | 56.8 | 94 | 155 | 88.4 |
| 18 | Russ Jackson | 1969 | 24,593 | 2,530 | 1,356 | 53.6 | 124 | 185 | 91.2 |
| 19 | Bernie Faloney | 1967 | 24,264 | 2,876 | 1,493 | 51.9 | 201 | 151 | 68.9 |
| 20 | Roy Dewalt | 1988 | 24,147 | 3,130 | 1,803 | 57.6 | 96 | 132 | 83.5 |
| 21 | Danny Barrett | 1998 | 23,419 | 3,078 | 1,656 | 53.8 | 93 | 133 | 80.4 |
| 22 | Dave Dickenson | 2008 | 22,913 | 2,421 | 1,635 | 67.5 | 50 | 154 | 110.4 |
| 23 | Joe Kapp | 1966 | 22,725 | 2,709 | 1,476 | 54.5 | 130 | 136 | 79.2 |
| 24 | Tom Wilkinson | 1981 | 22,579 | 2,662 | 1,613 | 60.6 | 126 | 154 | 87.5 |
| 25 | Joe Paopao | 1990 | 22,474 | 3,008 | 1,721 | 57.2 | 157 | 117 | 72.1 |
| 26 | Mike Kerrigan | 1996 | 21,714 | 2,870 | 1,534 | 53.4 | 163 | 126 | 69.1 |
| 27 | John Hufnagel | 1987 | 21,594 | 2,694 | 1,495 | 55.5 | 131 | 127 | 77.2 |
| 28 | Khari Jones | 2005 | 21,383 | 2,648 | 1,513 | 57.1 | 104 | 145 | 85.2 |

| RECEIVING YARDS | Last | 2012 | Rec | Yds | Avg | LG | TD |
|-----------------|-------------------------|-----------------|------------|---------------|-------------|------------|-----------|
| 1 | Geroy Simon | 2012 BC | 957 | 15,416 | 16.1 | 103 | 98 |
| 2 | Milt Stegall | 2008 | 854 | 15,153 | 17.7 | 105 | 144 |
| 3 | Allen Pitts | 2000 | 966 | 14,891 | 15.4 | 87 | 117 |
| 4 | Darren Flutie | 2002 | 972 | 14,359 | 14.8 | 76 | 66 |
| 5 | Terry Vaughn | 2006 | 1,006 | 13,746 | 13.7 | 104 | 73 |
| 6 | Ben Cahoon | 2010 | 1,017 | 13,301 | 13.1 | 97 | 65 |
| 7 | Ray Elgaard | 1996 | 830 | 13,198 | 15.9 | 81 | 78 |
| 8 | Don Narcisse | 1999 | 919 | 12,366 | 13.5 | 77 | 75 |
| 9 | Derrell Mitchell | 2007 | 821 | 12,014 | 14.6 | 86 | 90 |
| 10 | Brian Kelly | 1987 | 575 | 11,169 | 19.4 | 97 | 97 |
| 11 | Tom Scott | 1984 | 649 | 10,837 | 16.7 | 98 | 88 |
| 12 | Arland Bruce III | 2012 BC | 680 | 10,434 | 15.3 | 100 | 85 |
| 13 | Tommy-Joe Coffey | 1973 | 650 | 10,320 | 15.9 | 83 | 63 |
| 14 | Earl Winfield | 1997 | 573 | 10,119 | 17.7 | 81 | 75 |
| 15 | Jeremaine Copeland | 2011 | 622 | 10,015 | 16.1 | 84 | 75 |
| 16 | Travis Moore | 2005 | 645 | 9,930 | 15.4 | 89 | 79 |
| 17 | Tony Gabriel | 1981 | 614 | 9,832 | 16.0 | 80 | 69 |
| 18 | Rocky DiPietro | 1991 | 706 | 9,762 | 13.8 | 80 | 45 |
| 19 | Jim Sandusky | 1998 | 586 | 9,737 | 16.6 | 78 | 69 |
| 20 | Nik Lewis | 2012 Cgy | 679 | 9,716 | 14.3 | 82 | 59 |
| 21 | Terry Evanshen | 1978 | 600 | 9,697 | 16.2 | 109 | 80 |
| 22 | Jock Climie | 2001 | 627 | 9,619 | 15.3 | 89 | 56 |
| 23 | Robert Gordon | 2004 | 623 | 9,543 | 15.3 | 65 | 50 |
| 24 | Hal Patterson | 1967 | 460 | 9,473 | 20.6 | 109 | 64 |
| 25 | Jim Young | 1979 | 522 | 9,248 | 17.7 | 87 | 65 |
| 26 | James Murphy | 1990 | 573 | 9,036 | 15.8 | 86 | 61 |
| 27 | Ray Alexander | 1995 | 556 | 8,842 | 15.9 | 59 | 40 |
| 28 | Paul Masotti | 1999 | 556 | 8,772 | 15.8 | 97 | 44 |
| 29 | Eddie Brown | 2002 | 532 | 8,663 | 16.3 | 78 | 60 |
| 30 | Joe Poplawski | 1986 | 549 | 8,341 | 15.2 | 68 | 48 |

| RECEPTIONS: | Last | 2012 | Rec |
|-------------|-------------------------|-----------------|------------|
| 1 | Ben Cahoon | 2010 | 1,017 |
| 2 | Terry Vaughn | 2006 | 1,006 |
| 3 | Darren Flutie | 2002 | 972 |
| 4 | Allen Pitts | 2000 | 966 |
| 5 | Geroy Simon | 2012 BC | 957 |
| 6 | Don Narcisse | 1999 | 919 |
| 7 | Milt Stegall | 2008 | 854 |
| 8 | Ray Elgaard | 1996 | 830 |
| 9 | Derrell Mitchell | 2007 | 821 |
| 10 | Rocky DiPietro | 1991 | 706 |
| 11 | Michael Clemons | 2000 | 682 |
| 12 | Arland Bruce III | 2012 BC | 680 |
| 13 | Nik Lewis | 2012 Cgy | 679 |
| 14 | Tommy-Joe Coffey | 1973 | 650 |
| 15 | Tom Scott | 1984 | 649 |
| 16 | Travis Moore | 2005 | 645 |
| 17 | Jock Climie | 2001 | 627 |
| 18 | Robert Gordon | 2004 | 623 |
| 19 | Jeremaine Copeland | 2011 | 622 |
| 20 | Tony Gabriel | 1981 | 614 |

| RUSHING | Last | 2012 | Car | Yds | Avg | LG | TD |
|---------|------------------|------|-------|--------|-----|----|-----|
| 1 | Mike Pringle | 2004 | 2,962 | 16,425 | 5.5 | 86 | 125 |
| 2 | George Reed | 1975 | 3,243 | 16,116 | 5.0 | 71 | 134 |
| 3 | Damon Allen | 2007 | 1,766 | 11,920 | 6.7 | 51 | 93 |
| 4 | Johnny Bright | 1964 | 1,969 | 10,909 | 5.5 | 90 | 69 |
| 5 | Charles Roberts | 2008 | 1,918 | 10,285 | 5.4 | 70 | 69 |
| 6 | Kelvin Anderson | 2003 | 1,858 | 9,340 | 5.0 | 52 | 54 |
| 7 | Joffrey Reynolds | 2011 | 1,590 | 9,213 | 5.8 | 55 | 53 |
| 8 | Norm Kwong ** | 1960 | 1,745 | 9,022 | 5.2 | 60 | 78 |
| 9 | Leo Lewis | 1965 | 1,351 | 8,861 | 6.6 | 92 | 48 |
| 10 | Dave Thelen | 1966 | 1,530 | 8,463 | 5.5 | 77 | 47 |
| 11 | Tracy Ham | 1999 | 1,059 | 8,043 | 7.6 | 80 | 62 |
| 12 | Jim Evenson | 1974 | 1,460 | 7,060 | 4.8 | 68 | 37 |

** Kwong played in 1948-49 (individual rushing not compiled until 1950)

Note: Figures on this page have been reconciled to team totals and remove errors from previous CFL Guides. They take precedence over CFL.ca statistics.



CFL All-Time Individual Leaders - To 2012

As of: August 12, 2012

| KICK RETURNS | Last | 2012 | GP | Yards | -- Kick Ret Yds & TD -- | | | | Per game | | FIELD GOAL PCT | | | | | | | |
|-----------------------|------|------|-----|--------|-------------------------|-------|-------|----|----------|-------|----------------------|------|-----|-----|------------------|------|----|----|
| | | | | | Punt | K/O | FG Ms | TD | Rk | Yds | Last | 2012 | Att | Md | Pct | Lg | S | |
| 1 Henry Williams | 2000 | | 200 | 20,257 | 11,257 | 7,354 | 1,646 | 31 | 70 | 101.3 | 1 Sandro DeAngelis | 2012 | Ssk | 304 | 252 | 82.9 | 56 | 16 |
| 2 Michael Clemons | 2000 | | 185 | 13,082 | 6,025 | 6,349 | 708 | 8 | | 70.7 | 2 Luca Congi | 2012 | Ham | 219 | 174 | 79.5 | 53 | 44 |
| 3 Marvin Coleman | 2003 | | 166 | 11,545 | 5,211 | 5,565 | 769 | 7 | | 69.5 | 3 Paul McCallum | 2012 | BC | 748 | 593 | 79.3 | 62 | 75 |
| 4 Jason Armstead | 2011 | | 106 | 10,279 | 4,234 | 5,494 | 551 | 6 | 11 | 97.0 | 4 Damon Duval | 2011 | | 353 | 277 | 78.5 | 53 | 43 |
| 5 Winston October | 2004 | | 92 | 9,511 | 4,417 | 3,942 | 1,152 | 7 | 9 | 103.4 | 5 David Ridgway | 1995 | | 736 | 574 | 78.0 | 60 | 92 |
| 6 Keith Stokes | 2008 | | 88 | 9,163 | 3,701 | 4,132 | 1,330 | 12 | 7 | 104.1 | 6 Dean Dorsey | 1991 | | 290 | 219 | 75.5 | 55 | 40 |
| 7 Corey Holmes | 2007 | | 92 | 8,814 | 3,639 | 4,973 | 202 | 6 | 12 | 95.8 | | | | | | | | |
| 8 Paul Bennett | 1987 | | 174 | 8,311 | 6,358 | 1,871 | 82 | 1 | | 47.8 | | | | | | | | |
| 9 Larry Highbaugh | 1983 | | 196 | 7,152 | 2,186 | 4,966 | | 4 | | 36.5 | | | | | | | | |
| 10 Bashir Levingston | 2007 | | 78 | 7,093 | 2,921 | 3,356 | 816 | 15 | 14 | 90.9 | | | | | | | | |
| 11 Jimmy Cunningham | 2002 | | 67 | 7,082 | 2,783 | 3,828 | 471 | 9 | 6 | 105.7 | | | | | | | | |
| 12 Dominique Dorsey | 2010 | | 59 | 6,940 | 2,652 | 3,739 | 549 | 5 | 3 | 117.6 | | | | | | | | |
| 13 Chad Owens | 2012 | Tor | 42 | 6,387 | 2,181 | 3,645 | 561 | 6 | 1 | 152.1 | 408 Lui Passaglia | 2000 | | 257 | Lloyd Fairbanks | 1991 | | |
| 14 Larry Taylor | 2012 | Cgy | 55 | 6,346 | 2,262 | 3,397 | 687 | 5 | 5 | 115.4 | 394 Bob Cameron | 2002 | | 255 | Dan Rashovich | 1999 | | |
| 15 Ron Hopkins | 1991 | | 132 | 6,309 | 693 | 5,238 | 378 | 3 | | 47.8 | 370 Damon Allen | 2007 | | 254 | Dave Cutler | 1984 | | |
| 16 Dwight Edwards | 1988 | | 150 | 6,197 | 813 | 5,384 | | 0 | | 41.3 | 321 Miles Gorrell | 1996 | | 254 | Chris Walby | 1996 | | |
| 17 Larry Crawford | 1989 | | 134 | 6,205 | 4,159 | 1,944 | 102 | 3 | | 46.3 | 310 Anthony Calvillo | 2012 | | 241 | Noel Prefontaine | 2012 | | |
| 18 Ian Smart | 2009 | | 49 | 6,071 | 2,094 | 3,786 | 191 | 2 | 2 | 123.9 | 304 Paul Osbaldiston | 2003 | | 240 | Alondra Johnson | 2004 | | |
| 19 Chris Wright | 2002 | | 57 | 6,016 | 2,762 | 2,721 | 533 | 5 | | 105.5 | 298 Danny McManus | 2006 | | 238 | David Ridgway | 1994 | | |
| 20 Albert Johnson III | 2007 | | 52 | 6,016 | 1,933 | 3,464 | 619 | 2 | 4 | 115.7 | 293 Troy Westwood | 2009 | | 238 | Eddie Davis | 2009 | | |
| 21 Harvey Wylie | 1964 | | 139 | 5,848 | 1,555 | 4,293 | | 5 | | 42.1 | 288 Ron Lancaster | 1978 | | 238 | Jeremy O'Day | 2010 | | |
| 22 Tristan Jackson | 2012 | Ssk | 61 | 5,832 | 2,210 | 3,212 | 410 | 5 | 13 | 95.6 | 288 Leo Groenwegen | 2003 | | 237 | Chris Morris | 2005 | | |
| 23 Leo Lewis | 1966 | | 161 | 5,627 | 184 | 5,443 | | 1 | | 35.0 | 284 Gene Makowsky | 2011 | | 236 | Bob Poley | 1992 | | |
| 24 Wally Zatylny | 1995 | | 121 | 5,255 | 1,777 | 3,373 | 105 | 4 | | 43.4 | 280 Mark McLoughlin | 2005 | | 235 | Ron Atchison | 1968 | | |
| 25 Dickie Harris | 1982 | | 134 | 5,227 | 3,107 | 2,120 | | 4 | | 39.0 | 280 Paul McCallum | 2012 | | 233 | Al Wilson | 1986 | | |
| 26 Pee Wee Smith | 1995 | | 90 | 5,182 | 2,451 | 2,458 | 273 | 5 | | 57.6 | 278 Terry Baker | 2002 | | 233 | Shannon Garrett | 2008 | | |
| 27 Joe Hollimon | 1985 | | 136 | 5,174 | 1,891 | 3,283 | | 2 | | 38.0 | 276 Rod Connop | 1997 | | 232 | Rocco Romano | 2000 | | |
| 28 Eric Blount | 2002 | | 88 | 5,072 | 1,493 | 3,399 | 180 | 4 | | 57.6 | 271 Roger Aldag | 1992 | | 229 | Jerry Keeling | 1975 | | |
| 29 Albert Brown | 1989 | | 124 | 5,052 | 1,604 | 2,717 | 731 | 4 | | 40.7 | 271 Michael O'Shea | 2008 | | 229 | Willie Pless | 1999 | | |
| 30 Tony Tompkins | 2007 | | 43 | 4,890 | 1,808 | 2,489 | 593 | 4 | 5 | 113.7 | 268 Sean Fleming | 2007 | | 227 | Randy Srochenski | 2009 | | |
| 31 Rocky Long | 1977 | | 46 | 4,783 | 2,024 | 2,759 | | 1 | 8 | 104.0 | 267 Jamie Taras | 2002 | | 226 | Chris Szarka | 2010 | | |
| 32 Antonio Warren | 2006 | | 62 | 4,727 | 1,086 | 3,453 | 188 | 1 | | 76.2 | 261 Hank Ilesic | 2001 | | 226 | Ben Cahoon | 2010 | | |
| | | | | | | | | | | | 258 Vic Stephenson | 1998 | | 226 | Scott Flory | 2012 | | |

Note: Players shown with no FG miss return yards played during the era where published punt return yards included all kick returns with the exception of kickoffs i.e. punt return and FG miss returns were reported together.



The Last Time It Happened - CFL

| TEAM | Mark | Tot | Team | Opp | Date | Score | INDIVIDUAL | Mark | Tot | Player | Team | Opp | Date | |
|-------------------------------|--------|-------|------|-----|----------------------|-----------|---------------|---|------|-----------------|-------------------|--------|-----------|-----------|
| Winning Streak | 7+ | 8 | BC | | Aug 19 - Oct 16/11 | | Rushing yards | 200+ | 213 | Martell Mallett | BC | vs MTL | Sep 04/09 | |
| Losing Streak | 7+ | 9 | TOR | | Sep 19/09 - Jul 1/10 | | Receptions | 12+ | 12 | Nik Lewis | CGY | vs MTL | Jul 01/12 | |
| Scoring & Margins: | | | | | | | | | 15+ | 16 | Arland Bruce III | HAM | at SSK | Jul 31/10 |
| Score 50+ pts, game | 50+ | 55 | HAM | vs | CGY | Sep 25/11 | 55-36 | Receiving yards | 200+ | 226 | Adarius Bowman | EDM | vs SSK | Nov 04/11 |
| 100+ pts, game (combd) | 100+ | 105 | SSK | vs | MTL | Jul 01/10 | 54-51 | Passing yards | 400+ | 401 | Darian Durant | SSK | at EDM | Aug 10/12 |
| <20 pts, game (combd) | <20 | 18 | SSK | vs | EDM | Jul 08/12 | 17-1 | Pass attempts | 50+ | 62 | Darian Durant | SSK | at MTL | Aug 06/10 |
| No TDs both teams | 0 | 20 | TOR | vs | HAM | Sep 09/06 | 11-9 | Completions | 35+ | 36 | Anthony Calvillo | MTL | at WPG | Sep 24/10 |
| Shutout | 0 | 25-0 | MTL | vs | TOR | Aug 17/09 | 25-0 | TD passes | 5+ | 5 | Anthony Calvillo | MTL | at SSK | Jul 09/11 |
| Winning margin | 35+ | 42 | BC | vs | MTL | Nov 05/11 | 43-1 | Scoring & Defence: | | | | | | |
| Lost Scoring 40+ pts | 40+ | 40 | WPG | vs | MTL | Sep 24/10 | 40-44 | Touchdowns | 3+ | 3 | Nik Lewis | CGY | vs SSK | Jul 19/12 |
| Won Scoring 15 pts or less | <15 | 15 | CGY | vs | HAM | Oct 03/09 | 15-14 | Field goals | 7+ | 7 | Justin Medlock | HAM | vs BC | Oct 22/11 |
| Score 30+ pts any quarter | 30+ | 31 | MTL | vs | EDM | Jul 09/09 | 50-16 | Defensive tackles | 12+ | 13 | Rod Davis | EDM | vs MTL | Sep 23/11 |
| 40+ pts any half | 40+ | 42 | MTL | vs | WPG | Sep 25/04 | 42-10 | QB sacks | 4+ | 4 | John Bowman | MTL | vs HAM | Jul 22/10 |
| 30+ pts 1st half | 30+ | 35 | EDM | vs | WPG | Jul 13/12 | 35-0 | Interceptions | 3+ | 3 | James Patrick | SSK | vs EDM | Aug 28/10 |
| Lead by 30+ at half-time | 30+ | 35+ | EDM | vs | WPG | Jul 13/12 | 35-0 | Special tm tackles | 5+ | 5 | Adam Bighill | BC | vs EDM | Sep 30/11 |
| Trail by 20 after Q3 and won | by 20+ | -21 | WPG | vs | BC | Oct 11/10 | 11-32 | | 5+ | 5 | Matt Black | TOR | at HAM | Jul 14/12 |
| | | | | | | | | Punt return yds | 150+ | 157 | Tim Brown | BC | vs HAM | Jul 06/12 |
| | | | | | | | | Kickoff return yds | 200+ | 222 | Larry Taylor | CGY | at TOR | Jul 07/12 |
| YARDSTICKS | | | | | | | | | | | | | | |
| YARDSTICKS | Mark | Tot | Team | Opp | Date | Score | LONG GAINS | Mark | Yds | Player | Team | Opp | Date | |
| First downs | 30+ | 30 | CGY | vs | SSK | Jul 19/12 | 41-38 | Rush | 60+ | 89 | Chevon Walker | HAM | vs SSK | Jun 29/12 |
| Rushing yards | 250+ | 250 | EDM | vs | WPG | Oct 30/10 | 16-13 | | 90+ | 98 | George Jones | WPG | vs MTL | Jul 05/00 |
| Passing yards | 450+ | 477 | MTL | at | WPG | Sep 24/10 | 44-40 | Pass completion | 80+ | 95 | Burris-Walker | HAM | at BC | Jul 06/12 |
| Net Offence yards | 500+ | 518 | TOR | vs | CGY | Jul 07/12 | 39-36 | | 100+ | 100 | Lulay-Bruce III | BC | at SSK | Sep 24/11 |
| Pass attempts | 50+ | 55 | MTL | at | WPG | Sep 24/10 | 44-40 | Special Teams & Defensive Returns: | | | | | | |
| Completions | 35+ | 36 | MTL | at | WPG | Sep 24/10 | 44-40 | Punt return | 80+ | 89 | Chris Williams | HAM | vs TOR | Jul 14/12 |
| Completion pct | 80%+ | 90.0 | HAM | vs | MTL | Jul 21/12 | 39-24 | Kickoff return | 80+ | 93 | Chris Williams | HAM | vs EDM | Sep 16/11 |
| No of rushes | 40+ | 41 | EDM | at | BC | Oct 16/10 | 31-28 | FG miss return | 100+ | 117 | Chris Williams | HAM | vs MTL | Jul 21/12 |
| Touchdowns (total) | 7+ | 7 | HAM | vs | CGY | Sep 25/11 | 55-36 | Interception | 70+ | 108 | Joe Burnett | EDM | at BC | Jul 20/12 |
| TD passes | 5+ | 5 | MTL | at | SSK | Jul 09/11 | 39-25 | Fumble | 70+ | 71 | Charleston Hughes | CGY | vs SSK | Oct 01/11 |
| Interceptions thrown | 5+ | 5 | WPG | vs | SSK | Sep 11/11 | 23-45 | TD Returns: | | | | | | |
| Fumbles lost | 4+ | 4 | SSK | vs | MTL | Jul 18/09 | 10-43 | Punt return | TD | 89 | Chris Williams | HAM | vs TOR | Jul 14/12 |
| | 4+ | 4 | MTL | at | SSK | Jul 18/09 | 43-10 | Kickoff return | TD | 93 | Chris Williams | HAM | vs EDM | Sep 16/11 |
| Turnovers | 6+ | 7 | WPG | at | EDM | Jul 13/12 | 10-42 | FG miss return | TD | 129 | Tristan Jackson | SSK | vs BC | Jul 14/12 |
| Time of Possession | 38:00+ | 38:50 | BC | at | CGY | Jul 28/12 | 34-8 | Interception | TD | 108 | Joe Burnett | EDM | at BC | Jul 20/12 |
| QB Sacks made | 8+ | 8 | BC | at | EDM | Aug 19/11 | 36-1 | Fumble | TD | 44 | Joe Burnett | EDM | vs SSK | Aug 10/12 |
| | 10+ | 10 | BC | vs | HAM | Sep 28/08 | 40-10 | Blocked kicks: | | | | | | |
| Field goals made | 6+ | 6 | TOR | vs | CGY | Jul 07/12 | 39-36 | Punt | | Hugo Lopez | EDM | at WPG | Jul 26/12 | |
| No of penalties | 20+ | 20 | BC | at | WPG | Oct 11/10 | 35-47 | Field goal | | Kenny Mainor | WPG | vs CGY | Jul 14/11 | |
| Penalty yards | 200+ | 205 | MTL | at | WPG | Sep 30/11 | 32-26 | Convert | | Shea Emry | MTL | at HAM | Oct 22/10 | |

100-Yard Games - The Last Time ...

| | | | | | | |
|--|-------------|-----|-----|----|-----|-----------|
| 100 yards rushing by QB: | R.Ray | 135 | EDM | at | BC | Oct 16/10 |
| | A.McPherson | 121 | MTL | at | HAM | Sep 11/10 |
| | B.Pierce | 109 | WPG | vs | TOR | Jul 09/10 |
| | C.Printers | 125 | HAM | at | EDM | Sep 13/08 |
| 100-yard rusher, both teams (C.Boyd 132, J.Messam 115) | | 2 | TOR | at | EDM | Oct 21/11 |
| Two 100-yard rushers, one team (F.Reid 107, J.Smith 101) | | 2 | WPG | vs | TOR | Oct 10/08 |
| Three 100-yard receivers, one team | | 3 | CGY | vs | HAM | Aug 27/11 |
| | | 3 | MTL | at | HAM | Oct 04/08 |
| 100-yds receiving & rushing (115 rushing & 116 receiving) | A.Cobourne | | MTL | vs | TOR | Jul 29/10 |

Return TDs - The Last Time ...

| | | | | | |
|--|----------------------|-----|----|-----|-----------|
| Two def TD rets, one team | Fumble, interception | MTL | at | HAM | Sep 05/11 |
| Three INT TD ret, both tms | Ham 2, Wpg 1 | HAM | at | WPG | Nov 08/09 |
| Two INT TD rets, one tm (M.Knowlton, J.Bradley) | Ham 2 | HAM | at | WPG | Nov 08/09 |
| Kick Returns Only: | | | | | |
| Two Kick return TDs, team | | HAM | vs | TOR | Jul 14/12 |
| Two Kick return TDs, team (First recorded occurrences since 2002) | | HAM | at | WPG | Jul 02/10 |
| Kick return TD, both teams (Tim Brown and Chris Williams, each player returned a punt for a TD) | | BC | vs | HAM | Jul 06/12 |



2012 CANADIAN FOOTBALL LEAGUE · GAME NOTES



HEAD-TO-HEAD SERIES SINCE 2008

| Game Details | | Ld Last | | | | | |
|--------------|------|---------|-----|-----|-----|-----|------|
| Game/Date | Site | Ham | Wpg | Dif | Won | Chg | 3:00 |
| 74 Oct 27/12 | HAM | | | | | | |
| 53 Sep 21/12 | WPG | | | | | | |
| 33 Aug 16/12 | WPG | | | | | | |
| 61 Oct 07/11 | HAM | 17 | 33 | 16 | Wpg | 0 | --- |
| 39 Aug 26/11 | WPG | 27 | 30 | 3 | Wpg | 1 | yes |
| 10 Jul 01/11 | HAM | 16 | 24 | 8 | Wpg | 2 | yes |
| 34 Aug 13/10 | WPG | 39 | 28 | 11 | Ham | 0 | --- |
| 31 Aug 07/10 | HAM | 29 | 22 | 7 | Ham | 3 | yes |
| 18 Jul 16/10 | HAM | 28 | 7 | 21 | Ham | 0 | --- |
| 11 Jul 02/10 | WPG | 29 | 49 | 20 | Wpg | 1 | --- |
| 80 Nov 08/09 | WPG | 39 | 17 | 22 | Ham | 2 | --- |
| 64 Oct 12/09 | HAM | 28 | 38 | 10 | Wpg | 0 | --- |
| 20 Jul 18/09 | HAM | 25 | 13 | 12 | Ham | 2 | --- |
| 79 Nov 01/08 | WPG | 30 | 44 | 14 | Wpg | 0 | --- |
| 53 Sep 19/08 | HAM | 23 | 25 | 2 | Wpg | 2 | yes |
| 37 Aug 14/08 | WPG | 24 | 37 | 13 | Wpg | 1 | --- |

| Hamilton | | | | Winnipeg | | | |
|----------|-----|-----|-----|----------|-----|-----|-----|
| Res | BL | Net | T/O | Res | BL | Net | T/O |
| L | 0 | 268 | 1 | W | +23 | 400 | 0 |
| L | +4 | 418 | 3 | W | +14 | 350 | 0 |
| L | +10 | 302 | 5 | W | +8 | 230 | 2 |
| W | +24 | 430 | 2 | L | 0 | 393 | 5 |
| W | +7 | 415 | 1 | L | +4 | 508 | 2 |
| W | +21 | 433 | 0 | L | 0 | 282 | 2 |
| L | +8 | 206 | 4 | W | +20 | 472 | 2 |
| W | 22 | 396 | 2 | L | +7 | 197 | 2 |
| L | 0 | 332 | 3 | W | +31 | 456 | 3 |
| W | +12 | 407 | 4 | L | +4 | 260 | 3 |
| L | 0 | 346 | 2 | W | +19 | 432 | 2 |
| L | +1 | 362 | 1 | W | +11 | 457 | 3 |
| L | +7 | 400 | 5 | W | +13 | 433 | 2 |

| Head to Head Since 2008 | | |
|-------------------------|-------|-------|
| Ham | v | Wpg |
| Games | | 13 |
| Dec. last 3:00 | | 4 |
| Results: | | |
| Wins | Ham | Wpg |
| | 5 | 8 |
| Total points | 354 | 367 |
| Avg points | 27.2 | 28.2 |
| Net Offence | 363 | 375 |
| Turnovers | 33 | 28 |
| Opp. pts off | 106 | 64 |
| Avg TOP | 30:19 | 29:41 |
| 2nd Dn con % | 43.8 | 39.6 |



HAMILTON TIGER-CATS

| Offence | Game/Date | Team Totals: | | | | | | | | |
|--------------|--------------|--------------|-----|-------|---------|---------|---------|------|------|----|
| | | QB Start | Car | Yds | Att | Com | % | Yds | Int | TD |
| HAM | 74 Oct 27/12 | | | | | | | | | |
| HAM | 53 Sep 21/12 | | | | | | | | | |
| HAM | 33 Aug 16/12 | | | | | | | | | |
| HAM Glenn | 61 Oct 07/11 | 19 | 74 | 29 | 19 | 65.5 | 202 | 1 | 1 | |
| HAM Glenn | 39 Aug 26/11 | 20 | 71 | 34 | 22 | 64.7 | 351 | 1 | 2 | |
| HAM Glenn | 10 Jul 01/11 | 22 | 92 | 38 | 22 | 57.9 | 227 | 4 | 1 | |
| HAM Glenn | 34 Aug 13/10 | 28 | 127 | 27 | 19 | 70.4 | 306 | 2 | 3 | |
| HAM Glenn | 31 Aug 07/10 | 15 | 62 | 41 | 24 | 58.5 | 371 | 1 | 3 | |
| HAM Glenn | 18 Jul 16/10 | 21 | 95 | 36 | 29 | 80.6 | 340 | 0 | 3 | |
| HAM Glenn | 11 Jul 02/10 | 15 | 94 | 32 | 15 | 46.9 | 197 | 1 | 1 | |
| HAM Glenn | 80 Nov 08/09 | 26 | 97 | 42 | 28 | 66.7 | 316 | 2 | 1 | |
| HAM Porter | 64 Oct 12/09 | 10 | 55 | 40 | 24 | 60.0 | 299 | 1 | 2 | |
| HAM Porter | 20 Jul 18/09 | 20 | 82 | 42 | 27 | 64.3 | 334 | 3 | 2 | |
| HAM Printers | 79 Nov 01/08 | 11 | 66 | 45 | 21 | 46.7 | 328 | 2 | 3 | |
| HAM Printers | 53 Sep 19/08 | 12 | 102 | 37 | 20 | 54.1 | 305 | 0 | 2 | |
| HAM Williams | 37 Aug 14/08 | 26 | 211 | 27 | 14 | 51.9 | 204 | 1 | 0 | |
| Other | Game/Date | FD | SA | TOP | Own T/O | Opp Pts | - 2d Dn | Conv | - | |
| HAM | 74 Oct 27/12 | | | | | | | | | |
| HAM | 53 Sep 21/12 | | | | | | | | | |
| HAM | 33 Aug 16/12 | | | | | | | | | |
| HAM | 61 Oct 07/11 | 17 | 2 | 28:19 | 1 | 7 | 20 | 6 | 30.0 | |
| HAM | 39 Aug 26/11 | 19 | 1 | 30:18 | 3 | 7 | 22 | 9 | 40.9 | |
| HAM | 10 Jul 01/11 | 16 | 2 | 31:45 | 5 | 10 | 25 | 7 | 28.0 | |
| HAM | 34 Aug 13/10 | 27 | 0 | 31:43 | 2 | 14 | 20 | 12 | 60.0 | |
| HAM | 31 Aug 07/10 | 21 | 1 | 29:20 | 1 | 0 | 24 | 11 | 45.8 | |
| HAM | 18 Jul 16/10 | 33 | 1 | 37:18 | 0 | 0 | 23 | 16 | 69.6 | |
| HAM | 11 Jul 02/10 | 15 | 7 | 25:59 | 4 | 17 | 20 | 5 | 25.0 | |
| HAM | 80 Nov 08/09 | 24 | 2 | 38:08 | 2 | 7 | 31 | 15 | 48.4 | |
| HAM | 64 Oct 12/09 | 20 | 4 | 26:33 | 3 | 10 | 22 | 10 | 45.5 | |
| HAM | 20 Jul 18/09 | 22 | 2 | 35:23 | 4 | 7 | 28 | 15 | 53.6 | |
| HAM | 79 Nov 01/08 | 14 | 5 | 26:50 | 2 | 10 | 27 | 8 | 29.6 | |
| HAM | 53 Sep 19/08 | 21 | 5 | 26:37 | 1 | 0 | 21 | 10 | 47.6 | |
| HAM | 37 Aug 14/08 | 21 | 4 | 25:50 | 5 | 17 | 21 | 9 | 42.9 | |

WINNIPEG BLUE BOMBERS

| Offence | Game/Date | Team Totals: | | | | | | | | |
|------------|--------------|--------------|-----|-------|---------|---------|---------|------|------|----|
| | | QB Start | Car | Yds | Att | Com | % | Yds | Int | TD |
| WPG | 74 Oct 27/12 | | | | | | | | | |
| WPG | 53 Sep 21/12 | | | | | | | | | |
| WPG | 33 Aug 16/12 | | | | | | | | | |
| WPG Pierce | 61 Oct 07/11 | 26 | 177 | 25 | 16 | 64.0 | 239 | 0 | 1 | |
| WPG Pierce | 39 Aug 26/11 | 16 | 73 | 34 | 19 | 55.9 | 214 | 0 | 1 | |
| WPG Pierce | 10 Jul 01/11 | 19 | 109 | 26 | 12 | 46.2 | 151 | 1 | 1 | |
| WPG Pierce | 34 Aug 13/10 | 21 | 121 | 34 | 21 | 61.8 | 290 | 1 | 3 | |
| WPG Jyles | 31 Aug 07/10 | 20 | 180 | 36 | 25 | 69.4 | 349 | 0 | 2 | |
| WPG Pierce | 18 Jul 16/10 | 12 | 88 | 32 | 19 | 59.4 | 203 | 1 | 0 | |
| WPG Pierce | 11 Jul 02/10 | 25 | 211 | 25 | 17 | 68.0 | 291 | 0 | 2 | |
| WPG Bishop | 80 Nov 08/09 | 18 | 88 | 26 | 8 | 30.8 | 122 | 2 | 1 | |
| WPG Bishop | 64 Oct 12/09 | 26 | 135 | 38 | 21 | 55.3 | 355 | 2 | 3 | |
| WPG Lefors | 20 Jul 18/09 | 28 | 137 | 24 | 9 | 37.5 | 124 | 1 | 0 | |
| WPG Glenn | 79 Nov 01/08 | 24 | 215 | 27 | 17 | 63.0 | 227 | 0 | 2 | |
| WPG Glenn | 53 Sep 19/08 | 19 | 104 | 38 | 28 | 73.7 | 368 | 1 | 2 | |
| WPG Glenn | 37 Aug 14/08 | 26 | 150 | 37 | 24 | 64.9 | 285 | 2 | 1 | |
| Other | Game/Date | FD | SA | TOP | Own T/O | Opp Pts | - 2d Dn | Conv | - | |
| WPG | 74 Oct 27/12 | | | | | | | | | |
| WPG | 53 Sep 21/12 | | | | | | | | | |
| WPG | 33 Aug 16/12 | | | | | | | | | |
| WPG | 61 Oct 07/11 | 23 | 2 | 31:41 | 0 | 0 | 20 | 8 | 40.0 | |
| WPG | 39 Aug 26/11 | 20 | 3 | 29:42 | 0 | 0 | 24 | 12 | 50.0 | |
| WPG | 10 Jul 01/11 | 13 | 5 | 28:15 | 2 | 7 | 22 | 9 | 40.9 | |
| WPG | 34 Aug 13/10 | 21 | 4 | 28:17 | 5 | 7 | 22 | 11 | 50.0 | |
| WPG | 31 Aug 07/10 | 24 | 3 | 30:40 | 2 | 7 | 21 | 6 | 28.6 | |
| WPG | 18 Jul 16/10 | 16 | 1 | 22:42 | 2 | 0 | 17 | 7 | 41.2 | |
| WPG | 11 Jul 02/10 | 19 | 4 | 34:01 | 2 | 0 | 23 | 10 | 43.5 | |
| WPG | 80 Nov 08/09 | 7 | 0 | 21:52 | 2 | 14 | 18 | 2 | 11.1 | |
| WPG | 64 Oct 12/09 | 23 | 2 | 33:27 | 3 | 7 | 28 | 13 | 46.4 | |
| WPG | 20 Jul 18/09 | 12 | 0 | 24:37 | 3 | 1 | 22 | 5 | 22.7 | |
| WPG | 79 Nov 01/08 | 15 | 0 | 33:10 | 2 | 7 | 21 | 6 | 28.6 | |
| WPG | 53 Sep 19/08 | 24 | 2 | 33:23 | 3 | 0 | 25 | 14 | 56.0 | |
| WPG | 37 Aug 14/08 | 25 | 0 | 34:10 | 2 | 14 | 25 | 11 | 44.0 | |



BLUE BOMBERS HISTORY

1. This Game In Club History:

- This week marks the Blue Bombers' **1,141st game** in their long history of Canadian football since the founding of the WIFU in 1936. Reaching back to early days in the Manitoba Rugby Football Union and the founding of the club on June 10, 1930, the team continues their 82nd year in Canadian football, the 74th season of WIFU/CFL play. The club's all-time record stands at 591-533-14 since 1936. In their present home at Canad Inns Stadium (formerly Winnipeg Stadium), the Blue Bombers have an all-time record of **311-185-4** in 500 regular season contests and have drawn more than 11 million fans through the turnstiles.
- The Bombers opened with four straight road games and returned home in Week #5 and 6 to sell-out crowds. The home opener was a 23-22 win over Edmonton. The most recent sellout crowd of 29,533 set a new club record of nine straight regular season full houses eclipsing the mark set back in 1953.

2. This Week's Opponent:

| | | | | |
|--|-----------------------|--------------------|-------------------------|---|
|  | SINCE 1961 | | |  |
| (2012: 1-5) | Overall: 57-45 | Home: 33-18 | 2011 Series: 3-0 | (2012: 3-3) |
| <p>This will be the <u>103rd time</u> that the Blue Bombers have met the Tiger-Cats in a regular season game since interlocking play began in 1961. Winnipeg has a 57-45 record vs Hamilton in regular season play and a 6-1 edge in seven previous playoff encounters since 1987 when the Blue Bombers began to shift from the West to the East depending upon the configuration of the CFL's divisions and number of teams. The two clubs have a much deeper history however as they have met eight times in the Grey Cup dating back to 1953 when Hamilton won 12-6. Five of the club's Grey Cup wins have come over Hamilton.</p> <p>Last season the Blue Bombers swept the season series by scores of 24-16, 30-27 and most recently 33-17 in Hamilton on Oct 7/11. In the 2011 East Final, the Bombers defeated Hamilton 19-3 to make it to the Grey Cup game in Vancouver.</p> | | | | |

| ALL-TIME RECORD VS HAM | G | W | L | T | PCT | PF | PA | LARGEST WINS & LOSSES |
|------------------------|-----|----|----|---|------|-------|-------|--|
| REGULAR SEASON | 102 | 57 | 45 | 0 | .559 | 3,516 | 3,230 | Win: Oct 19/91 68-14 |
| AT HOME | 51 | 33 | 18 | 0 | .647 | 1,405 | 1,182 | Loss: Sep 18/99 15-65 |
| ON THE ROAD | 51 | 24 | 27 | 0 | .471 | 1,148 | 1,146 | Regular Season streak 3W Last game: 33-17 Wpg on Oct 7/11 |
| PLAYOFFS | 7 | 6 | 1 | 0 | .857 | 193 | 108 | |

3. Last Week's Game:

Last week was the club's second home game of the 2012 season after a challenging four-game stretch on the road to start. The Montreal Alouettes turned a strong start into an eventual 36-26 victory as they opened leads of 15-3 and 21-3 at half-time and with one quarter to play. The Blue Bombers scored 23 of their 26 points in the final 15:00 registering a pair of touchdowns and two-point converts in the final 2:41 of play.

Starting QB Alex Brink had his best day as a pro completing 25 of 39 passes for 311 yards and two TDs without an interception for a 105.8 passer rating. He went 18-of-23 in the second half alone for 245 yards and two scores. A slow start made it tough to get enough to level the score however, as Montreal held a 231 to 115 yard edge in net offence at half-time. Anthony Calvillo recorded his fifth straight 300+ yard passing game and also threw for a pair of TDs. Brandon Whitaker was the main weapon for Montreal as he rushed for 115 yards and caught 6 passes for another 64 yards to lead the way. Second down conversions were a key in this game as Montreal went 12-of-24 to Winnipeg's 6-of-18.



2012 NOTES & TRENDS

WINNIPEG GM #7 · CFL #33

4. Bombers Home Attendance / Canas Inns Stadium – 1953 to 2012:

| Year | GP | Total | Avg | S/O | Year | GP | Total | Avg | S/O | Year | GP | Total | Avg | S/O |
|------|----|---------|--------|-----|------|----|---------|--------|-----|--------------|------------|-------------------|---------------|------------|
| 1953 | 8 | 131,291 | 16,411 | 8 | 1977 | 8 | 197,594 | 24,699 | 4 | 2001 | 9 | 252,802 | 28,089 | 3 |
| 1954 | 8 | 136,581 | 17,073 | 2 | 1978 | 8 | 215,315 | 26,914 | 0 | 2002 | 9 | 248,037 | 27,560 | 2 |
| 1955 | 8 | 127,858 | 15,982 | 1 | 1979 | 8 | 196,899 | 24,612 | 0 | 2003 | 9 | 245,858 | 27,318 | 0 |
| 1956 | 8 | 134,514 | 16,814 | 0 | 1980 | 8 | 200,324 | 25,041 | 0 | 2004 | 9 | 220,463 | 24,496 | 0 |
| 1957 | 8 | 130,781 | 17,668 | 1 | 1981 | 8 | 218,404 | 27,301 | 1 | 2005 | 9 | 218,855 | 24,317 | 1 |
| 1958 | 8 | 139,650 | 17,456 | 1 | 1982 | 8 | 228,767 | 28,596 | 2 | 2006 | 9 | 242,890 | 26,988 | 2 |
| 1959 | 8 | 137,214 | 17,152 | 0 | 1983 | 8 | 196,910 | 24,614 | 0 | 2007 | 9 | 249,309 | 27,701 | 5 |
| 1960 | 8 | 137,913 | 17,239 | 1 | 1984 | 8 | 226,570 | 28,321 | 1 | 2008 | 9 | 244,357 | 27,151 | 2 |
| 1961 | 8 | 129,489 | 16,186 | 1 | 1985 | 8 | 229,910 | 28,739 | 1 | 2009 | 9 | 231,480 | 25,720 | 2 |
| 1962 | 8 | 126,692 | 15,837 | 0 | 1986 | 9 | 241,857 | 26,873 | 1 | 2010 | 9 | 234,749 | 26,083 | 1 |
| 1963 | 8 | 136,588 | 17,074 | 0 | 1987 | 9 | 241,567 | 26,841 | 0 | 2011 | 9 | 266,008 | 29,556 | 7 |
| 1964 | 8 | 113,304 | 14,163 | 0 | 1988 | 9 | 223,719 | 24,858 | 0 | 2012 | 2 | 59,066 | 29,533 | 2 |
| 1965 | 8 | 150,388 | 18,799 | 1 | 1989 | 9 | 217,443 | 24,160 | 0 | | | | | |
| 1966 | 8 | 146,105 | 18,263 | 1 | 1990 | 9 | 244,760 | 27,196 | 0 | Year | GP | Total | Avg | S/O |
| 1967 | 8 | 134,000 | 16,750 | 1 | 1991 | 9 | 249,817 | 27,757 | 1 | 2011 | 8 | 266,008 | 29,556 | 7 |
| 1968 | 8 | 112,500 | 14,063 | 1 | 1992 | 9 | 234,748 | 26,083 | 0 | 2012 | 2 | 59,066 | 29,533 | 2 |
| 1969 | 8 | 146,220 | 18,278 | 0 | 1993 | 9 | 226,228 | 25,136 | 1 | 1985 | 8 | 229,910 | 28,739 | 1 |
| 1970 | 8 | 135,987 | 16,998 | 1 | 1994 | 9 | 213,148 | 23,683 | 0 | 1982 | 8 | 228,767 | 28,596 | 2 |
| 1971 | 8 | 171,063 | 21,383 | 2 | 1995 | 9 | 205,992 | 22,888 | 0 | 1984 | 8 | 226,570 | 28,321 | 1 |
| 1972 | 8 | 197,296 | 24,662 | 7 | 1996 | 9 | 232,189 | 25,799 | 0 | 2001 | 9 | 252,802 | 28,089 | 3 |
| 1973 | 8 | 190,975 | 23,872 | 1 | 1997 | 9 | 192,526 | 21,392 | 0 | 1991 | 9 | 249,817 | 27,757 | 1 |
| 1974 | 8 | 179,940 | 22,493 | 1 | 1998 | 9 | 204,147 | 22,683 | 1 | 2007 | 9 | 249,309 | 27,701 | 5 |
| 1975 | 8 | 192,046 | 24,006 | 4 | 1999 | 9 | 197,261 | 21,918 | 1 | | | | | |
| 1976 | 8 | 185,789 | 23,224 | 2 | 2000 | 9 | 229,157 | 25,462 | 0 | Total | 500 | 11,503,410 | 23,007 | 77 |



| 2012 SCHEDULE | | | | Final Score | | | 2012 Record | | | - 1st Q - | | - 2nd Q - | | - 3rd Q - | | - 4th Q - | | -- OT -- | | | |
|---------------|--------|-----|-----|-------------|--------|------|-------------|-----|---|-----------|-----|-----------|-----|-----------|-----|-----------|-----|----------|-----|---|---|
| # | Date | Opp | H/A | CFL | Attend | Wpg | Opp | Res | W | L | Str | Wpg | Opp | Wpg | Opp | Wpg | Opp | Wpg | Opp | | |
| 1 | Jun 29 | BC | A | 10 | | 16 | 33 | L | 0 | 1 | 1L | 3 | 7 | 3 | 13 | 10 | 16 | 16 | 33 | | |
| 2 | Jul 06 | Mtl | A | 13 | | 30 | 41 | L | 0 | 2 | 2L | 0 | 14 | 13 | 17 | 23 | 27 | 30 | 41 | | |
| 3 | Jul 13 | Edm | A | 18 | | 10 | 42 | L | 0 | 3 | 3L | 0 | 10 | 0 | 35 | 3 | 35 | 10 | 42 | | |
| 4 | Jul 18 | Tor | A | 21 | | 22 | 25 | L | 0 | 4 | 4L | 3 | 8 | 13 | 18 | 16 | 18 | 22 | 25 | | |
| 5 | Jul 26 | Edm | H | 25 | 29,533 | 23 | 22 | W | 1 | 4 | 1W | 1 | 0 | 11 | 14 | 18 | 21 | 23 | 22 | | |
| 6 | Aug 03 | Mtl | H | 29 | 29,533 | 26 | 36 | L | 1 | 5 | 1L | 0 | 8 | 3 | 15 | 3 | 21 | 26 | 36 | | |
| 7 | Aug 16 | Ham | H | 33 | | | | | | | | | | | | | | | | | |
| 8 | Aug 24 | BC | H | 38 | | | | | | | | | | | | | | | | | |
| 9 | Sep 02 | Ssk | A | 42 | | | | | | | | | | | | | | | | | |
| 10 | Sep 09 | Ssk | H | 48 | | | | | | | | | | | | | | | | | |
| 11 | Sep 14 | Cgy | A | 49 | | | | | | | | | | | | | | | | | |
| 12 | Sep 21 | Ham | H | 53 | | | | | | | | | | | | | | | | | |
| 13 | Sep 29 | Tor | H | 59 | | | | | | | | | | | | | | | | | |
| 14 | Oct 08 | Mtl | A | 63 | | | | | | | | | | | | | | | | | |
| 15 | Oct 13 | Cgy | H | 66 | | | | | | | | | | | | | | | | | |
| 16 | Oct 19 | Tor | A | 69 | | | | | | | | | | | | | | | | | |
| 17 | Oct 27 | Ham | A | 74 | | | | | | | | | | | | | | | | | |
| 18 | Nov 03 | Mtl | H | 79 | | | | | | | | | | | | | | | | | |
| 2012 TOTALS | | | | Atten | | 127 | 199 | | 1 | 5 | | 7 | 47 | 36 | 65 | 30 | 26 | 54 | 61 | 0 | 0 |
| 6 | GP | | | Avg | 29,533 | 21.2 | 33.2 | | | | | -40 | | -29 | | +4 | | -7 | | | 0 |

| WINNIPEG RECORD WHEN . . . | | | | | | | | | | | | | | | | | | | | | | | | | | |
|----------------------------|----------------------|----|----|---|------|---------|---|---|---------|---|---|---------|----|---|---------|----|---|---------|----|---|---------|---|---|---------|---|---|
| Record | --- 2006 to 2012 --- | | | | | In 2012 | | | In 2011 | | | In 2010 | | | In 2009 | | | In 2008 | | | In 2007 | | | In 2006 | | |
| | G | W | L | T | Pct | W | L | T | W | L | T | W | L | T | W | L | T | W | L | T | W | L | T | W | L | T |
| All Games | 114 | 49 | 64 | 1 | .434 | 1 | 5 | 0 | 10 | 8 | 0 | 4 | 14 | 0 | 7 | 11 | 0 | 8 | 10 | 0 | 10 | 7 | 1 | 9 | 9 | 0 |
| Home | 56 | 30 | 26 | 0 | .536 | 1 | 1 | 0 | 5 | 4 | 0 | 4 | 5 | 0 | 4 | 5 | 0 | 5 | 4 | 0 | 7 | 2 | 0 | 4 | 5 | 0 |
| Away | 58 | 19 | 38 | 1 | .336 | 0 | 4 | 0 | 5 | 4 | 0 | 0 | 9 | 0 | 3 | 6 | 0 | 3 | 6 | 0 | 3 | 5 | 1 | 5 | 4 | 0 |
| First 9 games | 60 | 25 | 34 | 1 | .425 | 1 | 5 | 0 | 7 | 2 | 0 | 2 | 7 | 0 | 3 | 6 | 0 | 2 | 7 | 0 | 5 | 3 | 1 | 5 | 4 | 0 |
| Last 9 games | 54 | 24 | 30 | 0 | .444 | 0 | 0 | 0 | 3 | 6 | 0 | 2 | 7 | 0 | 4 | 5 | 0 | 6 | 3 | 0 | 5 | 4 | 0 | 4 | 5 | 0 |
| By month: | | | | | | | | | | | | | | | | | | | | | | | | | | |
| June/July | 36 | 17 | 18 | 1 | .486 | 1 | 4 | 0 | 4 | 1 | 0 | 2 | 3 | 0 | 1 | 3 | 0 | 1 | 4 | 0 | 3 | 1 | 1 | 5 | 2 | 0 |
| August | 21 | 8 | 13 | 0 | .381 | 0 | 1 | 0 | 3 | 0 | 0 | 0 | 3 | 0 | 2 | 2 | 0 | 1 | 3 | 0 | 2 | 1 | 0 | 0 | 3 | 0 |
| September | 27 | 11 | 16 | 0 | .407 | 0 | 0 | 0 | 1 | 4 | 0 | 1 | 3 | 0 | 1 | 3 | 0 | 3 | 1 | 0 | 3 | 2 | 0 | 2 | 3 | 0 |
| Oct/Nov | 30 | 13 | 17 | 0 | .433 | 0 | 0 | 0 | 2 | 3 | 0 | 1 | 5 | 0 | 3 | 3 | 0 | 3 | 2 | 0 | 2 | 3 | 0 | 2 | 1 | 0 |
| Opponents: | | | | | | | | | | | | | | | | | | | | | | | | | | |
| vs BC | 13 | 5 | 8 | 0 | .385 | 0 | 1 | 0 | 2 | 0 | 0 | 1 | 1 | 0 | 1 | 1 | 0 | 0 | 2 | 0 | 1 | 1 | 0 | 0 | 2 | 0 |
| vs Calgary | 12 | 4 | 8 | 0 | .333 | 0 | 0 | 0 | 0 | 2 | 0 | 0 | 2 | 0 | 1 | 1 | 0 | 1 | 1 | 0 | 1 | 1 | 0 | 1 | 1 | 0 |
| vs Edmonton | 14 | 7 | 6 | 1 | .536 | 1 | 1 | 0 | 1 | 1 | 0 | 1 | 1 | 0 | 1 | 1 | 0 | 1 | 1 | 0 | 0 | 1 | 1 | 2 | 0 | 0 |
| vs Hamilton | 20 | 13 | 7 | 0 | .650 | 0 | 0 | 0 | 3 | 0 | 0 | 1 | 3 | 0 | 1 | 2 | 0 | 3 | 0 | 0 | 3 | 1 | 0 | 2 | 1 | 0 |
| vs Montreal | 22 | 8 | 14 | 0 | .364 | 0 | 2 | 0 | 2 | 1 | 0 | 0 | 3 | 0 | 1 | 3 | 0 | 1 | 2 | 0 | 3 | 0 | 0 | 1 | 3 | 0 |
| vs Saskatchewan | 12 | 3 | 9 | 0 | .250 | 0 | 0 | 0 | 0 | 2 | 0 | 1 | 1 | 0 | 0 | 2 | 0 | 0 | 2 | 0 | 1 | 1 | 0 | 1 | 1 | 0 |
| vs Toronto | 21 | 9 | 12 | 0 | .429 | 0 | 1 | 0 | 2 | 2 | 0 | 0 | 3 | 0 | 2 | 1 | 0 | 2 | 2 | 0 | 1 | 2 | 0 | 2 | 1 | 0 |
| Leads: | | | | | | | | | | | | | | | | | | | | | | | | | | |
| Lead after Q1 | 47 | 27 | 20 | 0 | .574 | 1 | 0 | 0 | 4 | 3 | 0 | 3 | 6 | 0 | 5 | 2 | 0 | 4 | 4 | 0 | 5 | 1 | 0 | 5 | 4 | 0 |
| Trail after Q1 | 59 | 18 | 40 | 1 | .314 | 0 | 5 | 0 | 5 | 5 | 0 | 1 | 8 | 0 | 2 | 6 | 0 | 3 | 5 | 0 | 4 | 6 | 1 | 3 | 5 | 0 |
| Tied after Q1 | 8 | 4 | 4 | 0 | .500 | 0 | 0 | 0 | 1 | 0 | 0 | 0 | 0 | 0 | 0 | 3 | 0 | 1 | 1 | 0 | 1 | 0 | 0 | 1 | 0 | 0 |
| Lead after 1st H | 45 | 37 | 8 | 0 | .822 | 0 | 0 | 0 | 5 | 1 | 0 | 4 | 3 | 0 | 7 | 0 | 0 | 7 | 1 | 0 | 7 | 1 | 0 | 7 | 2 | 0 |
| Trail after 1st H | 63 | 11 | 51 | 1 | .183 | 1 | 5 | 0 | 4 | 7 | 0 | 0 | 9 | 0 | 0 | 9 | 0 | 1 | 8 | 0 | 3 | 6 | 1 | 2 | 7 | 0 |
| Tied after 1st H | 6 | 1 | 5 | 0 | .167 | 0 | 0 | 0 | 1 | 0 | 0 | 0 | 2 | 0 | 0 | 2 | 0 | 0 | 1 | 0 | 0 | 0 | 0 | 0 | 0 | 0 |
| Lead after Q3 | 45 | 35 | 10 | 0 | .778 | 0 | 0 | 0 | 7 | 1 | 0 | 3 | 3 | 0 | 7 | 1 | 0 | 6 | 2 | 0 | 6 | 1 | 0 | 6 | 2 | 0 |
| Trail after Q3 | 66 | 13 | 52 | 1 | .205 | 1 | 5 | 0 | 3 | 7 | 0 | 1 | 9 | 0 | 0 | 10 | 0 | 2 | 8 | 0 | 4 | 6 | 1 | 2 | 7 | 0 |
| Tied after Q3 | 3 | 1 | 2 | 0 | .333 | 0 | 0 | 0 | 0 | 0 | 0 | 0 | 2 | 0 | 0 | 0 | 0 | 0 | 0 | 0 | 0 | 0 | 0 | 1 | 0 | 0 |
| Score/Margin: | | | | | | | | | | | | | | | | | | | | | | | | | | |
| Score 0-19 pts | 40 | 4 | 36 | 0 | .100 | 0 | 2 | 0 | 0 | 2 | 0 | 0 | 7 | 0 | 1 | 9 | 0 | 0 | 6 | 0 | 1 | 2 | 0 | 2 | 8 | 0 |
| Score 20-29 pts | 46 | 23 | 23 | 0 | .500 | 1 | 2 | 0 | 6 | 6 | 0 | 0 | 4 | 0 | 2 | 2 | 0 | 3 | 3 | 0 | 5 | 5 | 0 | 6 | 1 | 0 |
| Score 30+ pts | 28 | 22 | 5 | 1 | .804 | 0 | 1 | 0 | 4 | 0 | 0 | 4 | 3 | 0 | 4 | 0 | 0 | 5 | 1 | 0 | 4 | 0 | 1 | 1 | 0 | 0 |
| Allow 0-19 pts | 34 | 24 | 10 | 0 | .706 | 0 | 0 | 0 | 5 | 0 | 0 | 1 | 3 | 0 | 3 | 2 | 0 | 2 | 2 | 0 | 8 | 2 | 0 | 5 | 1 | 0 |
| Allow 20-29 pts | 43 | 21 | 22 | 0 | .488 | 1 | 1 | 0 | 5 | 5 | 0 | 2 | 6 | 0 | 3 | 3 | 0 | 5 | 2 | 0 | 2 | 1 | 0 | 3 | 4 | 0 |
| Allow 30+ pts | 35 | 3 | 31 | 1 | .100 | 0 | 4 | 0 | 0 | 3 | 0 | 1 | 5 | 0 | 1 | 6 | 0 | 1 | 6 | 0 | 0 | 3 | 1 | 0 | 4 | 0 |
| 0-4 pts | 34 | 16 | 17 | 1 | .485 | 1 | 1 | 0 | 3 | 2 | 0 | 0 | 9 | 0 | 1 | 1 | 0 | 3 | 1 | 0 | 5 | 1 | 1 | 3 | 2 | 0 |
| 5-10 pts | 28 | 12 | 16 | 0 | .429 | 0 | 1 | 0 | 4 | 3 | 0 | 0 | 1 | 0 | 2 | 2 | 0 | 2 | 3 | 0 | 1 | 4 | 0 | 3 | 2 | 0 |
| 11-19 pts | 27 | 12 | 15 | 0 | .444 | 0 | 2 | 0 | 3 | 1 | 0 | 1 | 2 | 0 | 2 | 4 | 0 | 2 | 4 | 0 | 3 | 1 | 0 | 1 | 1 | 0 |
| 20+ pts | 25 | 9 | 16 | 0 | .360 | 0 | 1 | 0 | 0 | 2 | 0 | 3 | 2 | 0 | 2 | 4 | 0 | 1 | 2 | 0 | 1 | 1 | 0 | 2 | 4 | 0 |
| T/O & Start QB: | | | | | | | | | | | | | | | | | | | | | | | | | | |
| Less T/Os | 48 | 37 | 10 | 1 | .781 | 0 | 0 | 0 | 10 | 0 | 0 | 3 | 3 | 0 | 6 | 3 | 0 | 5 | 3 | 0 | 6 | 1 | 1 | 7 | 0 | 0 |
| More T/Os | 51 | 4 | 47 | 0 | .078 | 1 | 4 | 0 | 0 | 7 | 0 | 0 | 10 | 0 | 0 | 7 | 0 | 1 | 6 | 0 | 1 | 5 | 0 | 1 | 8 | 0 |
| T/Os even | 15 | 8 | 7 | 0 | .533 | 0 | 1 | 0 | 0 | 1 | 0 | 1 | 1 | 0 | 1 | 1 | 0 | 2 | 1 | 0 | 3 | 1 | 0 | 1 | 1 | 0 |
| B.Pierce | 24 | 11 | 13 | 0 | .458 | 0 | 3 | 0 | 10 | 6 | 0 | 1 | 4 | 0 | | | | | | | | | | | | |
| A.Brink | 6 | 2 | 4 | 0 | .333 | 1 | 2 | 0 | 0 | 2 | 0 | 1 | 0 | 0 | | | | | | | | | | | | |
| J.Elliott | 2 | 0 | 2 | 0 | .000 | 0 | 0 | 0 | 0 | 2 | 0 | 0 | 0 | 0 | | | | | | | | | | | | |
| Other QBs | 82 | 36 | 45 | 1 | .445 | 0 | 0 | 0 | 0 | 0 | 0 | 2 | 8 | 0 | 7 | 11 | 0 | 8 | 10 | 0 | 1 | | | | | |



| 2012 BY QUARTER | | | | - Total - | | - 1st Q - | | - 2nd Q - | | - 3rd Q - | | - 4th Q - | | -- O/T -- | |
|---------------------|--------|-----|-----|------------|------------|------------|-----------|------------|-----------|-----------|-----------|-----------|-----------|-----------|----------|
| # | Date | Opp | H/A | Wpg | Opp | Wpg | Opp | Wpg | Opp | Wpg | Opp | Wpg | Opp | Wpg | Opp |
| 1 | Jun 29 | BC | A | 16 | 33 | 3 | 7 | 0 | 6 | 7 | 3 | 6 | 17 | | |
| 2 | Jul 06 | Mtl | A | 30 | 41 | 0 | 14 | 13 | 3 | 10 | 10 | 7 | 14 | | |
| 3 | Jul 13 | Edm | A | 10 | 42 | 0 | 10 | 0 | 25 | 3 | 0 | 7 | 7 | | |
| 4 | Jul 18 | Tor | A | 22 | 25 | 3 | 8 | 10 | 10 | 3 | 0 | 6 | 7 | | |
| 5 | Jul 26 | Edm | H | 23 | 22 | 1 | 0 | 10 | 14 | 7 | 7 | 5 | 1 | | |
| 6 | Aug 03 | Mtl | H | 26 | 36 | 0 | 8 | 3 | 7 | 0 | 6 | 23 | 15 | | |
| 7 | Aug 16 | Ham | H | 0 | 0 | | | | | | | | | | |
| 8 | Aug 24 | BC | H | 0 | 0 | | | | | | | | | | |
| 9 | Sep 02 | Ssk | A | 0 | 0 | | | | | | | | | | |
| 10 | Sep 09 | Ssk | H | 0 | 0 | | | | | | | | | | |
| 11 | Sep 14 | Cgy | A | 0 | 0 | | | | | | | | | | |
| 12 | Sep 21 | Ham | H | 0 | 0 | | | | | | | | | | |
| 13 | Sep 29 | Tor | H | 0 | 0 | | | | | | | | | | |
| 14 | Oct 08 | Mtl | A | 0 | 0 | | | | | | | | | | |
| 15 | Oct 13 | Cgy | H | 0 | 0 | | | | | | | | | | |
| 16 | Oct 19 | Tor | A | 0 | 0 | | | | | | | | | | |
| 17 | Oct 27 | Ham | A | 0 | 0 | | | | | | | | | | |
| 18 | Nov 03 | Mtl | H | 0 | 0 | | | | | | | | | | |
| 2012 Total | | | | 127 | 199 | 7 | 47 | 36 | 65 | 30 | 26 | 54 | 61 | 0 | 0 |
| Differential | | | | -72 | | -40 | | -29 | | +4 | | -7 | | 0 | |

| SEASON RECORD | | | | RECORD AFTER ... | | | |
|---------------|----|----|---|------------------|-------|-------|-------|
| Year | W | L | T | 6G | 9G | 12G | 15G |
| 2012 | 1 | 5 | 0 | 1-5 | | | |
| 2011 | 10 | 8 | 0 | 5-1 | 7-2 | 8-4 | 9-6 |
| 2010 | 4 | 14 | 0 | 2-4 | 2-7 | 3-9 | 4-11 |
| 2009 | 7 | 11 | 0 | 2-4 | 3-6 | 4-8 | 6-9 |
| 2008 | 8 | 10 | 0 | 1-5 | 2-7 | 4-8 | 6-9 |
| 2007 | 10 | 7 | 1 | 3-2-1 | 5-3-1 | 7-4-1 | 8-6-1 |
| 2006 | 9 | 9 | 0 | 4-2 | 5-4 | 6-6 | 7-8 |
| 2005 | 5 | 13 | 0 | 1-5 | 3-6 | 3-9 | 5-10 |
| 2004 | 7 | 11 | 0 | 2-4 | 3-6 | 5-7 | 6-9 |
| 2003 | 11 | 7 | 0 | 4-2 | 6-3 | 9-3 | 9-6 |
| 2002 | 12 | 6 | 0 | 4-2 | 5-4 | 7-5 | 9-6 |
| 2001 | 14 | 4 | 0 | 4-2 | 7-2 | 10-2 | 13-2 |
| 2000 | 7 | 10 | 1 | 1-4-1 | 2-6-1 | 3-8-1 | 5-9-1 |
| 1999 | 6 | 12 | 0 | 2-4 | 2-7 | 3-9 | 5-10 |
| 1998 | 3 | 15 | 0 | 0-6 | 0-9 | 1-11 | 2-13 |
| 1997 | 4 | 14 | 0 | 1-5 | 1-8 | 2-10 | 3-12 |
| 1996 | 9 | 9 | 0 | 3-3 | 5-4 | 6-6 | 8-7 |

Longest Winning Streaks Since 1996:
 All: 0 (In 199_)
 Hm: 0 (In 199_) Aw: 0 (In 199_)

CLUB HISTORY - LAST SEASON

| 2011 Results | | | FINAL SCORE | | | | Record | | - 1st Q - | | - 2nd Q - | | - 3rd Q - | | - 4th Q - | |
|--------------------|--------|--------|---------------|------------|------------|-----|-----------|----------|-----------|------------|-----------|------------|------------|-----------|------------|-----------|
| # | Date | Lg Opp | H/A | WPG | Opp | Res | W | L | WPG | Opp | WPG | Opp | WPG | Opp | WPG | Opp |
| 1 | Jul 01 | 10 Ham | A | 24 | 16 | W | 1 | 0 | 7 | 10 | 9 | 16 | 13 | 16 | 24 | 16 |
| 2 | Jul 08 | 13 Tor | H | 22 | 16 | W | 2 | 0 | 1 | 3 | 11 | 3 | 16 | 10 | 22 | 16 |
| 3 | Jul 14 | 17 Cgy | H | 20 | 21 | L | 2 | 1 | 1 | 0 | 11 | 7 | 20 | 10 | 20 | 21 |
| 4 | Jul 23 | 22 Tor | A | 33 | 24 | W | 3 | 1 | 3 | 17 | 6 | 17 | 20 | 17 | 33 | 24 |
| 5 | Jul 28 | 25 BC | H | 25 | 20 | W | 4 | 1 | 3 | 3 | 6 | 13 | 19 | 14 | 25 | 20 |
| 6 | Aug 05 | 30 Edm | H | 28 | 16 | W | 5 | 1 | 1 | 11 | 12 | 14 | 26 | 16 | 28 | 16 |
| 7 | Aug 13 | 36 BC | A | 30 | 17 | W | 6 | 1 | 3 | 7 | 13 | 10 | 30 | 10 | 30 | 17 |
| 8 | Aug 26 | 39 Ham | H | 30 | 27 | W | 7 | 1 | 10 | 3 | 17 | 17 | 20 | 24 | 30 | 27 |
| 9 | Sep 04 | 42 Ssk | A | 7 | 27 | L | 7 | 2 | 0 | 7 | 4 | 10 | 7 | 20 | 7 | 27 |
| 10 | Sep 11 | 48 Ssk | H | 23 | 45 | L | 7 | 3 | 10 | 0 | 13 | 24 | 16 | 31 | 23 | 45 |
| 11 | Sep 18 | 52 Mtl | A | 25 | 23 | W | 8 | 3 | 14 | 0 | 17 | 14 | 25 | 14 | 25 | 23 |
| 12 | Sep 24 | 55 Tor | A | 24 | 25 | L | 8 | 4 | 7 | 8 | 14 | 15 | 17 | 22 | 24 | 25 |
| 13 | Sep 30 | 57 Mtl | H | 26 | 32 | L | 8 | 5 | 3 | 7 | 3 | 15 | 13 | 29 | 26 | 32 |
| 14 | Oct 07 | 61 Ham | A | 33 | 17 | W | 9 | 5 | 10 | 0 | 12 | 3 | 26 | 3 | 33 | 17 |
| 15 | Oct 15 | 66 Edm | A | 10 | 24 | L | 9 | 6 | 3 | 7 | 3 | 14 | 10 | 21 | 10 | 24 |
| 16 | Oct 22 | 71 Mtl | H | 26 | 25 | W | 10 | 6 | 8 | 6 | 10 | 9 | 10 | 25 | 26 | 25 |
| 17 | Oct 28 | 73 Tor | H | 22 | 27 | L | 10 | 7 | 3 | 0 | 6 | 24 | 19 | 24 | 22 | 27 |
| 18 | Nov 05 | 79 Cgy | A | 24 | 30 | L | 10 | 8 | 0 | 17 | 17 | 24 | 17 | 27 | 24 | 30 |
| 2011 TOTALS | | | Attend | 432 | 432 | | 10 | 8 | 87 | 106 | 97 | 143 | 140 | 84 | 108 | 99 |

CLUB HISTORY - ALL-TIME

| UPDATED ALL-TIME | | | |
|--|---------------|----|-----|
| CLUB RECORD: 1936 TO 2012 | | | |
| GP: | 1140 | W: | 592 |
| | | L: | 534 |
| | | T: | 14 |
| Club founded | 1930 (WCRFU) | | |
| No of years (since founding of WIFU 1936) | 74th | | |
| Years playoffs / streak | 55 / 1 year | | |
| 2011 Post-Season | Lost Grey Cup | | |
| First place finishes (most recent) | 20 (2011) | | |
| GREY CUP: | | | |
| Wins ('35,'39,'41,'58-59,'61-62,'84,'88,'90) | 10 | | |
| Last Grey Cup / Last win | 2011 / 1990 | | |



| | | --- CFL Profile --- | | | | | 6/29 | 7/6 | 7/13 | 7/18 | 7/26 | 8/3 | 8/16 | 8/24 | 9/2 | 9/9 | 9/14 | 9/21 | 9/29 | 10/8 | 10/13 | 10/19 | 10/27 | 11/3 | In 2012 | | | | | | | |
|-----------------------------|----------------------|---------------------|----|----|-----|-----------|-----------|-----------|-----------|-----------|-----------|----------|----------|----------|----------|----------|----------|----------|----------|----------|----------|----------|----------|----------|----------|----------|----------|----------|----------|----------|------------|------------|
| No | Player | Pos | St | Yr | GP | 1 | 2 | 3 | 4 | 5 | 6 | 7 | 8 | 9 | 10 | 11 | 12 | 13 | 14 | 15 | 16 | 17 | 18 | GP | GS | | | | | | | |
| 0 | SEARS, Johnny | DB | I | 3 | 11 | D | D | D | D | D | D | | | | | | | | | | | | | | 6 | 6 | | | | | | |
| 1 | POBLAH, Kito | WR | N | 2 | 9 | O | O | O | O | O | O | | | | | | | | | | | | | | | 6 | 6 | | | | | |
| 2 | JOHNSON, Jovon | DB | I | 6 | 79 | D | D | D | D | D | D | | | | | | | | | | | | | | | 6 | 6 | | | | | |
| 4 | PIERCE, Buck | QB | I | 8 | 110 | O | O | O | IL | IL | IL | | | | | | | | | | | | | | | 3 | 3 | | | | | |
| 5 | SIMPSON, Chad | RB | I | 1 | 4 | N | R | IL | O | O | O | | | | | | | | | | | | | | | 4 | 3 | | | | | |
| 7 | BRINK, Alex | QB | I | 3 | 40 | N | N | N | O | O | O | | | | | | | | | | | | | | | | 6 | 3 | | | | |
| 8 | STEWART, Brandon | DB | I | 6 | 43 | D | D | IL | IL | IL | IL | | | | | | | | | | | | | | | | 2 | 2 | | | | |
| 9 | RENAUD, Mike | P | N | 4 | 51 | N | N | N | N | N | N | | | | | | | | | | | | | | | | 6 | 0 | | | | |
| 10 | MUAMBA, Henoc | LB | N | 2 | 17 | N | N | N | N | N | N | | | | | | | | | | | | | | | | 6 | 0 | | | | |
| 12 | ADAMS, Kurt | SB | I | 1 | 1 | DI | R | R | R | Pr | Pr | | | | | | | | | | | | | | | | 1 | 0 | | | | |
| 13 | MATTHEWS, Chris | WR | I | 1 | 6 | O | O | O | O | O | O | | | | | | | | | | | | | | | | | 6 | 6 | | | |
| 14 | ELLIOTT, Joey | QB | I | 3 | 22 | N | N | N | N | N | N | | | | | | | | | | | | | | | | | 6 | 0 | | | |
| 15 | WASHINGTON, Demond | DB | I | 1 | 6 | DI | N | DI | D | D | D | | | | | | | | | | | | | | | | | 6 | 3 | | | |
| 17 | PALARDY, Justin | K | N | 3 | 40 | N | N | N | N | N | N | | | | | | | | | | | | | | | | | 6 | 0 | | | |
| 18 | GOLTZ, Justin | QB | I | 2 | 18 | IL | IL | IL | N | N | N | | | | | | | | | | | | | | | | | 3 | 0 | | | |
| 19 | GARRETT, Chris | RB | I | 3 | 11 | IL | IL | IL | IL | IL | IL | | | | | | | | | | | | | | | | | 0 | 0 | | | |
| 20 | BEASLEY, Deon | DB | I | 3 | 34 | N | R | D | D | D | D | | | | | | | | | | | | | | | | | 5 | 4 | | | |
| 21 | SUBER, Alex | DB | I | 3 | 35 | D | D | IL | IL | IL | IL | | | | | | | | | | | | | | | | | 2 | 2 | | | |
| 23 | HEFNEY, Jonathan | DB | I | 4 | 48 | D | D | D | D | D | D | | | | | | | | | | | | | | | | | 6 | 6 | | | |
| 24 | WOODSON, Anthony | RB | N | 1 | 1 | R | N | IL | IL | IL | IL | | | | | | | | | | | | | | | | | 1 | 0 | | | |
| 25 | BROWNE, Brady | DB | N | 5 | 34 | N | N | N | N | D | D | | | | | | | | | | | | | | | | | 6 | 2 | | | |
| 27 | PARKER, Terrell | LB | I | 1 | 4 | Pr | N | DI | DI | DI | R | | | | | | | | | | | | | | | | | 4 | 0 | | | |
| 29 | VOLNY, Carl | RB | I | 2 | 12 | IL | IL | IL | IL | IL | IL | | | | | | | | | | | | | | | | | 0 | 0 | | | |
| 30 | FORD, William | RB | I | 1 | 1 | --- | --- | --- | Pr | Pr | DI | | | | | | | | | | | | | | | | | 1 | 0 | | | |
| 31 | LOGAN, Ian | DB | N | 7 | 97 | D | D | D | D | IL | IL | | | | | | | | | | | | | | | | | 4 | 4 | | | |
| 32 | RIVA, Nathan | RB | I | 1 | 3 | --- | --- | N | N | N | R | | | | | | | | | | | | | | | | | 3 | 0 | | | |
| 33 | WEST, Dan | DB | N | 1 | 5 | R | N | N | N | N | N | | | | | | | | | | | | | | | | | 5 | 0 | | | |
| 34 | MCGEE, Jeremy | DB | I | 1 | 2 | Pr | Pr | R | IL | DI | DI | | | | | | | | | | | | | | | | | 2 | 0 | | | |
| 38 | BOWMAN, Marcellus | LB | I | 3 | 31 | IL | IL | IL | IL | IL | D | | | | | | | | | | | | | | | | | 1 | 1 | | | |
| 39 | PONTBRIAND, Michel-P | FB | N | 2 | 15 | O | N | N | N | N | N | | | | | | | | | | | | | | | | | 6 | 1 | | | |
| 42 | STEPHAN, Rene | LB | N | 1 | 1 | N | IL | IL | IL | IL | IL | | | | | | | | | | | | | | | | | 1 | 0 | | | |
| 44 | MATECHUK, Jordan | FB | I | 4 | 41 | IL | IL | R | R | R | R | | | | | | | | | | | | | | | | | 0 | 0 | | | |
| 47 | LABBE, Pierre-Luc | LB | N | 5 | 74 | D | D | D | D | D | D | | | | | | | | | | | | | | | | | 6 | 6 | | | |
| 48 | YENGA, Youri | DE | I | 1 | 2 | --- | --- | --- | DI | DI | Pr | | | | | | | | | | | | | | | | | 2 | 0 | | | |
| 50 | CVETKOVIC, Chris | LS | N | 11 | 144 | N | N | N | N | N | N | | | | | | | | | | | | | | | | | 6 | 0 | | | |
| 54 | MAINOR, Kenny | DE | I | 2 | 17 | DI | IL | IL | IL | IL | DI | | | | | | | | | | | | | | | | | 2 | 0 | | | |
| 55 | SWISTON, Paul | OT | N | 1 | 6 | N | N | N | N | N | N | | | | | | | | | | | | | | | | | 6 | 0 | | | |
| 56 | KASHAMA, Fernand | DE | N | 4 | 45 | N | N | N | N | N | N | | | | | | | | | | | | | | | | | 6 | 0 | | | |
| 58 | PENCER, Tyson | OL | N | 1 | 0 | IL | IL | IL | IL | IL | IL | | | | | | | | | | | | | | | | | 0 | 0 | | | |
| 59 | DOUGLAS, Andre | OT | I | 3 | 33 | IL | IL | IL | IL | IL | IL | | | | | | | | | | | | | | | | | 0 | 0 | | | |
| 62 | MORLEY, Steve | G | N | 7 | 85 | O | O | O | O | O | O | | | | | | | | | | | | | | | | | 6 | 6 | | | |
| 64 | GREAVES, Chris | G | N | 3 | 29 | O | O | O | O | O | O | | | | | | | | | | | | | | | | | 6 | 6 | | | |
| 66 | TAORMINA, Jordan | OT | I | 1 | 6 | O | O | O | O | O | O | | | | | | | | | | | | | | | | | 6 | 6 | | | |
| 67 | KOWALCZUK, Chris | C | N | 1 | 2 | O | R | R | R | R | N | | | | | | | | | | | | | | | | | 2 | 1 | | | |
| 68 | SORENSEN, Justin | C | N | 3 | 41 | R | O | O | O | O | O | | | | | | | | | | | | | | | | | 5 | 5 | | | |
| 69 | JANUARY, Glenn | OT | I | 6 | 71 | O | O | O | O | O | O | | | | | | | | | | | | | | | | | 6 | 6 | | | |
| 80 | DONEFF, Cassidy | WR | N | 2 | 5 | Pr | N | N | N | N | N | | | | | | | | | | | | | | | | | 5 | 0 | | | |
| 81 | WATSON, Cory | WR | I | 3 | 35 | IL | IL | IL | IL | O | O | | | | | | | | | | | | | | | | | 2 | 2 | | | |
| 82 | EDWARDS, Terrence | SB | I | 8 | 102 | O | O | O | O | O | O | | | | | | | | | | | | | | | | | 6 | 6 | | | |
| 87 | KOHLERT, Rory | WR | N | 1 | 6 | N | O | O | O | N | N | | | | | | | | | | | | | | | | | 6 | 3 | | | |
| 88 | ETIENNE, Jade | WR | N | 2 | 23 | N | N | N | N | N | N | | | | | | | | | | | | | | | | | 6 | 0 | | | |
| 89 | DENMARK, Clarence | SB | I | 2 | 23 | O | O | O | O | O | O | | | | | | | | | | | | | | | | | 6 | 6 | | | |
| 90 | COLLIER, Brandon | DT | I | 1 | 5 | D | D | D | D | IL | D | | | | | | | | | | | | | | | | | 5 | 5 | | | |
| 91 | GILMORE, J.T. | DE | I | 1 | 2 | --- | --- | --- | --- | D | D | | | | | | | | | | | | | | | | | 2 | 2 | | | |
| 92 | TURNER, Bryant | DT | I | 2 | 18 | D | D | D | R | D | D | | | | | | | | | | | | | | | | | 5 | 5 | | | |
| 95 | THOMAS, Jake | DT | N | 1 | 5 | R | N | N | N | N | N | | | | | | | | | | | | | | | | | 5 | 0 | | | |
| 96 | HALL, Alex | DE | I | 1 | 6 | D | D | D | D | D | D | | | | | | | | | | | | | | | | | 6 | 6 | | | |
| 98 | VEGA, Jason | DE | I | 2 | 17 | N | N | D | D | D | D | | | | | | | | | | | | | | | | | 6 | 4 | | | |
| No Longer with Team: | | | | | | | | | | | | | | | | | | | | | | | | | | | | | | | | |
| 3 | DOE, Dustin | LB | I | 2 | 8 | D | D | D | D | D | --- | | | | | | | | | | | | | | | | | 5 | 5 | | | |
| 22 | PASCO, Darrell | DB | I | 2 | 3 | IL | IL | D | DI | R | --- | | | | | | | | | | | | | | | | | 2 | 1 | | | |
| 26 | DORZON, Bloi-Dei | RB | I | 1 | 3 | O | O | O | Pr | --- | --- | | | | | | | | | | | | | | | | | 3 | 3 | | | |
| 45 | FRITZ, Rodney | DE | I | 2 | 6 | D | D | DI | R | R | --- | | | | | | | | | | | | | | | | | 3 | 2 | | | |
| GAME TOTALS | | | | | | 42 | 42 | 42 | 42 | 42 | 42 | 0 | 0 | 0 | 0 | 0 | 0 | 0 | 0 | 0 | 0 | 0 | 0 | 0 | 0 | 0 | 0 | 0 | 0 | 0 | 252 | 144 |
| WEEKLY RESERVES | | | | | | 4 | 4 | 4 | 4 | 4 | 4 | 0 | 0 | 0 | 0 | 0 | 0 | 0 | 0 | 0 | 0 | 0 | 0 | 0 | 0 | 0 | 0 | 0 | 0 | 0 | 0 | 0 |

| GAME & ROSTER STATUS: | | | | NOTES: | |
|-----------------------|------------------|----|----------------------------|--|---------------|
| O | Starter: Offence | DI | Substitute (desig. import) | R | Reserve list |
| D | Starter: Defence | R | Reserve list | IL | Injured List |
| N | Substitute | IL | Injured List | --- | Not with team |
| | | | | 1. Includes only players appearing on a 46-man roster or Injured List. 2. Starters data based on official, team-signed game sheets. | |



| TEAM STATISTICS | --- Winnipeg --- | | | --- Opponents --- | | |
|--------------------------|------------------|----------|----------|-------------------|----------|----------|
| | 2012 Total | 2012 Avg | 2011 Avg | 2012 Total | 2012 Avg | 2011 Avg |
| Scoring: | | | | | | |
| Total Points | 127 | 21.2 | 24.0 | 199 | 33.2 | 24.0 |
| Points by offence | 119 | 19.8 | 21.9 | 187 | 31.2 | 22.4 |
| Touchdowns | 12 | | | 21 | | |
| Field Goals | 13 | | | 15 | | |
| Converts 1 pt | 9 | | | 21 | | |
| Converts 2 pt | 2 | | | 0 | | |
| Singles | 1 | | | 7 | | |
| Safety touches | 1 | | | 0 | | |
| Offence Analysis: | | | | | | |
| Total First Downs | 116 | 19.3 | 19.0 | 126 | 21.0 | 17.9 |
| Net Offence | 1975 | 329.2 | 341.6 | 2516 | 333.0 | 301.1 |
| Yards Rushing | 540 | 90.0 | 110.4 | 622 | 103.7 | 101.2 |
| Yards Passing | 1563 | 260.5 | 249.7 | 1998 | 419.3 | 223.1 |
| Team Losses | 128 | | | 104 | | |
| TOP average | | 26:53 | 30:45 | | 33:07 | 29:15 |
| 2nd down conv % | | 38.5 | 42.0 | | 43.6 | 37.9 |
| Red zone TD% | | 52.9 | 54.8 | | 52.4 | 59.6 |
| Avg starting F Pos (yl) | | | 37 | | | 39 |
| Rushes / avg gain | 95 | 5.7 | 5.1 | 132 | 4.7 | 5.3 |
| Rushes - 10+ yds | 20 | | | 18 | | |
| Touchdowns rushing | 4 | | | 4 | | |
| Pass attempts | 217 | | | 190 | | |
| Completions / pct | 120 | 55.3 | 63.1 | 124 | 65.3 | 56.7 |
| Passing Efficiency | | 71.6 | 82.9 | | 117.8 | 75.9 |
| Touchdown passes | 7 | | | 15 | | |
| Yards after catch | 650 | | | 952 | | |
| Passes - 30+ yds | 13 | | | 14 | | |
| Sacks allowed | 19 | 3.2 | 2.6 | 11 | 1.8 | 3.1 |
| No of penalties | 58 | | | 70 | | |
| Penalty yards | 471 | 78.5 | 95.4 | 616 | 102.7 | 96.4 |
| Turnovers: | | | | | | |
| Total T/Os - Ratio | 20 | -8 | +12 | 12 | | |
| Points off Opp't T/Os | 16 | | | 67 | | |
| Interceptions thrown | 9 | | | 4 | | |
| Fumbles | 10 | | | 13 | | |
| Fumbles lost | 6 | | | 7 | | |
| Turnovers on downs | 5 | | | 1 | | |

WINNIPEG LEADERS

Through Game: 6

TEAM & INDIVIDUAL STATISTICS

| SCORING | TD | Rec | Rush | KR | Def | C-2 | FG | C-1 | Sgl | Pts |
|-----------------------|-----------|-----------|----------|----------|----------|----------|-----------|-----------|----------|------------|
| 17 Palardy, Justin | 0 | 0 | 0 | 0 | 0 | 0 | 13 | 9 | 0 | 48 |
| 13 Matthews, Chris | 4 | 4 | 0 | 0 | 0 | 1 | 0 | 0 | 0 | 26 |
| 7 Brink, Alex | 3 | 0 | 3 | 0 | 0 | 0 | 0 | 0 | 0 | 18 |
| 82 Edwards, Terrence | 1 | 1 | 0 | 0 | 0 | 0 | 0 | 0 | 0 | 6 |
| 15 Washington, Demond | 1 | 0 | 0 | 1 | 0 | 0 | 0 | 0 | 0 | 6 |
| 5 Simpson, Chad | 1 | 0 | 1 | 0 | 0 | 0 | 0 | 0 | 0 | 6 |
| 9 Renaud, Mike | 0 | 0 | 0 | 0 | 0 | 0 | 0 | 0 | 1 | 1 |
| 81 Watson, Cory | 1 | 1 | 0 | 0 | 0 | 1 | 0 | 0 | 0 | 8 |
| 89 Denmark, Clarence | 1 | 1 | 0 | 0 | 0 | 0 | 0 | 0 | 0 | 6 |
| TEAM TOTAL | 12 | 7 | 4 | 1 | 0 | 2 | 13 | 9 | 1 | 125 |
| OPPONENTS | 21 | 15 | 4 | 0 | 2 | 0 | 15 | 21 | 7 | 199 |

PASSING LEADERS

| | 300+ | Max | Eff | A | C | Pct | Yds | Int | TD |
|----------------|------|-----|------|-----|----|------|------|-----|----|
| 7 Brink, Alex | 1 | 311 | 68.7 | 159 | 85 | 53.5 | 1043 | 6 | 5 |
| 4 Pierce, Buck | 0 | 255 | 73.6 | 40 | 24 | 60.0 | 327 | 2 | 1 |

RUSHING LEADERS

| | Car | Yds | Avg | TD | 10+ | 20+ | 1D | 100+ |
|----------------------|-----|-----|-----|----|-----|-----|----|------|
| 26 Dorzon, Bloi-Dei | 24 | 108 | 4.5 | 0 | 4 | 1 | 10 | 0 |
| 5 Simpson, Chad | 36 | 229 | 6.4 | 1 | 11 | 1 | 15 | 0 |
| Quarterbacks: | | | | | | | | |
| 4 Pierce, Buck | 8 | 41 | 5.1 | 0 | 1 | 0 | 2 | 0 |

RECEIVING LEADERS

| | Rec | Yds | Avg | TD | YAC | 2D | 30+ | 100+ |
|----------------------|-----|-----|------|----|-----|----|-----|------|
| 13 Matthews, Chris | 29 | 457 | 15.8 | 4 | 151 | 5 | 5 | 2 |
| 82 Edwards, Terrence | 30 | 399 | 13.3 | 1 | 152 | 7 | 3 | 2 |
| 89 Denmark, Clarence | 17 | 217 | 12.8 | 1 | 95 | 3 | 2 | 1 |
| 1 Poblah, Kito | 16 | 183 | 11.4 | 0 | 54 | 2 | 1 | 0 |
| 81 Watson, Cory | 9 | 82 | 9.1 | 1 | 18 | 3 | 0 | 0 |
| 5 Simpson, Chad | 9 | 120 | 13.3 | 0 | 113 | 2 | 2 | 0 |

9 Renaud, Mike

KICKING

| | FGA | Md | Pct | Lg | S | Punts | Yds | Avg | LG | Sgl |
|--------------------|-----|----|-----|----|---|-------|------|------|----|-----|
| 17 Palardy, Justin | 14 | 13 | 93 | 46 | 0 | 46 | 1956 | 42.5 | 61 | 1 |

PENALTIES

| Penalty Category | 6/29 | 7/6 | 7/13 | 7/18 | 7/26 | 8/3 | 8/16 | 8/24 | 9/2 | 9/9 | 9/14 | 9/21 | 9/29 | 10/8 | 10/13 | 10/19 | 10/27 | 11/3 | Team Totals | | |
|--|------|-----|------|------|------|-----|------|------|-----|-----|------|------|------|------|-------|-------|-------|------|-------------|------|------|
| | 1 | 2 | 3 | 4 | 5 | 6 | 7 | 8 | 9 | 10 | 11 | 12 | 13 | 14 | 15 | 16 | 17 | 18 | 2012 | 2011 | 2010 |
| Procedure & Other: | | | | | | | | | | | | | | | | | | | (27) | (61) | (69) |
| Offside / Procedure | 6 | 6 | 4 | 4 | 3 | 1 | | | | | | | | | | | | | 24 | 53 | 59 |
| Time count / Delay of game | | | | 1 | 1 | | | | | | | | | | | | | | 2 | 5 | 6 |
| Too many men / Illegal participation | | | | | | 1 | | | | | | | | | | | | | 1 | 3 | 4 |
| Holding or Illegal blocks: | | | | | | | | | | | | | | | | | | | (12) | (53) | (31) |
| - Offence (accepted) | 1 | 1 | 1 | | 1 | 1 | | | | | | | | | | | | | 5 | 14 | 13 |
| - Offence (declined) | 1 | | | | | | | | | | | | | | | | | | 1 | | |
| - Defence / Sp Team Cover | | | | | | | | | | | | | | | | | | | 0 | 2 | 1 |
| - Special team returns | 2 | 1 | | | 1 | 2 | | | | | | | | | | | | | 6 | 37 | 17 |
| Roughing & Major fouls: | | | | | | | | | | | | | | | | | | | (10) | (29) | (45) |
| Unnecessary roughness | 2 | | 1 | | 2 | | | | | | | | | | | | | | 5 | 16 | 23 |
| Rough play disqualified | | | 2 | | | | | | | | | | | | | | | | 2 | 3 | 0 |
| Chop-cut block / Piling on | | | | | | | | | | | | | | | | | | | 0 | 0 | 0 |
| Roughing the passer | | | | | 1 | | | | | | | | | | | | | | 1 | 5 | 9 |
| Face mask | | | | | | 2 | | | | | | | | | | | | | 2 | 5 | 12 |
| Roughing-Contacting kicker | | | | | | | | | | | | | | | | | | | 0 | 0 | 1 |
| Pass coverage: | | | | | | | | | | | | | | | | | | | (3) | (14) | (16) |
| Defensive pass interference | 2 | | | | | 1 | | | | | | | | | | | | | 3 | 12 | 9 |
| Illegal contact on a receiver | | | | | | | | | | | | | | | | | | | 0 | 2 | 7 |
| Kick coverage & other: | | | | | | | | | | | | | | | | | | | (6) | (33) | (33) |
| No yards | 2 | | 1 | | 1 | 1 | | | | | | | | | | | | | 5 | 19 | 22 |
| Illegal punt or kickoff | | | | 1 | | | | | | | | | | | | | | | 1 | 8 | 8 |
| Int'l grdg / Illeg fwd pass / Inel rec | | | | | | | | | | | | | | | | | | | 0 | 0 | 0 |
| Objectionable conduct | | | | | | | | | | | | | | | | | | | 0 | 6 | 3 |
| No of penalties | 16 | 8 | 9 | 6 | 11 | 8 | 0 | 0 | 0 | 0 | 0 | 0 | 0 | 0 | 0 | 0 | 0 | 0 | 58 | 191 | 194 |
| Penalty yards | 136 | 45 | 90 | 25 | 95 | 80 | 0 | 0 | 0 | 0 | 0 | 0 | 0 | 0 | 0 | 0 | 0 | 0 | 471 | 1717 | 1729 |
| Oppt 1st downs by penalty | 1 | 2 | 0 | 0 | 2 | 2 | 0 | 0 | 0 | 0 | 0 | 0 | 0 | 0 | 0 | 0 | 0 | 0 | 7 | 29 | 43 |
| Breakdown by type: | | | | | | | | | | | | | | | | | | | | | |
| - Offence | 5 | 3 | 7 | 4 | 2 | 2 | | | | | | | | | | | | | 23 | 44 | 49 |
| - Defence | 5 | 4 | 1 | 1 | 6 | 2 | | | | | | | | | | | | | 19 | 65 | 73 |
| - Special Teams: Coverage | 4 | 0 | 1 | 1 | 1 | 1 | | | | | | | | | | | | | 8 | 41 | 50 |
| - Special Teams: Return tm | 2 | 1 | 0 | 0 | 2 | 3 | | | | | | | | | | | | | 8 | 41 | 22 |



GAME-BY-GAME TEAM STATISTICS

| WPG Gm/Date | Opp | SCORING | | | | ---- First Downs ---- | | | | Rush Yds | Pass Yds | Tm Loss | Net Off | ----- PASSING ----- | | | | | -- No of -- | | Fumbles | | | WPG T/O | Opp Pts |
|-------------------|------------|---------|-----|-----|----|-----------------------|-----|-----|-------|-------------|-------------|------------|------------|---------------------|-----|----|-----|----|-------------|------|---------|----|----|------------|------------|
| | | PF | PA | Tot | Rs | Ps | Pen | Att | Com | | | | | Pct | Int | TD | Car | TL | Fum | Lost | TOD | | | | |
| 10 Jun 29 | BC A | 16 | 33 | 14 | 5 | 8 | 1 | 72 | 132 | -19 | 185 | 35 | 17 | 48.6 | 1 | 2 | 12 | 4 | 1 | 0 | 0 | 1 | 7 | | |
| 13 Jul 06 | Mtl A | 30 | 41 | 24 | 4 | 14 | 6 | 80 | 312 | -21 | 371 | 30 | 21 | 70.0 | 1 | 1 | 16 | 3 | 2 | 1 | 1 | 3 | 10 | | |
| 18 Jul 13 | Edm A | 10 | 42 | 18 | 7 | 9 | 2 | 60 | 329 | -23 | 366 | 41 | 22 | 53.7 | 3 | 1 | 14 | 4 | 3 | 2 | 2 | 7 | 25 | | |
| 21 Jul 18 | Tor A | 22 | 25 | 16 | 8 | 6 | 2 | 114 | 185 | -14 | 285 | 34 | 9 | 26.5 | 2 | 0 | 21 | 3 | 1 | 0 | 2 | 4 | 14 | | |
| 25 Jul 26 | Edm H | 23 | 22 | 22 | 8 | 13 | 1 | 132 | 294 | -24 | 402 | 38 | 26 | 68.4 | 2 | 1 | 21 | 5 | 2 | 2 | 0 | 4 | 8 | | |
| 29 Aug 03 | Mtl H | 26 | 36 | 22 | 5 | 16 | 1 | 82 | 311 | -27 | 366 | 39 | 25 | 64.1 | 0 | 2 | 11 | 3 | 1 | 1 | 0 | 1 | 3 | | |
| 33 Aug 16 | Ham H | | | 0 | | | | | | | 0 | | | | | | | | | | | 0 | | | |
| 38 Aug 24 | BC H | | | 0 | | | | | | | 0 | | | | | | | | | | | 0 | | | |
| 42 Sep 02 | Ssk A | | | 0 | | | | | | | 0 | | | | | | | | | | | 0 | | | |
| 48 Sep 09 | Ssk H | | | 0 | | | | | | | 0 | | | | | | | | | | | 0 | | | |
| 49 Sep 14 | Cgy A | | | 0 | | | | | | | 0 | | | | | | | | | | | 0 | | | |
| 53 Sep 21 | Ham H | | | 0 | | | | | | | 0 | | | | | | | | | | | 0 | | | |
| 59 Sep 29 | Tor H | | | 0 | | | | | | | 0 | | | | | | | | | | | 0 | | | |
| 63 Oct 08 | Mtl A | | | 0 | | | | | | | 0 | | | | | | | | | | | 0 | | | |
| 66 Oct 13 | Cgy H | | | 0 | | | | | | | 0 | | | | | | | | | | | 0 | | | |
| 69 Oct 19 | Tor A | | | 0 | | | | | | | 0 | | | | | | | | | | | 0 | | | |
| 74 Oct 27 | Ham A | | | 0 | | | | | | | 0 | | | | | | | | | | | 0 | | | |
| 79 Nov 03 | Mtl H | | | 0 | | | | | | | 0 | | | | | | | | | | | 0 | | | |
| 2012 TEAM: | WPG | 127 | 199 | 116 | 37 | 66 | 13 | 540 | 1,563 | -128 | 1,975 | 217 | 120 | 55.3 | 9 | 7 | 95 | 22 | 10 | 6 | 5 | 20 | 67 | | |

| WPG Gm/Date | Opp | QS All | PENALTIES | | WPG TOP | - 2ND D CONV - | | | 1-3 yds | | 4-6 yds | | 7+ yds | | 20+ | 30+ | 30+ | 40+ | 30+ | ----- RED ZONE ----- | | | | |
|-------------------|------------|-----------|-----------|-----|------------|----------------|----|------|---------|----|---------|----|--------|----|-----|------|-----|-----|-----|----------------------|----|-----|-----|-----|
| | | | No | Yds | | Att | Md | Pct | Att | Md | Att | Md | Att | Md | Rsh | Pass | PR | KOR | FGM | Tot | TD | Oth | TD% | |
| 10 Jun 29 | BC A | 4 | 16 | 136 | 24:56 | 22 | 8 | 36.4 | 2 | 1 | 6 | 4 | 14 | 3 | 1 | 0 | 0 | 0 | 0 | 0 | 2 | 2 | 0 | 100 |
| 13 Jul 06 | Mtl A | 3 | 8 | 45 | 23:35 | 19 | 10 | 52.6 | 4 | 2 | 6 | 4 | 9 | 4 | 1 | 4 | 1 | 0 | 0 | 0 | 6 | 2 | 4 | 33 |
| 18 Jul 13 | Edm A | 4 | 9 | 90 | 25:48 | 22 | 8 | 36.4 | 12 | 7 | 1 | 0 | 9 | 1 | 0 | 2 | 0 | 0 | 0 | 0 | 1 | 0 | 1 | 0 |
| 21 Jul 18 | Tor A | 3 | 6 | 25 | 28:55 | 24 | 6 | 25.0 | 2 | 2 | 5 | 2 | 17 | 2 | 0 | 3 | 0 | 1 | 0 | 2 | 1 | 1 | 50 | |
| 25 Jul 26 | Edm H | 2 | 11 | 95 | 32:11 | 25 | 12 | 48.0 | 1 | 1 | 10 | 7 | 14 | 4 | 0 | 2 | 0 | 0 | 0 | 3 | 1 | 2 | 33 | |
| 29 Aug 03 | Mtl H | 3 | 8 | 80 | 25:53 | 18 | 6 | 33.3 | 3 | 2 | 2 | 1 | 13 | 3 | 1 | 2 | 0 | 0 | 0 | 3 | 3 | 0 | 100 | |
| 33 Aug 16 | Ham H | | | | | 0 | 0 | | | | | | | | | | | | | 0 | | | | |
| 38 Aug 24 | BC H | | | | | 0 | 0 | | | | | | | | | | | | | 0 | | | | |
| 42 Sep 02 | Ssk A | | | | | 0 | 0 | | | | | | | | | | | | | 0 | | | | |
| 48 Sep 09 | Ssk H | | | | | 0 | 0 | | | | | | | | | | | | | 0 | | | | |
| 49 Sep 14 | Cgy A | | | | | 0 | 0 | | | | | | | | | | | | | 0 | | | | |
| 53 Sep 21 | Ham H | | | | | 0 | 0 | | | | | | | | | | | | | 0 | | | | |
| 59 Sep 29 | Tor H | | | | | 0 | 0 | | | | | | | | | | | | | 0 | | | | |
| 63 Oct 08 | Mtl A | | | | | 0 | 0 | | | | | | | | | | | | | 0 | | | | |
| 66 Oct 13 | Cgy H | | | | | 0 | 0 | | | | | | | | | | | | | 0 | | | | |
| 69 Oct 19 | Tor A | | | | | 0 | 0 | | | | | | | | | | | | | 0 | | | | |
| 74 Oct 27 | Ham A | | | | | 0 | 0 | | | | | | | | | | | | | 0 | | | | |
| 79 Nov 03 | Mtl H | | | | | 0 | 0 | | | | | | | | | | | | | 0 | | | | |
| 2012 TEAM: | WPG | 19 | 58 | 471 | 26:53 | 130 | 50 | 38.5 | 24 | 15 | 30 | 18 | 76 | 17 | 3 | 13 | 1 | 1 | 0 | 17 | 9 | 8 | 53 | |

| WPG Game/Date | Opp | POSSESSION RESULTS | | | | | | | | First Possession Results | | | | | Receiving | | Rushing | | | Opp Def | | | |
|-------------------|------------|--------------------|----|----|-------|-----|------|-----|-----|--------------------------|-------------|----------------|----|-----|-----------|----|---------|-----|----|------------|-----|----|-----|
| | | Tot | TD | FG | FG Ms | T/O | Punt | Saf | Oth | Out | Sp T T/O | Start F Pos | TD | FGA | Punt | TO | Pts | YAC | 2D | | 10+ | 1D | TD |
| 10 Jun 29 | BC A | 14 | 2 | 1 | 0 | 1 | 10 | 0 | 0 | 7 | 0 | 35 | 0 | 0 | 1 | 0 | 0 | 30 | 5 | 3 | 5 | 0 | 51 |
| 13 Jul 06 | Mtl A | 12 | 2 | 3 | 0 | 3 | 3 | 0 | 1 | 2 | 0 | 36 | 0 | 0 | 1 | 0 | 0 | 133 | 6 | 2 | 4 | 1 | 49 |
| 18 Jul 13 | Edm A | 19 | 1 | 1 | 1 | 6 | 8 | 0 | 2 | 7 | 1 | 36 | 0 | 0 | 1 | 0 | 0 | 155 | 1 | 2 | 7 | 0 | 59 |
| 21 Jul 18 | Tor A | 19 | 1 | 5 | 0 | 4 | 8 | 0 | 1 | 11 | 0 | 41 | 0 | 0 | 0 | 1 | 0 | 83 | 2 | 5 | 8 | 1 | 58 |
| 25 Jul 26 | Edm H | 16 | 2 | 2 | 0 | 4 | 7 | 0 | 1 | 4 | 0 | 36 | 0 | 0 | 1 | 0 | 1 | 121 | 7 | 5 | 8 | 1 | 64 |
| 29 Aug 03 | Mtl H | 14 | 3 | 1 | 0 | 0 | 10 | 0 | 0 | 8 | 1 | 35 | 0 | 0 | 0 | 0 | 0 | 128 | 3 | 3 | 5 | 1 | 53 |
| 33 Aug 16 | Ham H | 0 | | | | | | | | | | | | | | | | | | | | | 0 |
| 38 Aug 24 | BC H | 0 | | | | | | | | | | | | | | | | | | | | | 0 |
| 42 Sep 02 | Ssk A | 0 | | | | | | | | | | | | | | | | | | | | | 0 |
| 48 Sep 09 | Ssk H | 0 | | | | | | | | | | | | | | | | | | | | | 0 |
| 49 Sep 14 | Cgy A | 0 | | | | | | | | | | | | | | | | | | | | | 0 |
| 53 Sep 21 | Ham H | 0 | | | | | | | | | | | | | | | | | | | | | 0 |
| 59 Sep 29 | Tor H | 0 | | | | | | | | | | | | | | | | | | | | | 0 |
| 63 Oct 08 | Mtl A | 0 | | | | | | | | | | | | | | | | | | | | | 0 |
| 66 Oct 13 | Cgy H | 0 | | | | | | | | | | | | | | | | | | | | | 0 |
| 69 Oct 19 | Tor A | 0 | | | | | | | | | | | | | | | | | | | | | 0 |
| 74 Oct 27 | Ham A | 0 | | | | | | | | | | | | | | | | | | | | | 0 |
| 79 Nov 03 | Mtl H | 0 | | | | | | | | | | | | | | | | | | | | | 0 |
| 2012 TEAM: | WPG | 94 | 11 | 13 | 1 | 18 | 46 | 0 | 5 | 39 | 2 | 37 | 0 | 0 | 4 | 1 | 1 | 650 | 24 | 20 | 37 | 4 | 334 |

"Opp Def" = number of plays opponent defence on the field



GAME-BY-GAME OPPONENT STATISTICS

| OPPONENTS | | OPPT PTS | | ---- First Downs ---- | | | | Rush | Pass | Tm | Opp | ----- OPPT PASSING ----- | | | | | -- No of -- | | Fumbles | | | Opp | WPG |
|-----------|-------|----------|-----|-----------------------|----|----|-----|------|-------|------|-------|--------------------------|-----|------|-----|----|-------------|----|---------|------|-----|-----|-----|
| Gm/Date | Opp | PF | PA | Tot | Rs | Ps | Pen | Yds | Yds | Loss | Net | Att | Com | Pct | Int | TD | Car | TL | Fum | Lost | TOD | T/O | Pts |
| 10 Jun 29 | BC A | 33 | 16 | 20 | 8 | 11 | 1 | 125 | 233 | -29 | 329 | 25 | 17 | 68.0 | 1 | 1 | 22 | 5 | 1 | 0 | 0 | 1 | 0 |
| 13 Jul 06 | Mtl A | 41 | 30 | 32 | 8 | 22 | 2 | 106 | 445 | 0 | 551 | 40 | 32 | 80.0 | 0 | 4 | 23 | 0 | 2 | 1 | 0 | 1 | 0 |
| 18 Jul 13 | Edm A | 42 | 10 | 18 | 4 | 14 | 0 | 82 | 383 | -11 | 454 | 32 | 19 | 59.4 | 2 | 3 | 25 | 2 | 2 | 2 | 1 | 5 | 3 |
| 21 Jul 18 | Tor A | 25 | 22 | 17 | 7 | 10 | 0 | 74 | 325 | -22 | 377 | 34 | 23 | 67.6 | 1 | 3 | 19 | 4 | 4 | 2 | 0 | 3 | 6 |
| 25 Jul 26 | Edm H | 22 | 23 | 16 | 5 | 9 | 2 | 102 | 244 | -13 | 333 | 30 | 16 | 53.3 | 0 | 2 | 18 | 2 | 4 | 2 | 0 | 2 | 7 |
| 29 Aug 03 | Mtl H | 36 | 26 | 23 | 9 | 12 | 2 | 133 | 368 | -29 | 472 | 29 | 17 | 58.6 | 0 | 2 | 25 | 4 | 0 | 0 | 0 | 0 | 0 |
| 33 Aug 16 | Ham H | | | 0 | | | | | | | 0 | | | | | | | | | | | | 0 |
| 38 Aug 24 | BC H | | | 0 | | | | | | | 0 | | | | | | | | | | | | 0 |
| 42 Sep 02 | Ssk A | | | 0 | | | | | | | 0 | | | | | | | | | | | | 0 |
| 48 Sep 09 | Ssk H | | | 0 | | | | | | | 0 | | | | | | | | | | | | 0 |
| 49 Sep 14 | Cgy A | | | 0 | | | | | | | 0 | | | | | | | | | | | | 0 |
| 53 Sep 21 | Ham H | | | 0 | | | | | | | 0 | | | | | | | | | | | | 0 |
| 59 Sep 29 | Tor H | | | 0 | | | | | | | 0 | | | | | | | | | | | | 0 |
| 63 Oct 08 | Mtl A | | | 0 | | | | | | | 0 | | | | | | | | | | | | 0 |
| 66 Oct 13 | Cgy H | | | 0 | | | | | | | 0 | | | | | | | | | | | | 0 |
| 69 Oct 19 | Tor A | | | 0 | | | | | | | 0 | | | | | | | | | | | | 0 |
| 74 Oct 27 | Ham A | | | 0 | | | | | | | 0 | | | | | | | | | | | | 0 |
| 79 Nov 03 | Mtl H | | | 0 | | | | | | | 0 | | | | | | | | | | | | 0 |
| 2012 OPP: | WPG | 199 | 127 | 126 | 41 | 78 | 7 | 622 | 1,998 | -104 | 2,516 | 190 | 124 | 65.3 | 4 | 15 | 132 | 17 | 13 | 7 | 1 | 12 | 16 |

| OPPONENTS | | WPG | PENALTIES | | OPP | - 2ND D CONV - | | | 1-3 yds | | 4-6 yds | | 7+ yds | | 20+ | 30+ | 30+ | 40+ | 30+ | --- OPP RED ZONE --- | | | |
|-----------|-------|-----|-----------|-----|-------|----------------|----|------|---------|----|---------|----|--------|----|-----|------|-----|-----|-----|----------------------|----|-----|-----|
| Gm/Date | Opp | QS | No | Yds | TOP | Att | Md | Pct | Att | Md | Att | Md | Att | Md | Rsh | Pass | PR | KOR | FGM | Tot | TD | Oth | TD% |
| 10 Jun 29 | BC A | 3 | 12 | 101 | 35:04 | 19 | 7 | 36.8 | 2 | 1 | 8 | 4 | 9 | 2 | 0 | 1 | 1 | 0 | 0 | 5 | 3 | 2 | 60 |
| 13 Jul 06 | Mtl A | 0 | 13 | 160 | 36:25 | 23 | 13 | 56.5 | 6 | 5 | 6 | 3 | 11 | 5 | 1 | 1 | 0 | 0 | 0 | 4 | 4 | 0 | 100 |
| 18 Jul 13 | Edm A | 2 | 13 | 145 | 34:12 | 25 | 12 | 48.0 | 3 | 1 | 4 | 3 | 18 | 8 | 0 | 4 | 2 | 0 | 0 | 3 | 1 | 2 | 33 |
| 21 Jul 18 | Tor A | 2 | 10 | 70 | 31:05 | 22 | 8 | 36.4 | 6 | 4 | 6 | 2 | 10 | 2 | 0 | 3 | 0 | 0 | 0 | 3 | 1 | 2 | 33 |
| 25 Jul 26 | Edm H | 1 | 13 | 80 | 27:49 | 20 | 6 | 30.0 | 4 | 3 | 3 | 1 | 13 | 2 | 0 | 1 | 0 | 0 | 0 | 1 | 0 | 1 | 0 |
| 29 Aug 03 | Mtl H | 3 | 9 | 60 | 34:07 | 24 | 12 | 50.0 | 5 | 5 | 7 | 3 | 12 | 4 | 2 | 4 | 0 | 0 | 0 | 5 | 2 | 3 | 40 |
| 33 Aug 16 | Ham H | | | | | 0 | 0 | | | | | | | | | | | | | 0 | | | |
| 38 Aug 24 | BC H | | | | | 0 | 0 | | | | | | | | | | | | | 0 | | | |
| 42 Sep 02 | Ssk A | | | | | 0 | 0 | | | | | | | | | | | | | 0 | | | |
| 48 Sep 09 | Ssk H | | | | | 0 | 0 | | | | | | | | | | | | | 0 | | | |
| 49 Sep 14 | Cgy A | | | | | 0 | 0 | | | | | | | | | | | | | 0 | | | |
| 53 Sep 21 | Ham H | | | | | 0 | 0 | | | | | | | | | | | | | 0 | | | |
| 59 Sep 29 | Tor H | | | | | 0 | 0 | | | | | | | | | | | | | 0 | | | |
| 63 Oct 08 | Mtl A | | | | | 0 | 0 | | | | | | | | | | | | | 0 | | | |
| 66 Oct 13 | Cgy H | | | | | 0 | 0 | | | | | | | | | | | | | 0 | | | |
| 69 Oct 19 | Tor A | | | | | 0 | 0 | | | | | | | | | | | | | 0 | | | |
| 74 Oct 27 | Ham A | | | | | 0 | 0 | | | | | | | | | | | | | 0 | | | |
| 79 Nov 03 | Mtl H | | | | | 0 | 0 | | | | | | | | | | | | | 0 | | | |
| 2012 OPP: | WPG | 11 | 70 | 616 | 33:07 | 133 | 58 | 43.6 | 26 | 19 | 34 | 16 | 73 | 23 | 3 | 14 | 3 | 0 | 0 | 21 | 11 | 10 | 52 |

| OPPONENTS | | OPPONENT POSSESSION RESULTS | | | | | | | | | | Opp First Possession Results | | | | | Ext Rec | | Ext Rushing | | | WPG | |
|-----------|-------|-----------------------------|----|----|-------|-----|------|-----|-----|----|------|------------------------------|----|-----|----|----|---------|-----|-------------|-----|----|-----|-----|
| Game/Date | Opp | Tot | TD | FG | FG Ms | T/O | Punt | Saf | Oth | 2& | Sp T | Start | TD | FGA | Pt | TO | Pts | YAC | 2D | 10+ | 1D | TD | Def |
| 10 Jun 29 | BC A | 16 | 3 | 4 | 0 | 1 | 7 | 0 | 1 | 7 | 0 | 48 | 1 | 0 | 0 | 0 | 7 | 123 | 4 | 4 | 8 | 2 | 52 |
| 13 Jul 06 | Mtl A | 13 | 5 | 2 | 0 | 1 | 4 | 0 | 1 | 5 | 0 | 35 | 1 | 0 | 0 | 0 | 7 | 236 | 10 | 4 | 8 | 1 | 63 |
| 18 Jul 13 | Edm A | 16 | 3 | 2 | 1 | 4 | 6 | 0 | 0 | 5 | 1 | 37 | 0 | 0 | 1 | 0 | 0 | 194 | 11 | 2 | 4 | 0 | 59 |
| 21 Jul 18 | Tor A | 18 | 3 | 1 | 1 | 2 | 10 | 0 | 1 | 8 | 1 | 41 | 0 | 0 | 1 | 0 | 0 | 138 | 3 | 0 | 7 | 0 | 57 |
| 25 Jul 26 | Edm H | 16 | 2 | 2 | 0 | 1 | 10 | 1 | 0 | 7 | 1 | 33 | 0 | 0 | 1 | 0 | 0 | 74 | 3 | 5 | 5 | 0 | 50 |
| 29 Aug 03 | Mtl H | 15 | 3 | 4 | 0 | 0 | 7 | 0 | 1 | 3 | 0 | 37 | 0 | 0 | 1 | 0 | 1 | 187 | 6 | 3 | 9 | 1 | 58 |
| 33 Aug 16 | Ham H | 0 | | | | | | | | | | | | | | | | | | | | | 0 |
| 38 Aug 24 | BC H | 0 | | | | | | | | | | | | | | | | | | | | | 0 |
| 42 Sep 02 | Ssk A | 0 | | | | | | | | | | | | | | | | | | | | | 0 |
| 48 Sep 09 | Ssk H | 0 | | | | | | | | | | | | | | | | | | | | | 0 |
| 49 Sep 14 | Cgy A | 0 | | | | | | | | | | | | | | | | | | | | | 0 |
| 53 Sep 21 | Ham H | 0 | | | | | | | | | | | | | | | | | | | | | 0 |
| 59 Sep 29 | Tor H | 0 | | | | | | | | | | | | | | | | | | | | | 0 |
| 63 Oct 08 | Mtl A | 0 | | | | | | | | | | | | | | | | | | | | | 0 |
| 66 Oct 13 | Cgy H | 0 | | | | | | | | | | | | | | | | | | | | | 0 |
| 69 Oct 19 | Tor A | 0 | | | | | | | | | | | | | | | | | | | | | 0 |
| 74 Oct 27 | Ham A | 0 | | | | | | | | | | | | | | | | | | | | | 0 |
| 79 Nov 03 | Mtl H | 0 | | | | | | | | | | | | | | | | | | | | | 0 |
| 2012 OPP: | WPG | 94 | 19 | 15 | 2 | 9 | 44 | 1 | 4 | 35 | 3 | 39 | 2 | 0 | 4 | 0 | 15 | 952 | 37 | 18 | 41 | 4 | 339 |

"Def" = number of plays own defence on the field



| 14 Elliott, Joey | | | | | | | | | | | |
|------------------|-----|-----|-----|-----|----|---|---|---|-------|------|--|
| Oppt | Att | Com | Yds | Int | TD | W | L | T | Effic | Pct | |
| In 2012 | 18 | 11 | 193 | 1 | 1 | 0 | 0 | 0 | 93.1 | 61.1 | |
| In 2011 | 18 | 10 | 87 | 0 | 0 | 0 | 0 | 0 | 68.5 | 55.6 | |
| Career | 110 | 57 | 726 | 4 | 3 | 0 | 2 | 0 | 66.7 | 51.8 | |
| vs BC | 0 | 0 | 0 | 0 | 0 | 0 | 0 | 0 | | | |
| vs Calgary | 47 | 23 | 328 | 2 | 2 | 0 | 1 | 0 | 68.4 | 48.9 | |
| vs Edmonton | 47 | 26 | 323 | 1 | 1 | 0 | 1 | 0 | 75.0 | 55 | |
| vs Hamilton | 0 | 0 | 0 | 0 | 0 | 0 | 0 | 0 | | | |
| vs Montreal | 0 | 0 | 0 | 0 | 0 | 0 | 0 | 0 | | | |
| vs Ottawa | 0 | 0 | 0 | 0 | 0 | 0 | 0 | 0 | | | |
| vs Saskatchewan | 0 | 0 | 0 | 0 | 0 | 0 | 0 | 0 | | | |
| vs Toronto | 16 | 8 | 75 | 1 | 0 | 0 | 0 | 0 | 37.2 | 50.0 | |
| vs Winnipeg | 0 | 0 | 0 | 0 | 0 | 0 | 0 | 0 | | | |

| Top Career Performances | | | | | | | | | | | |
|-------------------------|------------|------------|-----------|-----------|-------------|------------|----------|----------|------------|------------------|--|
| Date | Tm | Opp | Att | Com | Pct | Yds | Int | TD | Career Hi | Opp / Date | |
| Nov 5/10 | WPG | CGY | 29 | 13 | 44.8 | 241 | 2 | 2 | Att | 29 Two times | |
| Jul 13/12 | WPG | EDM | 18 | 11 | 61.1 | 193 | 1 | 1 | Com | 15 Edm Oct 30/10 | |
| Oct 30/10 | WPG | EDM | 29 | 15 | 51.7 | 130 | 0 | 0 | Yds | 241 Cgy Nov 5/10 | |
| Jul 14/11 | WPG | CGY | 18 | 10 | 55.6 | 87 | 0 | 0 | Int | 2 Cgy Nov 5/10 | |
| Oct 23/10 | WPG | TOR | 16 | 8 | 50.0 | 75 | 1 | 0 | TD | 2 Cgy Nov 5/10 | |
| Career | | | | | | | | | | | |
| 300+ gms: | | | | | | | | | | | |
| 0 | | | | | | | | | | | |
| 400+ gms: | | | | | | | | | | | |
| 0 | | | | | | | | | | | |

CURRENT SEASON

| 2012 GBG | Att | Com | Yds | Int | TD | W | L | T | Effic | Pct |
|---------------|-----|-----|-----|-----|----|---|---|---|-------|------|
| 10 Jun 29 BC | 0 | | | | | | | | | |
| 13 Jul 06 Mtl | 0 | | | | | | | | | |
| 18 Jul 13 Edm | 18 | 11 | 193 | 1 | 1 | | | | 93.1 | 61.1 |
| 21 Jul 18 Tor | 0 | | | | | | | | | |
| 25 Jul 26 Edm | 0 | | | | | | | | | |
| 29 Aug 03 Mtl | 0 | | | | | | | | | |
| 33 Aug 16 Ham | | | | | | | | | | |
| 38 Aug 24 BC | | | | | | | | | | |
| 42 Sep 02 Ssk | | | | | | | | | | |
| 48 Sep 09 Ssk | | | | | | | | | | |
| 49 Sep 14 Cgy | | | | | | | | | | |
| 53 Sep 21 Ham | | | | | | | | | | |
| 59 Sep 29 Tor | | | | | | | | | | |
| 63 Oct 08 Mtl | | | | | | | | | | |
| 66 Oct 13 Cgy | | | | | | | | | | |
| 69 Oct 19 Tor | | | | | | | | | | |
| 74 Oct 27 Ham | | | | | | | | | | |
| 79 Nov 03 Mtl | | | | | | | | | | |

Season-highs: 18 11 193 1 1 300+: 0

LAST SEASON BY OPPONENT

| 2011 GBG | Tm | Opp | Att | Com | Pct | Yds | Int | TD | GS |
|-----------|-----|-----|-----|-----|------|-----|-----|----|----|
| Jul 28/11 | Wpg | BC | IL | | | | | | |
| Aug 13/11 | Wpg | BC | IL | | | | | | |
| Jul 14/11 | Wpg | Cgy | 18 | 10 | 55.6 | 87 | 0 | 0 | |
| Nov 5/11 | Wpg | Cgy | 0 | | | | | | |
| Aug 5/11 | Wpg | Edm | 0 | | | | | | |
| Oct 15/11 | Wpg | Edm | IL | | | | | | |
| Jul 1/11 | Wpg | Ham | 0 | | | | | | |
| Aug 26/11 | Wpg | Ham | IL | | | | | | |
| Oct 7/11 | Wpg | Ham | IL | | | | | | |
| Sep 18/11 | Wpg | Mtl | IL | | | | | | |
| Sep 30/11 | Wpg | Mtl | IL | | | | | | |
| Oct 22/11 | Wpg | Mtl | IL | | | | | | |
| Sep 4/11 | Wpg | Ssk | IL | | | | | | |
| Sep 11/11 | Wpg | Ssk | IL | | | | | | |
| Jul 8/11 | Wpg | Tor | 0 | | | | | | |
| Jul 23/11 | Wpg | Tor | IL | | | | | | |
| Sep 24/11 | Wpg | Tor | IL | | | | | | |
| Oct 28/11 | Wpg | Tor | IL | | | | | | |

300+: 0

| 7 Brink, Alex | | | | | | | | | | | |
|-----------------|-----|-----|-------|-----|----|---|---|---|-------|------|--|
| Oppt | Att | Com | Yds | Int | TD | W | L | T | Effic | Pct | |
| In 2012 | 159 | 85 | 1,043 | 6 | 5 | 1 | 2 | 0 | 68.7 | 53.5 | |
| In 2011 | 140 | 89 | 1,023 | 4 | 5 | 0 | 2 | 0 | 85.5 | 63.6 | |
| Career | 339 | 189 | 2196 | 11 | 10 | 2 | 4 | 0 | 71.8 | 55.8 | |
| vs BC | 52 | 22 | 234 | 1 | 3 | 1 | 0 | 0 | 67.3 | 42.3 | |
| vs Calgary | 33 | 22 | 202 | 0 | 1 | 0 | 1 | 0 | 93.2 | 66.7 | |
| vs Edmonton | 57 | 35 | 388 | 3 | 1 | 1 | 0 | 0 | 65.5 | 61 | |
| vs Hamilton | 1 | 1 | 0 | 0 | 0 | 0 | 0 | 0 | 85.4 | 100 | |
| vs Montreal | 92 | 56 | 713 | 3 | 3 | 0 | 2 | 0 | 82.4 | 60.9 | |
| vs Ottawa | 0 | 0 | 0 | 0 | 0 | 0 | 0 | 0 | | | |
| vs Saskatchewan | 18 | 11 | 84 | 1 | 1 | 0 | 0 | 0 | 67.8 | 61.1 | |
| vs Toronto | 86 | 42 | 575 | 3 | 1 | 0 | 1 | 0 | 60.0 | 48.8 | |
| vs Winnipeg | 0 | 0 | 0 | 0 | 0 | 0 | 0 | 0 | | | |

| Top Career Performances | | | | | | | | | | | |
|-------------------------|------------|------------|-----------|-----------|-------------|------------|----------|----------|------------------|-------------------|--|
| Date | Tm | Opp | Att | Com | Pct | Yds | Int | TD | Career Hi | Opp / Date | |
| Sep 30/11 | Wpg | Mtl | 40 | 25 | 62.5 | 326 | 2 | 1 | Att | 40 Mtl Sep 30/11 | |
| Aug 3/12 | Wpg | Mtl | 39 | 25 | 64.1 | 311 | 0 | 2 | Com | 26 Mtl Sep 30/11 | |
| Jul 26/12 | Wpg | Edm | 38 | 26 | 68.4 | 294 | 2 | 1 | Yds | 326 Mtl Sep 30/11 | |
| Oct 28/11 | Wpg | Tor | 27 | 16 | 59.3 | 219 | 0 | 1 | Int | 2 Two times | |
| Nov 5/11 | Wpg | Cgy | 33 | 22 | 66.7 | 202 | 0 | 1 | TD | 2 Two times | |
| Jul 18/12 | Wpg | Tor | 34 | 9 | 26.5 | 185 | 2 | 0 | Career | | |
| Sep 24/11 | Wpg | Tor | 13 | 10 | 76.9 | 121 | 1 | 0 | 300+ gms: | | |
| Jun 29/12 | Wpg | BC | 26 | 14 | 53.8 | 121 | 1 | 2 | 2 | | |
| 400+ gms: | | | | | | | | | | | |
| 0 | | | | | | | | | | | |

CURRENT SEASON

| 2012 GBG | Att | Com | Yds | Int | TD | W | L | T | Effic | Pct |
|---------------|-----|-----|-----|-----|----|---|---|---|-------|------|
| 10 Jun 29 BC | 26 | 14 | 121 | 1 | 2 | | | | 76.0 | 53.8 |
| 13 Jul 06 Mtl | 4 | 3 | 57 | 0 | 0 | | | | 124.0 | 75.0 |
| 18 Jul 13 Edm | 18 | 8 | 75 | 1 | 0 | | | | 33.3 | 44.4 |
| 21 Jul 18 Tor | 34 | 9 | 185 | 2 | 0 | | L | | 22.3 | 26.5 |
| 25 Jul 26 Edm | 38 | 26 | 294 | 2 | 1 | W | | | 78.2 | 68.4 |
| 29 Aug 03 Mtl | 39 | 25 | 311 | 0 | 2 | | L | | 105.8 | 64.1 |
| 33 Aug 16 Ham | | | | | | | | | | |
| 38 Aug 24 BC | | | | | | | | | | |
| 42 Sep 02 Ssk | | | | | | | | | | |
| 48 Sep 09 Ssk | | | | | | | | | | |
| 49 Sep 14 Cgy | | | | | | | | | | |
| 53 Sep 21 Ham | | | | | | | | | | |
| 59 Sep 29 Tor | | | | | | | | | | |
| 63 Oct 08 Mtl | | | | | | | | | | |
| 66 Oct 13 Cgy | | | | | | | | | | |
| 69 Oct 19 Tor | | | | | | | | | | |
| 74 Oct 27 Ham | | | | | | | | | | |
| 79 Nov 03 Mtl | | | | | | | | | | |

Season-highs: 39 26 311 2 2 300+: 1

LAST SEASON BY OPPONENT

| 2011 GBG | Tm | Opp | Att | Com | Pct | Yds | Int | TD | GS |
|-----------|-----|-----|-----|-----|------|-----|-----|----|----|
| Jul 28/11 | Wpg | BC | 8 | 4 | 50.0 | 52 | 0 | 1 | |
| Aug 13/11 | Wpg | BC | 0 | | | | | | |
| Jul 14/11 | Wpg | Cgy | 0 | | | | | | |
| Nov 5/11 | Wpg | Cgy | 33 | 22 | 66.7 | 202 | 0 | 1 | L |
| Aug 5/11 | Wpg | Edm | 0 | | | | | | |
| Oct 15/11 | Wpg | Edm | 1 | 1 | 100 | 19 | 0 | 0 | |
| Jul 1/11 | Wpg | Ham | 0 | | | | | | |
| Aug 26/11 | Wpg | Ham | 0 | | | | | | |
| Oct 7/11 | Wpg | Ham | 0 | | | | | | |
| Sep 18/11 | Wpg | Mtl | 0 | | | | | | |
| Sep 30/11 | Wpg | Mtl | 40 | 25 | 62.5 | 326 | 2 | 1 | L |
| Oct 22/11 | Wpg | Mtl | 0 | | | | | | |
| Sep 4/11 | Wpg | Ssk | 7 | 3 | 42.9 | 25 | 1 | 0 | |
| Sep 11/11 | Wpg | Ssk | 11 | 8 | 72.7 | 59 | 0 | 1 | |
| Jul 8/11 | Wpg | Tor | 0 | | | | | | |
| Jul 23/11 | Wpg | Tor | 0 | | | | | | |
| Sep 24/11 | Wpg | Tor | 13 | 10 | 76.9 | 121 | 1 | 0 | |
| Oct 28/11 | Wpg | Tor | 27 | 16 | 59.3 | 219 | 0 | 1 | |

300+: 1



| 4 Pierce, Buck | | | | | | | | | | | |
|-----------------|-------------|-------------|--------------|-----------|-----------|-----------|-----------|----------|-------------|-------------|--|
| Oppt | Att | Com | Yds | Int | TD | W | L | T | Effc | Pct | |
| In 2012 | 40 | 24 | 327 | 2 | 1 | 0 | 3 | 0 | 73.6 | 60.0 | |
| In 2011 | 411 | 261 | 3348 | 18 | 14 | 10 | 6 | 0 | 82.1 | 63.5 | |
| Career | 1631 | 1056 | 13482 | 55 | 69 | 32 | 25 | 1 | 90.5 | 64.7 | |
| vs BC | 51 | 32 | 454 | 1 | 1 | 2 | 1 | 0 | 89.8 | 62.7 | |
| vs Calgary | 215 | 138 | 1841 | 9 | 11 | 2 | 6 | 1 | 90.9 | 64.2 | |
| vs Edmonton | 238 | 157 | 1964 | 9 | 11 | 5 | 3 | 0 | 91.1 | 66.0 | |
| vs Hamilton | 339 | 217 | 2932 | 13 | 19 | 9 | 4 | 0 | 94.2 | 64.0 | |
| vs Montreal | 160 | 117 | 1486 | 5 | 9 | 2 | 2 | 0 | 107.4 | 73.1 | |
| vs Ottawa | 6 | 3 | 87 | 0 | 1 | 0 | 0 | 0 | 159.7 | 50.0 | |
| vs Saskatchewan | 317 | 202 | 2499 | 9 | 8 | 4 | 4 | 0 | 84.6 | 63.7 | |
| vs Toronto | 177 | 125 | 1478 | 5 | 8 | 6 | 3 | 0 | 99.0 | 70.6 | |
| vs Winnipeg | 112 | 65 | 741 | 4 | 1 | 2 | 2 | 0 | 66.1 | 58.0 | |

| Top Career Performances | | | | | | | | | | | | |
|-------------------------|-----|-----|-----|-----|------|-----|-----|----|------------------|--------------|-----------|--|
| Date | Tm | Opp | Att | Com | Pct | Yds | Int | TD | Career Hi | Opp / Date | | |
| Aug 29/08 | BC | Mtl | 48 | 38 | 79.2 | 406 | 2 | 2 | Att | 48 Mtl | Aug 29/11 | |
| Oct 17/08 | BC | Edm | 40 | 25 | 62.5 | 378 | 0 | 3 | Com | 38 Mtl | Aug 29/11 | |
| Jul 9/10 | Wpg | Tor | 35 | 25 | 71.4 | 366 | 1 | 3 | Yds | 406 Mtl | Aug 29/11 | |
| Sep 6/08 | BC | Ham | 36 | 29 | 80.6 | 365 | 1 | 1 | Int | 5 Ssk | Sep 11/11 | |
| Jul 23/11 | Wpg | Tor | 27 | 22 | 81.5 | 361 | 0 | 3 | TD | 3 Nine times | | |
| Nov 1/08 | BC | Cgy | 42 | 26 | 61.9 | 346 | 2 | 3 | Career | | | |
| Oct 02/09 | BC | Ssk | 43 | 29 | 67.4 | 343 | 0 | 0 | 300+ gms: | | | |
| Sep 13/08 | BC | Ssk | 33 | 18 | 54.5 | 336 | 0 | 2 | 11 | | | |
| Jul 10/09 | BC | Ham | 40 | 26 | 65.0 | 333 | 2 | 3 | 400+ gms: | | | |
| Sep 18/11 | Wpg | Mtl | 29 | 20 | 69.0 | 312 | 1 | 2 | 1 | | | |
| Oct 09/09 | BC | Edm | 38 | 23 | 60.5 | 301 | 1 | 3 | | | | |
| Oct 6/06 | BC | Cgy | 31 | 25 | 80.6 | 297 | 1 | 1 | | | | |

| CURRENT SEASON | | | | | | | | | | | |
|----------------------|-----|-----|-----|-----|----|---|---|---|--------------|------|--|
| As Starter | | | | | | | | | | | |
| 2012 GBG | Att | Com | Yds | Int | TD | W | L | T | Effc | Pct | |
| 10 Jun 29 BC | 9 | 3 | 11 | 0 | 0 | | | L | 35.0 | 33.3 | |
| 13 Jul 06 Mtl | 26 | 18 | 255 | 1 | 1 | | | L | 97.4 | 69.2 | |
| 18 Jul 13 Edm | 5 | 3 | 61 | 1 | 0 | | | L | 19.6 | 60.0 | |
| 21 Jul 18 Tor | IL | | | | | | | | | | |
| 25 Jul 26 Edm | IL | | | | | | | | | | |
| 29 Aug 03 Mtl | IL | | | | | | | | | | |
| 33 Aug 16 Ham | | | | | | | | | | | |
| 38 Aug 24 BC | | | | | | | | | | | |
| 42 Sep 02 Ssk | | | | | | | | | | | |
| 48 Sep 09 Ssk | | | | | | | | | | | |
| 49 Sep 14 Cgy | | | | | | | | | | | |
| 53 Sep 21 Ham | | | | | | | | | | | |
| 59 Sep 29 Tor | | | | | | | | | | | |
| 63 Oct 08 Mtl | | | | | | | | | | | |
| 66 Oct 13 Cgy | | | | | | | | | | | |
| 69 Oct 19 Tor | | | | | | | | | | | |
| 74 Oct 27 Ham | | | | | | | | | | | |
| 79 Nov 03 Mtl | | | | | | | | | | | |
| Season-highs: | 26 | 18 | 255 | 1 | 1 | | | | 300+: | 0 | |

| LAST SEASON BY OPPONENT | | | | | | | | | | | | |
|-------------------------|-----|-----|-----|-----|------|-----|-----|----|--------------|---|--|--|
| 2011 GBG | Tm | Opp | Att | Com | Pct | Yds | Int | TD | GS | | | |
| Jul 28/11 | Wpg | BC | 18 | 11 | 61.1 | 206 | 0 | 1 | W | | | |
| Aug 13/11 | Wpg | BC | 24 | 18 | 75.0 | 237 | 1 | 0 | W | | | |
| Jul 14/11 | Wpg | Cgy | 16 | 9 | 56.3 | 149 | 2 | 1 | L | | | |
| Nov 5/11 | Wpg | Cgy | | | | | | | | | | |
| Aug 5/11 | Wpg | Edm | 27 | 20 | 74.1 | 242 | 1 | 2 | W | | | |
| Oct 15/11 | Wpg | Edm | 33 | 19 | 57.6 | 143 | 3 | 0 | L | | | |
| Jul 1/11 | Wpg | Ham | 26 | 12 | 46.2 | 151 | 1 | 1 | W | | | |
| Aug 26/11 | Wpg | Ham | 34 | 19 | 55.9 | 293 | 0 | 2 | W | | | |
| Oct 7/11 | Wpg | Ham | 25 | 16 | 64.0 | 239 | 0 | 1 | W | | | |
| Sep 18/11 | Wpg | Mtl | 29 | 20 | 69.0 | 312 | 1 | 2 | W | | | |
| Sep 30/11 | Wpg | Mtl | | | | | | | | | | |
| Oct 22/11 | Wpg | Mtl | 33 | 21 | 63.6 | 236 | 1 | 1 | W | | | |
| Sep 4/11 | Wpg | Ssk | 28 | 20 | 71.4 | 209 | 0 | 0 | L | | | |
| Sep 11/11 | Wpg | Ssk | 33 | 21 | 63.6 | 287 | 5 | 0 | L | | | |
| Jul 8/11 | Wpg | Tor | 34 | 21 | 61.8 | 165 | 1 | 0 | W | | | |
| Jul 23/11 | Wpg | Tor | 27 | 22 | 81.5 | 361 | 0 | 3 | W | | | |
| Sep 24/11 | Wpg | Tor | 13 | 7 | 53.8 | 68 | 1 | 0 | L | | | |
| Oct 28/11 | Wpg | Tor | 11 | 5 | 45.5 | 50 | 1 | 0 | | | | |
| Season-highs: | | | | | | | | | 300+: | 2 | | |



| RECEIVING | | | 82 Edwards, Terrence | | | | | | 1 Poblah, Kito | | | | | | 89 Denmark, Clarence | | | | | | 13 Matthews, Chris | | | | | | 81 Watson, Cory | | | | | |
|---------------|--------|-----|----------------------|-----------|----|-----|----|----|----------------|-----------|----|-----|----|----|----------------------|-----------|----|-----|----|----|--------------------|-----------|----|-----|----|----|-----------------|----------|----|-----|----|----|
| Gm | Date | Opp | Rec | Yds | TD | YAC | 2D | 30 | Rec | Yds | TD | YAC | 2D | 30 | Rec | Yds | TD | YAC | 2D | 30 | Rec | Yds | TD | YAC | 2D | 30 | Rec | Yds | TD | YAC | 2D | 30 |
| 10 | Jun 29 | BC | 6 | 41 | 1 | 7 | 2 | 0 | 3 | 26 | 0 | 3 | 1 | 0 | 2 | 11 | 0 | 7 | 1 | 0 | 5 | 48 | 1 | 13 | 1 | 0 | IL | | | | | |
| 13 | Jul 06 | Mtl | 6 | 126 | 0 | 73 | 2 | 2 | 2 | 26 | 0 | 0 | 1 | 0 | 3 | 16 | 0 | 11 | 0 | 0 | 8 | 131 | 1 | 44 | 3 | 2 | IL | | | | | |
| 18 | Jul 13 | Edm | 3 | 45 | 0 | 15 | 0 | 0 | 5 | 41 | 0 | 15 | 0 | 0 | 3 | 24 | 0 | 24 | 0 | 0 | 7 | 171 | 1 | 71 | 0 | 2 | IL | | | | | |
| 21 | Jul 18 | Tor | 0 | | | | | | 3 | 23 | 0 | 3 | 0 | 0 | 4 | 115 | 0 | 34 | 1 | 2 | 1 | 16 | 0 | 16 | 0 | 0 | IL | | | | | |
| 25 | Jul 26 | Edm | 7 | 67 | 0 | 20 | 2 | 0 | 1 | 37 | 0 | 31 | 0 | 1 | 3 | 23 | 0 | 6 | 0 | 0 | 3 | 52 | 1 | 0 | 1 | 1 | 7 | 66 | 0 | 18 | 3 | 0 |
| 29 | Aug 03 | Mtl | 8 | 120 | 0 | 37 | 1 | 1 | 2 | 30 | 0 | 2 | 0 | 0 | 2 | 28 | 1 | 13 | 1 | 0 | 5 | 39 | 0 | 7 | 0 | 0 | 2 | 16 | 1 | 0 | 0 | 0 |
| 33 | Aug 16 | Ham | | | | | | | | | | | | | | | | | | | | | | | | | | | | | | |
| 38 | Aug 24 | BC | | | | | | | | | | | | | | | | | | | | | | | | | | | | | | |
| 42 | Sep 02 | Ssk | | | | | | | | | | | | | | | | | | | | | | | | | | | | | | |
| 48 | Sep 09 | Ssk | | | | | | | | | | | | | | | | | | | | | | | | | | | | | | |
| 49 | Sep 14 | Cgy | | | | | | | | | | | | | | | | | | | | | | | | | | | | | | |
| 53 | Sep 21 | Ham | | | | | | | | | | | | | | | | | | | | | | | | | | | | | | |
| 59 | Sep 29 | Tor | | | | | | | | | | | | | | | | | | | | | | | | | | | | | | |
| 63 | Oct 08 | Mtl | | | | | | | | | | | | | | | | | | | | | | | | | | | | | | |
| 66 | Oct 13 | Cgy | | | | | | | | | | | | | | | | | | | | | | | | | | | | | | |
| 69 | Oct 19 | Tor | | | | | | | | | | | | | | | | | | | | | | | | | | | | | | |
| 74 | Oct 27 | Ham | | | | | | | | | | | | | | | | | | | | | | | | | | | | | | |
| 79 | Nov 03 | Mtl | | | | | | | | | | | | | | | | | | | | | | | | | | | | | | |
| TOTALS | | | 30 | 399 | 1 | 152 | 7 | 3 | 16 | 183 | 0 | 54 | 2 | 1 | 17 | 217 | 1 | 95 | 3 | 2 | 29 | 457 | 4 | 151 | 5 | 5 | 9 | 82 | 1 | 18 | 3 | 0 |
| GP: | | | 6 | Avg: 13.3 | | 100 | 2 | | 6 | Avg: 11.4 | | 100 | 0 | | 6 | Avg: 12.8 | | 100 | 1 | | 6 | Avg: 15.8 | | 100 | 2 | | 2 | Avg: 9.1 | | 100 | 0 | |

| RECEIVING | | | 5 Simpson, Chad | | | | | | 87 Kohlert, Rory | | | | | | 30 Ford, William | | | | | | | | | | | | | | | | | | |
|---------------|--------|-----|-----------------|-----------|----|-----|----|----|------------------|-----------|----|-----|----|----|------------------|-----------|----|-----|----|----|-----|------|----|-----|----|----|-----|------|----|-----|----|----|--|
| Gm | Date | Opp | Rec | Yds | TD | YAC | 2D | 30 | Rec | Yds | TD | YAC | 2D | 30 | Rec | Yds | TD | YAC | 2D | 30 | Rec | Yds | TD | YAC | 2D | 30 | Rec | Yds | TD | YAC | 2D | 30 | |
| 10 | Jun 29 | BC | dnp | | | | | | 1 | 6 | 0 | 0 | 0 | 0 | dnp | | | | | | | | | | | | | | | | | | |
| 13 | Jul 06 | Mtl | dnp | | | | | | 1 | 8 | 0 | 5 | 0 | 0 | dnp | | | | | | | | | | | | | | | | | | |
| 18 | Jul 13 | Edm | dnp | | | | | | 4 | 48 | 0 | 30 | 1 | 0 | dnp | | | | | | | | | | | | | | | | | | |
| 21 | Jul 18 | Tor | 1 | 31 | 0 | 30 | 1 | 1 | 0 | | | | | | | dnp | | | | | | | | | | | | | | | | | |
| 25 | Jul 26 | Edm | 5 | 49 | 0 | 46 | 1 | 0 | 0 | | | | | | | dnp | | | | | | | | | | | | | | | | | |
| 29 | Aug 03 | Mtl | 3 | 40 | 0 | 37 | 0 | 1 | 0 | | | | | | | 3 | 38 | 0 | 32 | 1 | 0 | | | | | | | | | | | | |
| 33 | Aug 16 | Ham | | | | | | | | | | | | | | | | | | | | | | | | | | | | | | | |
| 38 | Aug 24 | BC | | | | | | | | | | | | | | | | | | | | | | | | | | | | | | | |
| 42 | Sep 02 | Ssk | | | | | | | | | | | | | | | | | | | | | | | | | | | | | | | |
| 48 | Sep 09 | Ssk | | | | | | | | | | | | | | | | | | | | | | | | | | | | | | | |
| 49 | Sep 14 | Cgy | | | | | | | | | | | | | | | | | | | | | | | | | | | | | | | |
| 53 | Sep 21 | Ham | | | | | | | | | | | | | | | | | | | | | | | | | | | | | | | |
| 59 | Sep 29 | Tor | | | | | | | | | | | | | | | | | | | | | | | | | | | | | | | |
| 63 | Oct 08 | Mtl | | | | | | | | | | | | | | | | | | | | | | | | | | | | | | | |
| 66 | Oct 13 | Cgy | | | | | | | | | | | | | | | | | | | | | | | | | | | | | | | |
| 69 | Oct 19 | Tor | | | | | | | | | | | | | | | | | | | | | | | | | | | | | | | |
| 74 | Oct 27 | Ham | | | | | | | | | | | | | | | | | | | | | | | | | | | | | | | |
| 79 | Nov 03 | Mtl | | | | | | | | | | | | | | | | | | | | | | | | | | | | | | | |
| TOTALS | | | 9 | 120 | 0 | 113 | 2 | 2 | 6 | 62 | 0 | 35 | 1 | 0 | 3 | 38 | 0 | 32 | 1 | 0 | 0 | 0 | 0 | 0 | 0 | 0 | 0 | 0 | 0 | 0 | 0 | 0 | |
| GP: | | | 3 | Avg: 13.3 | | 100 | 0 | | 6 | Avg: 10.3 | | 100 | 0 | | 1 | Avg: 12.7 | | 100 | 0 | | 0 | Avg: | | 100 | 0 | | 0 | Avg: | | 100 | 0 | | |

| RECEIVING | | | | | | | | | | | | | | | | | | | | | Other players | | | | | | | | | | | |
|---------------|--------|-----|-----|------|----|-----|----|----|-----|------|----|-----|----|----|-----|------|----|-----|----|----|---------------|------|----|-----|----|----|-----|------|----|-----|----|----|
| Gm | Date | Opp | Rec | Yds | TD | YAC | 2D | 30 | Rec | Yds | TD | YAC | 2D | 30 | Rec | Yds | TD | YAC | 2D | 30 | Rec | Yds | TD | YAC | 2D | 30 | Rec | Yds | TD | YAC | 2D | 30 |
| 10 | Jun 29 | BC | | | | | | | | | | | | | | | | | | | | | | | | | | | | | | |
| 13 | Jul 06 | Mtl | | | | | | | | | | | | | | | | | | | | | | | | | | | | | | |
| 18 | Jul 13 | Edm | | | | | | | | | | | | | | | | | | | | | | | | | | | | | | |
| 21 | Jul 18 | Tor | | | | | | | | | | | | | | | | | | | | | | | | | | | | | | |
| 25 | Jul 26 | Edm | | | | | | | | | | | | | | | | | | | | | | | | | | | | | | |
| 29 | Aug 03 | Mtl | | | | | | | | | | | | | | | | | | | | | | | | | | | | | | |
| 33 | Aug 16 | Ham | | | | | | | | | | | | | | | | | | | | | | | | | | | | | | |
| 38 | Aug 24 | BC | | | | | | | | | | | | | | | | | | | | | | | | | | | | | | |
| 42 | Sep 02 | Ssk | | | | | | | | | | | | | | | | | | | | | | | | | | | | | | |
| 48 | Sep 09 | Ssk | | | | | | | | | | | | | | | | | | | | | | | | | | | | | | |
| 49 | Sep 14 | Cgy | | | | | | | | | | | | | | | | | | | | | | | | | | | | | | |
| 53 | Sep 21 | Ham | | | | | | | | | | | | | | | | | | | | | | | | | | | | | | |
| 59 | Sep 29 | Tor | | | | | | | | | | | | | | | | | | | | | | | | | | | | | | |
| 63 | Oct 08 | Mtl | | | | | | | | | | | | | | | | | | | | | | | | | | | | | | |
| 66 | Oct 13 | Cgy | | | | | | | | | | | | | | | | | | | | | | | | | | | | | | |
| 69 | Oct 19 | Tor | | | | | | | | | | | | | | | | | | | | | | | | | | | | | | |
| 74 | Oct 27 | Ham | | | | | | | | | | | | | | | | | | | | | | | | | | | | | | |
| 79 | Nov 03 | Mtl | | | | | | | | | | | | | | | | | | | | | | | | | | | | | | |
| TOTALS | | | 0 | 0 | 0 | 0 | 0 | 0 | 0 | 0 | 0 | 0 | 0 | 0 | 0 | 0 | 0 | 0 | 0 | 0 | 0 | 0 | 0 | 0 | 0 | 0 | 1 | 5 | 0 | 5 | 0 | 0 |
| GP: | | | 0 | Avg: | | 100 | 0 | | 0 | Avg: | | 100 | 0 | | 0 | Avg: | | 100 | 0 | | 0 | Avg: | | 100 | 0 | | 5 | Avg: | | 100 | 0 | |



| DEFENCE | | | 42 Stephan, R | | | | | | | | 45 Fritz, R | | | | | | | | 98 Vega, J | | | | | | | | 27 Parker, T | | | | | | | | 15 Washington, D | | | | | | | |
|-------------------|--------|-----|---------------|----------|----------|----------|----------|----------|----------|----------|-------------|----------|----------|----------|----------|----------|-----------|----------|------------|----------|----------|----------|----------|----------|----------|----------|--------------|----------|----------|----------|----------|----------|----------|----------|------------------|-----------|----------|----------|----------|----------|----------|----------|
| Gm | Date | Opp | DT | ST | QS | FF | Int | KD | FR | DT | ST | QS | FF | Int | KD | FR | DT | ST | QS | FF | Int | KD | FR | DT | ST | QS | FF | Int | KD | FR | DT | ST | QS | FF | Int | KD | FR | | | | | |
| 10 | Jun 29 | BC | 0 | 2 | 0 | 0 | 0 | 0 | 0 | 1 | 0 | 0 | 0 | 0 | 0 | 0 | dnp | | | | | | | dnp | | | | | | | | | | | | | | | | | | |
| 13 | Jul 06 | Mtl | IL | | | | | | | 1 | 0 | 0 | 0 | 0 | 0 | 0 | 2 | 0 | 0 | 0 | 0 | 0 | 0 | 1 | 1 | 0 | 0 | 0 | 0 | 0 | 0 | 0 | 0 | 0 | 0 | 0 | 0 | 0 | 0 | | | |
| 18 | Jul 13 | Edm | IL | | | | | | | 1 | 0 | 0 | 0 | 0 | 0 | 0 | 1 | 0 | 0 | 0 | 0 | 0 | 1 | 1 | 2 | 0 | 0 | 0 | 0 | 0 | 0 | 0 | 0 | 0 | 0 | 0 | 0 | 0 | 0 | | | |
| 21 | Jul 18 | Tor | IL | | | | | | | dnp | | | | | | | 5 | 0 | 1 | 1 | 0 | 0 | 0 | 2 | 0 | 0 | 0 | 0 | 0 | 0 | 0 | 0 | 0 | 0 | 0 | 0 | 0 | 0 | 0 | | | |
| 25 | Jul 26 | Edm | IL | | | | | | | dnp | | | | | | | 3 | 0 | 0 | 0 | 0 | 0 | 0 | 0 | 1 | 0 | 0 | 0 | 0 | 0 | 0 | 0 | 0 | 0 | 0 | 0 | 0 | 0 | 0 | | | |
| 29 | Aug 03 | Mtl | IL | | | | | | | nwt | | | | | | | 2 | 0 | 1 | 0 | 0 | 0 | 0 | dnp | | | | | | | | | | | | | | | | | | |
| 33 | Aug 16 | Ham | | | | | | | | | | | | | | | | | | | | | | | | | | | | | | | | | | | | | | | | |
| 38 | Aug 24 | BC | | | | | | | | | | | | | | | | | | | | | | | | | | | | | | | | | | | | | | | | |
| 42 | Sep 02 | Ssk | | | | | | | | | | | | | | | | | | | | | | | | | | | | | | | | | | | | | | | | |
| 48 | Sep 09 | Ssk | | | | | | | | | | | | | | | | | | | | | | | | | | | | | | | | | | | | | | | | |
| 49 | Sep 14 | Cgy | | | | | | | | | | | | | | | | | | | | | | | | | | | | | | | | | | | | | | | | |
| 53 | Sep 21 | Ham | | | | | | | | | | | | | | | | | | | | | | | | | | | | | | | | | | | | | | | | |
| 59 | Sep 29 | Tor | | | | | | | | | | | | | | | | | | | | | | | | | | | | | | | | | | | | | | | | |
| 63 | Oct 08 | Mtl | | | | | | | | | | | | | | | | | | | | | | | | | | | | | | | | | | | | | | | | |
| 66 | Oct 13 | Cgy | | | | | | | | | | | | | | | | | | | | | | | | | | | | | | | | | | | | | | | | |
| 69 | Oct 19 | Tor | | | | | | | | | | | | | | | | | | | | | | | | | | | | | | | | | | | | | | | | |
| 74 | Oct 27 | Ham | | | | | | | | | | | | | | | | | | | | | | | | | | | | | | | | | | | | | | | | |
| 79 | Nov 03 | Mtl | | | | | | | | | | | | | | | | | | | | | | | | | | | | | | | | | | | | | | | | |
| 2012 TOTAL | | | 0 | 2 | 0 | 0 | 0 | 0 | 0 | 3 | 0 | 0 | 0 | 0 | 0 | 0 | 13 | 0 | 2 | 1 | 0 | 0 | 1 | 4 | 4 | 0 | 0 | 0 | 0 | 0 | 0 | 0 | 0 | 0 | 0 | 11 | 1 | 1 | 0 | 0 | 2 | 0 |

| DEFENCE | | | 22 Pasco, D | | | | | | | | 25 Browne, B | | | | | | | | 20 Beasley, D | | | | | | | | 54 Mainor, K | | | | | | | | 91 Gilmore, J.T. | | | | | | | | |
|-------------------|--------|-----|-------------|----------|----------|----------|----------|----------|----------|----------|--------------|----------|----------|----------|----------|----------|----------|----------|---------------|----------|----------|----------|----------|----------|----------|----------|--------------|----------|----------|----------|----------|----------|----------|----------|------------------|----------|----------|----------|----------|----------|----------|----------|--|
| Gm | Date | Opp | DT | ST | QS | FF | Int | KD | FR | DT | ST | QS | FF | Int | KD | FR | DT | ST | QS | FF | Int | KD | FR | DT | ST | QS | FF | Int | KD | FR | DT | ST | QS | FF | Int | KD | FR | | | | | | |
| 10 | Jun 29 | BC | dnp | | | | | | | 0 | 0 | 0 | 0 | 0 | 0 | 0 | 0 | 0 | 0 | 0 | 0 | 0 | 0 | 0 | 0 | 0 | 0 | 0 | 0 | 0 | 0 | 0 | 0 | 0 | 0 | 0 | 0 | nwt | | | | | |
| 13 | Jul 06 | Mtl | dnp | | | | | | | 0 | 0 | 0 | 0 | 0 | 0 | 0 | dnp | | | | | | | dnp | | | | | | | | | | | | | | | | | | | |
| 18 | Jul 13 | Edm | 1 | 0 | 0 | 0 | 0 | 0 | 0 | 0 | 0 | 0 | 1 | 0 | 0 | 1 | 4 | 0 | 0 | 0 | 0 | 0 | 0 | dnp | | | | | | | | | | | | | | | | | | | |
| 21 | Jul 18 | Tor | 1 | 1 | 0 | 0 | 0 | 0 | 0 | 0 | 0 | 0 | 0 | 0 | 0 | 0 | 2 | 1 | 0 | 0 | 0 | 0 | 1 | dnp | | | | | | | | | | | | | | | | | | | |
| 25 | Jul 26 | Edm | dnp | | | | | | | 1 | 1 | 0 | 0 | 0 | 0 | 0 | 2 | 0 | 0 | 0 | 0 | 0 | 0 | dnp | | | | | | | | | | | | | | | | | | | |
| 29 | Aug 03 | Mtl | nwt | | | | | | | 2 | 0 | 0 | 0 | 0 | 0 | 0 | 1 | 0 | 0 | 0 | 0 | 0 | 0 | 1 | 0 | 0 | 0 | 0 | 0 | 0 | 0 | 0 | 0 | 0 | 0 | 0 | 3 | 0 | 0 | 0 | 0 | 0 | |
| 33 | Aug 16 | Ham | | | | | | | | | | | | | | | | | | | | | | | | | | | | | | | | | | | | | | | | | |
| 38 | Aug 24 | BC | | | | | | | | | | | | | | | | | | | | | | | | | | | | | | | | | | | | | | | | | |
| 42 | Sep 02 | Ssk | | | | | | | | | | | | | | | | | | | | | | | | | | | | | | | | | | | | | | | | | |
| 48 | Sep 09 | Ssk | | | | | | | | | | | | | | | | | | | | | | | | | | | | | | | | | | | | | | | | | |
| 49 | Sep 14 | Cgy | | | | | | | | | | | | | | | | | | | | | | | | | | | | | | | | | | | | | | | | | |
| 53 | Sep 21 | Ham | | | | | | | | | | | | | | | | | | | | | | | | | | | | | | | | | | | | | | | | | |
| 59 | Sep 29 | Tor | | | | | | | | | | | | | | | | | | | | | | | | | | | | | | | | | | | | | | | | | |
| 63 | Oct 08 | Mtl | | | | | | | | | | | | | | | | | | | | | | | | | | | | | | | | | | | | | | | | | |
| 66 | Oct 13 | Cgy | | | | | | | | | | | | | | | | | | | | | | | | | | | | | | | | | | | | | | | | | |
| 69 | Oct 19 | Tor | | | | | | | | | | | | | | | | | | | | | | | | | | | | | | | | | | | | | | | | | |
| 74 | Oct 27 | Ham | | | | | | | | | | | | | | | | | | | | | | | | | | | | | | | | | | | | | | | | | |
| 79 | Nov 03 | Mtl | | | | | | | | | | | | | | | | | | | | | | | | | | | | | | | | | | | | | | | | | |
| 2012 TOTAL | | | 2 | 1 | 0 | 0 | 0 | 0 | 0 | 3 | 1 | 0 | 1 | 0 | 0 | 1 | 9 | 1 | 0 | 0 | 0 | 0 | 1 | 1 | 0 | 0 | 0 | 0 | 0 | 0 | 0 | 0 | 0 | 0 | 0 | 3 | 0 | 0 | 0 | 0 | 0 | 0 | |

2012 FIELD GOALS

| FIELD GOALS | | | 17 Palardy, Justin | | | | | | | | | | | | | | | | | | | | | | | | | | | | | | | | | |
|-------------|--------|-----|--------------------|----|----|-------|------------|-----|---|-----|--------|-----|-------|-----|-------|-----|-------|-----|--------|-----|---------------|----|----|----|----|----|---|------------|---|---|---|--|--|--|--|----|
| Gm | Date | Opp | FG Md | | | | FGs Missed | | | | <20 yd | | 20-29 | | 30-39 | | 40-49 | | 50+ yd | | FG Made yards | | | | | | | Missed att | | | | | | | | |
| | | | Att | Md | Lg | Yards | No | Yds | S | Att | Md | Att | Md | Att | Md | Att | Md | Att | Md | Att | Md | 1 | 2 | 3 | 4 | 5 | 6 | 7 | 1 | 2 | 3 | | | | | |
| 10 | Jun 29 | BC | 1 | 1 | 33 | 33 | 0 | 0 | 0 | 0 | 0 | 0 | 0 | 1 | 1 | 0 | 0 | 0 | 0 | 0 | 0 | 33 | | | | | | | | | | | | | | |
| 13 | Jul 06 | Mtl | 3 | 3 | 23 | 51 | 0 | 0 | 0 | 2 | 2 | 1 | 1 | 0 | 0 | 0 | 0 | 0 | 0 | 0 | 0 | 23 | 18 | 10 | | | | | | | | | | | | |
| 18 | Jul 13 | Edm | 2 | 1 | 46 | 46 | 1 | 43 | 0 | 0 | 0 | 0 | 0 | 0 | 0 | 2 | 1 | 0 | 0 | 0 | 0 | 46 | | | | | | | | | | | | | | 48 |
| 21 | Jul 18 | Tor | 5 | 5 | 45 | 175 | 0 | 0 | 0 | 0 | 0 | 1 | 1 | 2 | 2 | 2 | 2 | 0 | 0 | 0 | 0 | 40 | 30 | 22 | 38 | 45 | | | | | | | | | | |
| 25 | Jul 26 | Edm | 2 | 2 | 27 | 53 | 0 | 0 | 0 | 0 | 0 | 2 | 2 | 0 | 0 | 0 | 0 | 0 | 0 | 0 | 0 | 26 | 27 | | | | | | | | | | | | | |
| 29 | Aug 03 | Mtl | 1 | 1 | 33 | 33 | 0 | 0 | 0 | 0 | 0 | 0 | 0 | 1 | 1 | 0 | 0 | 0 | 0 | 0 | 0 | 33 | | | | | | | | | | | | | | |
| 33 | Aug 16 | Ham | | | | | | | | | | | | | | | | | | | | | | | | | | | | | | | | | | |



| PUNT RETURNS | | | TEAM TOTALS | | | | | 15 Washington, D | | | | | 22 Pasco, D | | | | 2 Johnson, J | | | | | | | | Others | | | | | | | | | | | |
|-------------------|--------|-----|-------------|-----|----|----|----|------------------|-----|----|----|----|-------------|-----|----|----|--------------|-----|----|----|----|-----|----|----|--------|-----|----|----|----|-----|----|----|---|---|---|---|
| Gm | Date | Opp | No | Yds | LG | TD | 30 | No | Yds | LG | TD | 30 | No | Yds | LG | 30 | No | Yds | LG | 30 | No | Yds | LG | 30 | No | Yds | LG | 30 | No | Yds | LG | 30 | | | | |
| 10 | Jun 29 | BC | 4 | 23 | 17 | 0 | 0 | 4 | 23 | 17 | 0 | 0 | | | | | | | | | | | | | | | | | | | | | | | | |
| 13 | Jul 06 | Mtl | 3 | 90 | 82 | 1 | 1 | 3 | 90 | 82 | 1 | 1 | | | | | | | | | | | | | | | | | | | | | | | | |
| 18 | Jul 13 | Edm | 6 | 65 | 23 | 0 | 0 | 6 | 59 | 23 | 0 | 0 | 0 | 6 | 6 | 0 | | | | | | | | | | | | | | | | | | | | |
| 21 | Jul 18 | Tor | 7 | 59 | 23 | 0 | 0 | 7 | 59 | 23 | 0 | 0 | 0 | | | | | | | | | | | | | | | | | | | | | | | |
| 25 | Jul 26 | Edm | 7 | 48 | 10 | 0 | 0 | 6 | 44 | 10 | 0 | 0 | 0 | | | | 1 | 4 | 4 | 0 | | | | | | | | | | | | | | | | |
| 29 | Aug 03 | Mtl | 2 | 10 | 12 | 0 | 0 | 2 | 10 | 12 | 0 | 0 | nwt | | | | 0 | | | | | | | | | | | | | | | | | | | |
| 33 | Aug 16 | Ham | | | | | | | | | | | | | | | | | | | | | | | | | | | | | | | | | | |
| 38 | Aug 24 | BC | | | | | | | | | | | | | | | | | | | | | | | | | | | | | | | | | | |
| 42 | Sep 02 | Ssk | | | | | | | | | | | | | | | | | | | | | | | | | | | | | | | | | | |
| 48 | Sep 09 | Ssk | | | | | | | | | | | | | | | | | | | | | | | | | | | | | | | | | | |
| 49 | Sep 14 | Cgy | | | | | | | | | | | | | | | | | | | | | | | | | | | | | | | | | | |
| 53 | Sep 21 | Ham | | | | | | | | | | | | | | | | | | | | | | | | | | | | | | | | | | |
| 59 | Sep 29 | Tor | | | | | | | | | | | | | | | | | | | | | | | | | | | | | | | | | | |
| 63 | Oct 08 | Mtl | | | | | | | | | | | | | | | | | | | | | | | | | | | | | | | | | | |
| 66 | Oct 13 | Cgy | | | | | | | | | | | | | | | | | | | | | | | | | | | | | | | | | | |
| 69 | Oct 19 | Tor | | | | | | | | | | | | | | | | | | | | | | | | | | | | | | | | | | |
| 74 | Oct 27 | Ham | | | | | | | | | | | | | | | | | | | | | | | | | | | | | | | | | | |
| 79 | Nov 03 | Mtl | | | | | | | | | | | | | | | | | | | | | | | | | | | | | | | | | | |
| 2012 TOTAL | | | 29 | 295 | 82 | 1 | 1 | 28 | 285 | 82 | 1 | 1 | 0 | 6 | 6 | 0 | 1 | 4 | 4 | 0 | 0 | 0 | 0 | 0 | 0 | 0 | 0 | 0 | 0 | 0 | 0 | 0 | 0 | 0 | 0 | 0 |
| Avg | | | 10.2 | | | | | 10.2 | | | | | | | | | | | | | | | | | | | | | | | | | | | | |

| K/O RETURNS | | | TEAM TOTALS | | | | | 15 Washington, D | | | | | Pontbriand, M-P | | | | 89 Denmark, C | | | | | | | | Others | | | | | | | | | | | |
|-------------------|--------|-----|-------------|-----|----|----|----|------------------|-----|----|----|----|-----------------|-----|----|----|---------------|-----|----|----|----|-----|----|----|--------|-----|----|----|----|-----|----|----|---|---|---|---|
| Gm | Date | Opp | No | Yds | LG | TD | 40 | No | Yds | LG | TD | 40 | No | Yds | LG | 40 | No | Yds | LG | 40 | No | Yds | LG | 40 | No | Yds | LG | 40 | No | Yds | LG | 40 | | | | |
| 10 | Jun 29 | BC | 7 | 164 | 39 | 0 | 0 | 6 | 159 | 39 | 0 | 0 | 1 | 5 | 5 | 0 | | | | | | | | | | | | | | | | | | | | |
| 13 | Jul 06 | Mtl | 8 | 163 | 30 | 0 | 0 | 6 | 120 | 29 | 0 | 0 | 0 | | | | 2 | 43 | 30 | 0 | | | | | | | | | | | | | | | | |
| 18 | Jul 13 | Edm | 6 | 127 | 30 | 0 | 0 | 6 | 127 | 30 | 0 | 0 | 0 | | | | | | | | | | | | | | | | | | | | | | | |
| 21 | Jul 18 | Tor | 5 | 127 | 45 | 0 | 1 | 5 | 127 | 45 | 0 | 1 | 0 | | | | | | | | | | | | | | | | | | | | | | | |
| 25 | Jul 26 | Edm | 3 | 65 | 25 | 0 | 0 | 3 | 65 | 25 | 0 | 0 | 0 | | | | | | | | | | | | | | | | | | | | | | | |
| 29 | Aug 03 | Mtl | 6 | 99 | 29 | 0 | 0 | 4 | 87 | 29 | 0 | 0 | 0 | | | | 2 | 12 | 12 | 0 | | | | | | | | | | | | | | | | |
| 33 | Aug 16 | Ham | | | | | | | | | | | | | | | | | | | | | | | | | | | | | | | | | | |
| 38 | Aug 24 | BC | | | | | | | | | | | | | | | | | | | | | | | | | | | | | | | | | | |
| 42 | Sep 02 | Ssk | | | | | | | | | | | | | | | | | | | | | | | | | | | | | | | | | | |
| 48 | Sep 09 | Ssk | | | | | | | | | | | | | | | | | | | | | | | | | | | | | | | | | | |
| 49 | Sep 14 | Cgy | | | | | | | | | | | | | | | | | | | | | | | | | | | | | | | | | | |
| 53 | Sep 21 | Ham | | | | | | | | | | | | | | | | | | | | | | | | | | | | | | | | | | |
| 59 | Sep 29 | Tor | | | | | | | | | | | | | | | | | | | | | | | | | | | | | | | | | | |
| 63 | Oct 08 | Mtl | | | | | | | | | | | | | | | | | | | | | | | | | | | | | | | | | | |
| 66 | Oct 13 | Cgy | | | | | | | | | | | | | | | | | | | | | | | | | | | | | | | | | | |
| 69 | Oct 19 | Tor | | | | | | | | | | | | | | | | | | | | | | | | | | | | | | | | | | |
| 74 | Oct 27 | Ham | | | | | | | | | | | | | | | | | | | | | | | | | | | | | | | | | | |
| 79 | Nov 03 | Mtl | | | | | | | | | | | | | | | | | | | | | | | | | | | | | | | | | | |
| 2012 TOTAL | | | 35 | 745 | 45 | 0 | 1 | 30 | 685 | 45 | 0 | 1 | 1 | 5 | 5 | 0 | 4 | 55 | 30 | 0 | 0 | 0 | 0 | 0 | 0 | 0 | 0 | 0 | 0 | 0 | 0 | 0 | 0 | 0 | 0 | 0 |
| Avg | | | 21.3 | | | | | 22.8 | | | | | 5.0 | | | | | | | | | | | | | | | | | | | | | | | |

OPPONENT GAME-BY-GAME SUMMARY

| Gm | Date | Opp | PUNT RETURNS | | | | | KICKOFF RETURNS | | | | |
|-------------------|--------|-----|--------------|-----|----|----|----|-----------------|-----|----|----|----|
| | | | No | Yds | LG | TD | 30 | No | Yds | LG | TD | 40 |
| 10 | Jun 29 | BC | 7 | 85 | 59 | 0 | 1 | 3 | 46 | 17 | 0 | 0 |
| 13 | Jul 06 | Mtl | 2 | 7 | 6 | 0 | 0 | 6 | 114 | 37 | 0 | 0 |
| 18 | Jul 13 | Edm | 5 | 107 | 42 | 0 | 2 | 2 | 41 | 23 | 0 | 0 |
| 21 | Jul 18 | Tor | 4 | 15 | 10 | 0 | 0 | 7 | 166 | 34 | 0 | 0 |
| 25 | Jul 26 | Edm | 4 | 16 | 10 | 0 | 0 | 3 | 67 | 28 | 0 | 0 |
| 29 | Aug 03 | Mtl | 8 | 84 | 24 | 0 | 0 | 3 | 48 | 23 | 0 | 0 |
| 33 | Aug 16 | Ham | | | | | | | | | | |
| 38 | Aug 24 | BC | | | | | | | | | | |
| 42 | Sep 02 | Ssk | | | | | | | | | | |
| 48 | Sep 09 | Ssk | | | | | | | | | | |
| 49 | Sep 14 | Cgy | | | | | | | | | | |
| 53 | Sep 21 | Ham | | | | | | | | | | |
| 59 | Sep 29 | Tor | | | | | | | | | | |
| 63 | Oct 08 | Mtl | | | | | | | | | | |
| 66 | Oct 13 | Cgy | | | | | | | | | | |
| 69 | Oct 19 | Tor | | | | | | | | | | |
| 74 | Oct 27 | Ham | | | | | | | | | | |
| 79 | Nov 03 | Mtl | | | | | | | | | | |
| 2012 TOTAL | | | 30 | 314 | 59 | 0 | 3 | 24 | 482 | 37 | 0 | 0 |
| Avg | | | 10.5 | | | | | 20.1 | | | | |



2012 NOTES & TRENDS

HAMILTON GM #7 - CFL GM #33

LAST TIME IT HAPPENED...

| INDIVIDUAL | TEAM |
|--|---|
| <p>100 Yards Rushing By Tiger-Cats – 132 by Chevon Walker vs. Saskatchewan, June 29, 2012 By Opponents – 168 by Cory Boyd vs. Toronto, July 14, 2012</p> <p>150 Yards Rushing By Tiger-Cats – 166 by DeAndrea' Cobb vs. Saskatchewan, Sept. 25, 2010 By Opponents – 168 by Cory Boyd vs. Toronto, July 14, 2012</p> <p>300 Yards Passing By Tiger-Cats – 356 by Henry Burris at Saskatchewan, July 28, 2012 By Opponents – 380 by Darian Durant at Saskatchewan, July 28, 2012</p> <p>400 Yards Passing By Tiger-Cats – 425 by Kevin Glenn at Saskatchewan, July 31, 2010 By Opponents – 421 by Anthony Calvillo at Montreal, Sept 11, 2011</p> <p>500 Yards Passing By Tiger-Cats – 506 by Kevin Glenn at Montreal, October 18, 2009 By Opponents – 586 by Sam Etcheverry, at Montreal, October 16, 1954</p> <p>100 Yards Receiving By Tiger-Cats – 101 by Chris Williams at Saskatchewan, July 28, 2012 By Opponents – 121 by Weston Dressler at Saskatchewan, July 28, 2012</p> <p>150 Yards Receiving By Tiger-Cats – 162 by Chris Williams at Winnipeg, August 26, 2011 By Opponents – 180 by Weston Dressler vs. Sask., June 29, 2012</p> <p>200 Yards Receiving By Tiger-Cats – 272 by Arland Bruce III at Saskatchewan, July 31, 2010 By Opponents – 213 by Adarius Bowman vs. Winnipeg, October 12, 2009</p> <p>Two Rushing Touchdowns By Tiger-Cats – A. Cobourne / Q. Porter vs. Montreal, September 5, 2011 By Opponents – Jerome Messam vs. Edmonton, September 16, 2011</p> <p>Three Touchdown Passes By Tiger-Cats – Henry Burris vs. Toronto, July 14, 2012 By Opponents – Anthony Calvillo vs. Montreal, July 21, 2012</p> <p>Four Touchdown Passes By Tiger-Cats – Henry Burris at Saskatchewan, July 28, 2012 By Opponents – Darian Durant vs. Saskatchewan, June 29, 2012</p> <p>Five Touchdown Passes By Tiger-Cats – Quinton Porter vs. Montreal, October 4, 2008 By Opponents – Ricky Ray at Edmonton, July 30, 2005</p> <p>Two Touchdown Receptions By Tiger-Cats – Onrea Jones at Saskatchewan, July 28, 2012 By Opponents – Shawn Gore at BC, July 6, 2012</p> <p>Four Field Goals By Tiger-Cats – (7) Justin Medlock, vs. BC, October 22, 2011 By Opponents – Noel Prefontaine at Toronto, November 3, 2011</p> <p>Five+ Field Goals By Tiger-Cats – (7) Justin Medlock vs. BC, October 22, 2011 By Opponents – Luca Congi at Saskatchewan, July 31, 2010</p> <p>Two Interceptions By Tiger-Cats – Geoff Tisdale at Saskatchewan, October 19, 2008 By Opponents – Craig Butler at Saskatchewan, October 29, 2011</p> <p>Two Quarterback Sacks By Tiger-Cats – Brandon Boudreaux at Saskatchewan, 2011 By Opponents – Khreem Smith at BC, July 6, 2012</p> <p>Three Quarterback Sacks By Tiger-Cats – Jermaine Reid vs B.C., November 6, 2010 By Opponents – John Bowman at Montreal, July 22, 2010</p> <p>Punt Returned For A Touchdown By Tiger-Cats – Chris Williams vs. Toronto, July 14, 2012 By Opponents – Tim Brown at BC, July 6, 2012</p> <p>Kickoff Returned For A Touchdown By Tiger-Cats – Chris Williams vs. Edmonton, September 16, 2011 By Opponents – Reggie Swinton at Winnipeg, July 9, 1999</p> <p>Missed Field Goal Returned For A Touchdown By Tiger-Cats – Chris Williams vs. Toronto, July 14, 2012</p> | <p>Scored 40+ Points By Tiger-Cats – Hamilton 42, BC 10 in Hamilton, October 22, 2011 By Opponents – Montreal 43, Hamilton 13 in Montreal, Sept 11, 2011</p> <p>Scored 50+ Points By Tiger-Cats – Hamilton 55, Calgary 36 in Moncton, Sept 25, 2011 By Opponents – Calgary 55, Hamilton 24 in Calgary, October 29, 2010</p> <p>Won By 20+ Points By Tiger-Cats – Hamilton 44, Montreal 21 in Hamilton, Sept 5, 2011 By Opponents – Sask. 46, Hamilton 13 in Hamilton, June 29, 2012</p> <p>Won By 30+ Points By Tiger-Cats – Hamilton 42, BC 10 in Hamilton, October 22, 2011 By Opponents – Montreal 43, Hamilton 13 in Montreal, Sept 11, 2011</p> <p>Allowed Fewer Than 10 Points By Tiger-Cats – Hamilton 33, Saskatchewan 3 in Hamilton, July 16, 2011 By Opponents – Saskatchewan 19, Hamilton 3 in Sask., October 29, 2011</p> <p>Won Game By Shutout By Tiger-Cats – Hamilton 27, Calgary 0, September 11, 1974 By Opponents – Winnipeg 29, Hamilton 0, July 28, 2006</p> <p>Won Game In Overtime By Tiger-Cats – Hamilton 20, Ottawa 17, October 15, 2004 By Opponents – Toronto 25, Hamilton 22, September 11, 2009</p> <p>Intercepted Three+ Passes By Tiger-Cats – (3) vs. Saskatchewan, July 16, 2011 By Opponents – (4) at Saskatchewan, October 29, 2011</p> <p>Five Quarterback Sacks By Tiger-Cats – (5) vs. Winnipeg, July 1, 2011 By Opponents – (6) at Winnipeg, July 2, 2010</p> <p>400+ Total Net Yards Of Offence By Tiger-Cats – 439 at Saskatchewan, July 28, 2012 By Opponents – 452 at Saskatchewan, July 28, 2012</p> <p>500+ Total Net Yards Of Offence By Tiger-Cats – 521 at Toronto, October 1, 2011 By Opponents – 500 vs. Saskatchewan, July 6, 2012</p> |
| <p>2012 TICATS LONGEST SINGLE PLAYS</p> <p>Run From Scrimmage By Tiger-Cats – 89 yards by Chevon Walker, vs. Saskatchewan, June 29 By Opponents – 61 yards by Andrew Harris, at BC, July 6</p> <p>Completed Pass By Tiger-Cats – 95 yards, H. Burris to C. Walker, at BC, July 6 Opponents – 74 yards, D. Durant to T. Smith, at Saskatchewan, July 28</p> <p>Field Goal By Tiger-Cats – 41 yards by Luca Congi, vs. Saskatchewan, July 6 By Opponents – 48 yards by Chris Milo, vs. Saskatchewan, July 6</p> <p>Punt By Tiger-Cats – 57 yards by Josh Bartel, vs. Toronto, July 14 By Opponents – 73 yards by Chris Milo, vs. Saskatchewan, June 29</p> <p>Kickoff By Tiger-Cats – 69 yards by Luca Congi, vs. Saskatchewan, June 29 By Opponents – 94 yards by Chris Milo, at Saskatchewan, July 28</p> <p>Punt Return By Tiger-Cats – 89 yards by Chris Williams, vs. Toronto, July 14 By Opponents – 81 yards by Tim Brown, at BC, July 6</p> <p>Kickoff Return By Tiger-Cats – 32 yards by Samuel Giguere, vs. Saskatchewan, June 29 By Opponents – 46 yards by Tim Brown, at BC, July 6</p> <p>Interception Return By Tiger-Cats – 53 yards by Renauld Williams, vs. Montreal, July 21 By Opponents – 47 yards by Anthony Reddick, at BC, July 6</p> <p>Fumble Return By Tiger-Cats – 19 yards by Renauld Williams, at Saskatchewan, July 28 By Opponents – 0 yards by Anton McKenzie, at BC, July 6</p> | |



HOW HOW THE TIGER-CATS WERE BUILT

| | CFL DRAFT (Round/Overall) | CFL FREE AGENTS (Previous CFL team/Year) | FREE AGENTS (No CFL Experience) | TRADES |
|-------------|---|---|--|---|
| 2012 | WR Simon Charbonneau-Campeau (4 th /25) | K/P Luca Congi (SSK – 11) LB Kevin Eiben (TOR – 11) WR Andy Fantuz (SSK – 11) FB Samuel Fournier (EDM – 10) RB Martell Mallett (BC – 09) DL Jermaine McElveen (MTL – 11) DB Armando Murillo (TOR – 11) OL Tim O'Neill (CGY – 11) DE Greg Peach (EDM – 11) | P Josh Bartel DE Brandon Boudreaux WR Jordan Brescacin DT Ronnell Brown DT Jada Brown DB Matt Bucknor DB Brock Campbell OL Nick Claytor DE Bruce Davis OL Marc Dile OL Nick Hennessey DB Clem Johnson WR Onrea Jones LB Alex Joseph QB Dan LeFevour OL Jason Medeiros OL/DL Seamus Postuma LB Craig Ray LB Louie Richardson RB Brandon Rutley RB Chevon Walker | QB Henry Burris (from CGY) DB Geoff Tisdale (from CGY) |
| 2011 | OL Pascal Baillargeon (3 rd /21) DE Marc-Antoine Fortin (3 rd /20) LB Patrick Jean-Mary (5 th /33) | LB Byron Bullock (SSK – 09) RB Avon Cobourne (MTL - 10) LS Kevin Scott (SSK - 09) RB Daryl Stephenson (WPG - 10) LB Renauld Williams (SSK - 09) | WR Bakari Grant RB Terry Grant OL Cody Husband LB Nathan Kanya WR Aaron Kelly OL Brian Simmons DT Robert Rose WR Chris Williams DB Marcell Young | DB Carlos Thomas (from EDM) DB Dee Webb (from TOR) |
| 2010 | DT Eddie Steele (3 rd /22) DB Chris Rwabukamba (4 th /27) | | DB Jonathan Hood | |
| 2009 | FB Darcy Brown (1 st /6) DB Ryan Hinds (2 nd /13) | DB Marc Beswick (WPG – 08) LB Jamall Johnson (BC – 08) WR Dave Stala (MTL – 08) | LB Ike Brown | LB Yannick Carter (from SSK) |
| 2008 | WR Samuel Giguere (1 st /8) | | QB Quinton Porter DB Bo Smith | DB Markeith Knowlton (from BC) |
| 2006 | OL Peter Dyakowski (2 nd /11) | | | |
| 2004 | OL Marwan Hage (2 nd /14) | | | |



| 2012 SCHEDULE | | | | Final Score | | | 2012 Record | | | - 1st Q - | | - 2nd Q - | | - 3rd Q - | | - 4th Q - | | -- OT -- | | | |
|--------------------|-----------|-----|-----|--------------|---------------|-------------|-------------|-----|----------|-----------|-----|------------|-----------|------------|-----------|------------|-----------|-----------|-----------|----------|----------|
| # | Date | Opp | H/A | CFL | Attend | Ham | Opp | Res | W | L | Str | Ham | Opp | Ham | Opp | Ham | Opp | Ham | Opp | | |
| 1 | Jun 29 | Ssk | H | 9 | 25,682 | 16 | 43 | L | 0 | 1 | 1L | 3 | 7 | 13 | 16 | 16 | 33 | 16 | 43 | | |
| 2 | Jul 06 | BC | A | 14 | | 36 | 39 | L | 0 | 2 | 2L | 7 | 7 | 14 | 23 | 21 | 29 | 36 | 39 | | |
| 3 | Jul 14 | Tor | H | 20 | | 36 | 27 | W | 1 | 2 | 1W | 14 | 0 | 29 | 13 | 29 | 17 | 36 | 27 | | |
| 4 | Jul 21 | Mtl | H | 24 | 23,392 | 39 | 24 | W | 2 | 2 | 2W | 14 | 7 | 32 | 10 | 32 | 24 | 39 | 24 | | |
| 5 | Jul 28 | Ssk | A | 27 | | 35 | 34 | W | 3 | 2 | 3W | 3 | 7 | 7 | 13 | 14 | 32 | 35 | 34 | | |
| 6 | Aug 09 | Cgy | H | 31 | 22,635 | 20 | 31 | L | 3 | 3 | 1L | 0 | 0 | 10 | 7 | 20 | 17 | 20 | 31 | | |
| 7 | Aug 16 | Wpg | A | 33 | | | | | | | | | | | | | | | | | |
| 8 | Aug 23 | Mtl | A | 37 | | | | | | | | | | | | | | | | | |
| 9 | Sep 03 | Tor | H | 43 | | | | | | | | | | | | | | | | | |
| 10 | Sep 08 | Tor | A | 46 | | | | | | | | | | | | | | | | | |
| 11 | Sep 15 | Edm | H | 50 | | | | | | | | | | | | | | | | | |
| 12 | Sep 21 | Wpg | A | 53 | | | | | | | | | | | | | | | | | |
| 13 | Sep 28 | Mtl | H | 57 | | | | | | | | | | | | | | | | | |
| 14 | Oct 05 | Edm | A | 61 | | | | | | | | | | | | | | | | | |
| 15 | Oct 12 | BC | H | 65 | | | | | | | | | | | | | | | | | |
| 16 | Oct 20 | Cgy | A | 72 | | | | | | | | | | | | | | | | | |
| 17 | Oct 27 | Wpg | H | 74 | | | | | | | | | | | | | | | | | |
| 18 | Nov 01 | Tor | A | 77 | | | | | | | | | | | | | | | | | |
| 2012 TOTALS | | | | Atten | 71,709 | 182 | 198 | | 3 | 3 | | 41 | 28 | 64 | 54 | 27 | 70 | 50 | 46 | 0 | 0 |
| 6 | GP | | | Avg | 23,903 | 30.3 | 33.0 | | | | | +13 | | +10 | | -43 | | +4 | | 0 | |

| HAMILTON RECORD WHEN . . . | | | | | | | | | | | | | | | | | | | | | | | | | | | |
|----------------------------|----------------------|----|----|---|------|---------|---|---|---------|----|---|---------|---|---|---------|---|---|---------|----|---|---------|----|---|---------|----|---|--|
| Record | --- 2006 to 2012 --- | | | | | In 2012 | | | In 2011 | | | In 2010 | | | In 2009 | | | In 2008 | | | In 2007 | | | In 2006 | | | |
| | G | W | L | T | Pct | W | L | T | W | L | T | W | L | T | W | L | T | W | L | T | W | L | T | W | L | T | |
| All Games | 114 | 39 | 75 | 0 | .342 | 3 | 3 | 0 | 8 | 10 | 0 | 9 | 9 | 0 | 9 | 9 | 0 | 3 | 15 | 0 | 3 | 15 | 0 | 4 | 14 | 0 | |
| Home | 58 | 26 | 32 | 0 | .448 | 2 | 2 | 0 | 6 | 3 | 0 | 5 | 4 | 0 | 6 | 3 | 0 | 2 | 7 | 0 | 3 | 6 | 0 | 2 | 7 | 0 | |
| Away | 56 | 13 | 43 | 0 | .232 | 1 | 1 | 0 | 2 | 7 | 0 | 4 | 5 | 0 | 3 | 6 | 0 | 1 | 8 | 0 | 0 | 9 | 0 | 2 | 7 | 0 | |
| First 9 games | 60 | 23 | 37 | 0 | .383 | 3 | 3 | 0 | 5 | 4 | 0 | 5 | 4 | 0 | 5 | 4 | 0 | 2 | 7 | 0 | 1 | 8 | 0 | 2 | 7 | 0 | |
| Last 9 games | 54 | 16 | 38 | 0 | .296 | 0 | 0 | 0 | 3 | 6 | 0 | 4 | 5 | 0 | 4 | 5 | 0 | 1 | 8 | 0 | 2 | 7 | 0 | 2 | 7 | 0 | |
| By month: | | | | | | | | | | | | | | | | | | | | | | | | | | | |
| June/July | 38 | 12 | 26 | 0 | .316 | 3 | 2 | 0 | 3 | 2 | 0 | 1 | 4 | 0 | 3 | 2 | 0 | 1 | 5 | 0 | 0 | 5 | 0 | 1 | 6 | 0 | |
| August | 19 | 8 | 11 | 0 | .421 | 0 | 1 | 0 | 1 | 2 | 0 | 3 | 0 | 0 | 1 | 2 | 0 | 1 | 1 | 0 | 1 | 2 | 0 | 1 | 3 | 0 | |
| September | 26 | 9 | 17 | 0 | .346 | 0 | 0 | 0 | 2 | 2 | 0 | 2 | 2 | 0 | 2 | 2 | 0 | 0 | 4 | 0 | 1 | 4 | 0 | 2 | 3 | 0 | |
| Oct/Nov | 30 | 10 | 20 | 0 | .333 | 0 | 0 | 0 | 2 | 4 | 0 | 3 | 3 | 0 | 3 | 3 | 0 | 1 | 4 | 0 | 1 | 4 | 0 | 0 | 2 | 0 | |
| Opponents: | | | | | | | | | | | | | | | | | | | | | | | | | | | |
| vs BC | 13 | 5 | 8 | 0 | .385 | 0 | 1 | 0 | 2 | 0 | 0 | 1 | 1 | 0 | 2 | 0 | 0 | 0 | 2 | 0 | 0 | 2 | 0 | 0 | 2 | 0 | |
| vs Calgary | 13 | 4 | 9 | 0 | .308 | 0 | 1 | 0 | 1 | 1 | 0 | 0 | 2 | 0 | 1 | 1 | 0 | 0 | 2 | 0 | 1 | 1 | 0 | 1 | 1 | 0 | |
| vs Edmonton | 12 | 5 | 7 | 0 | .417 | 0 | 0 | 0 | 0 | 2 | 0 | 1 | 1 | 0 | 1 | 1 | 0 | 0 | 2 | 0 | 1 | 1 | 0 | 2 | 0 | 0 | |
| vs Montreal | 21 | 5 | 16 | 0 | .238 | 1 | 0 | 0 | 2 | 2 | 0 | 1 | 2 | 0 | 0 | 3 | 0 | 1 | 3 | 0 | 0 | 3 | 0 | 0 | 3 | 0 | |
| vs Saskatchewan | 14 | 3 | 11 | 0 | .214 | 1 | 1 | 0 | 1 | 1 | 0 | 0 | 2 | 0 | 1 | 1 | 0 | 0 | 2 | 0 | 0 | 2 | 0 | 0 | 2 | 0 | |
| vs Toronto | 21 | 10 | 11 | 0 | .476 | 1 | 0 | 0 | 2 | 1 | 0 | 3 | 0 | 0 | 2 | 2 | 0 | 2 | 1 | 0 | 0 | 3 | 0 | 0 | 4 | 0 | |
| vs Winnipeg | 20 | 7 | 13 | 0 | .350 | 0 | 0 | 0 | 0 | 3 | 0 | 3 | 1 | 0 | 2 | 1 | 0 | 0 | 3 | 0 | 1 | 3 | 0 | 1 | 2 | 0 | |
| Leads: | | | | | | | | | | | | | | | | | | | | | | | | | | | |
| Lead after Q1 | 42 | 21 | 21 | 0 | .500 | 2 | 0 | 0 | 6 | 2 | 0 | 6 | 5 | 0 | 3 | 4 | 0 | 2 | 2 | 0 | 1 | 2 | 0 | 1 | 6 | 0 | |
| Trail after Q1 | 60 | 13 | 47 | 0 | .217 | 1 | 1 | 0 | 1 | 7 | 0 | 1 | 4 | 0 | 5 | 5 | 0 | 1 | 10 | 0 | 2 | 12 | 0 | 2 | 8 | 0 | |
| Tied after Q1 | 12 | 5 | 7 | 0 | .417 | 0 | 2 | 0 | 1 | 1 | 0 | 2 | 0 | 0 | 1 | 0 | 0 | 0 | 3 | 0 | 0 | 1 | 0 | 1 | 0 | 0 | |
| Lead after 1st H | 42 | 27 | 15 | 0 | .643 | 2 | 1 | 0 | 8 | 2 | 0 | 7 | 3 | 0 | 4 | 3 | 0 | 2 | 1 | 0 | 1 | 0 | 0 | 3 | 5 | 0 | |
| Trail after 1st H | 66 | 7 | 59 | 0 | .106 | 1 | 2 | 0 | 0 | 7 | 0 | 1 | 6 | 0 | 3 | 6 | 0 | 0 | 14 | 0 | 2 | 15 | 0 | 0 | 9 | 0 | |
| Tied after 1st H | 14 | 9 | 5 | 0 | .643 | 0 | 0 | 0 | 4 | 4 | 0 | 1 | 1 | 0 | 2 | 0 | 0 | 1 | 0 | 0 | 0 | 0 | 0 | 1 | 0 | 0 | |
| Lead after Q3 | 42 | 31 | 11 | 0 | .738 | 2 | 1 | 0 | 8 | 2 | 0 | 6 | 1 | 0 | 7 | 2 | 0 | 3 | 1 | 0 | 2 | 2 | 0 | 3 | 2 | 0 | |
| Trail after Q3 | 68 | 6 | 62 | 0 | .088 | 1 | 2 | 0 | 0 | 8 | 0 | 3 | 7 | 0 | 1 | 7 | 0 | 0 | 13 | 0 | 1 | 13 | 0 | 0 | 12 | 0 | |
| Tied after Q3 | 4 | 2 | 2 | 0 | .500 | 0 | 0 | 0 | 0 | 0 | 0 | 0 | 1 | 0 | 1 | 0 | 0 | 0 | 1 | 0 | 0 | 0 | 0 | 1 | 0 | 0 | |
| Score/Margin: | | | | | | | | | | | | | | | | | | | | | | | | | | | |
| Score 0-19 pts | 43 | 1 | 42 | 0 | .023 | 0 | 1 | 0 | 0 | 6 | 0 | 1 | 2 | 0 | 0 | 4 | 0 | 0 | 7 | 0 | 0 | 12 | 0 | 0 | 10 | 0 | |
| Score 20-29 pts | 39 | 15 | 24 | 0 | .385 | 0 | 1 | 0 | 1 | 4 | 0 | 3 | 6 | 0 | 5 | 3 | 0 | 0 | 4 | 0 | 2 | 3 | 0 | 4 | 3 | 0 | |
| Score 30+ pts | 32 | 23 | 9 | 0 | .719 | 3 | 1 | 0 | 7 | 0 | 0 | 5 | 1 | 0 | 4 | 2 | 0 | 3 | 4 | 0 | 1 | 0 | 0 | 0 | 1 | 0 | |
| Allow 0-19 pts | 26 | 21 | 5 | 0 | .808 | 0 | 0 | 0 | 3 | 1 | 0 | 6 | 0 | 0 | 7 | 1 | 0 | 1 | 1 | 0 | 1 | 1 | 0 | 3 | 1 | 0 | |
| Allow 20-29 pts | 36 | 12 | 24 | 0 | .333 | 2 | 0 | 0 | 2 | 3 | 0 | 2 | 3 | 0 | 2 | 2 | 0 | 1 | 2 | 0 | 2 | 6 | 0 | 1 | 8 | 0 | |
| Allow 30+ pts | 51 | 6 | 45 | 0 | .118 | 1 | 3 | 0 | 3 | 6 | 0 | 1 | 6 | 0 | 0 | 5 | 0 | 1 | 12 | 0 | 0 | 8 | 0 | 0 | 5 | 0 | |
| 0-4 pts | 26 | 8 | 18 | 0 | .308 | 1 | 1 | 0 | 0 | 2 | 0 | 2 | 3 | 0 | 1 | 4 | 0 | 0 | 3 | 0 | 2 | 2 | 0 | 2 | 3 | 0 | |
| 5-10 pts | 26 | 10 | 16 | 0 | .385 | 1 | 0 | 0 | 3 | 1 | 0 | 1 | 1 | 0 | 3 | 2 | 0 | 1 | 4 | 0 | 0 | 4 | 0 | 1 | 4 | 0 | |
| 11-19 pts | 31 | 11 | 20 | 0 | .355 | 1 | 1 | 0 | 2 | 6 | 0 | 2 | 1 | 0 | 4 | 2 | 0 | 1 | 3 | 0 | 0 | 5 | 0 | 1 | 2 | 0 | |
| 20+ pts | 31 | 10 | 21 | 0 | .323 | 0 | 1 | 0 | 3 | 1 | 0 | 4 | 4 | 0 | 1 | 1 | 0 | 1 | 5 | 0 | 1 | 4 | 0 | 0 | 5 | 0 | |
| T/O & Start QB: | | | | | | | | | | | | | | | | | | | | | | | | | | | |
| Less T/Os | 42 | 32 | 10 | 0 | .762 | 2 | 0 | 0 | 6 | 2 | 0 | 9 | 1 | 0 | 6 | 0 | 0 | 3 | 3 | 0 | 3 | 2 | 0 | 3 | 2 | 0 | |
| More T/Os | 57 | 3 | 54 | 0 | .053 | 1 | 2 | 0 | 0 | 8 | 0 | 0 | 8 | 0 | 2 | 7 | 0 | 0 | 9 | 0 | 0 | 11 | 0 | 0 | 9 | 0 | |
| T/Os even | 15 | 4 | 11 | 0 | .267 | 0 | 1 | 0 | 2 | 0 | 0 | 0 | 0 | 0 | 1 | 2 | 0 | 0 | 3 | 0 | 0 | 2 | 0 | 1 | 3 | 0 | |
| H.Burris | 6 | 3 | 3 | 0 | .500 | 3 | 3 | 0 | | | | | | | | | | | | | | | | | | | |
| Q.Porter | 17 | 6 | 11 | 0 | .353 | 0 | 0 | 0 | 0 | 1 | 0 | 0 | 0 | 0 | 5 | 6 | 0 | 1 | 4 | 0 | | | | | | | |
| K.Glenn | 42 | 21 | 21 | 0 | .500 | | | | 8 | 9 | 0 | 9 | 9 | 0 | 4 | 3 | 0 | | | | | | | | | | |
| Other QBs | 49 | 9 | 40 | 0 | .184 | 0 | 0 | 0 | 0 | 0 | 0 | 0 | 0 | 0 | 0 | 0 | 0 | 2 | 11 | 0 | 3 | 15 | 0 | 4 | 14 | 0 | |



| 2012 BY QUARTER | | | | - Total - | | - 1st Q - | | - 2nd Q - | | - 3rd Q - | | - 4th Q - | | -- O/T -- | |
|---------------------|--------|-----|-----|------------|------------|-----------|-----------|-----------|-----------|-----------|-----------|-----------|-----------|-----------|----------|
| # | Date | Opp | H/A | Ham | Opp | Ham | Opp | Ham | Opp | Ham | Opp | Ham | Opp | Ham | Opp |
| 1 | Jun 29 | Ssk | H | 16 | 43 | 3 | 7 | 10 | 9 | 3 | 17 | 0 | 10 | | |
| 2 | Jul 06 | BC | A | 36 | 39 | 7 | 7 | 7 | 16 | 7 | 10 | 15 | 6 | | |
| 3 | Jul 14 | Tor | H | 36 | 27 | 14 | 0 | 15 | 13 | 0 | 4 | 7 | 10 | | |
| 4 | Jul 21 | Mtl | H | 39 | 24 | 14 | 7 | 18 | 3 | 0 | 14 | 7 | 0 | | |
| 5 | Jul 28 | Ssk | A | 35 | 34 | 3 | 7 | 4 | 6 | 7 | 19 | 21 | 2 | | |
| 6 | Aug 09 | Cgy | H | 20 | 31 | 0 | 0 | 10 | 7 | 10 | 10 | 0 | 14 | | |
| 7 | Aug 16 | Wpg | A | 0 | 0 | | | | | | | | | | |
| 8 | Aug 23 | Mtl | A | 0 | 0 | | | | | | | | | | |
| 9 | Sep 03 | Tor | H | 0 | 0 | | | | | | | | | | |
| 10 | Sep 08 | Tor | A | 0 | 0 | | | | | | | | | | |
| 11 | Sep 15 | Edm | H | 0 | 0 | | | | | | | | | | |
| 12 | Sep 21 | Wpg | A | 0 | 0 | | | | | | | | | | |
| 13 | Sep 28 | Mtl | H | 0 | 0 | | | | | | | | | | |
| 14 | Oct 05 | Edm | A | 0 | 0 | | | | | | | | | | |
| 15 | Oct 12 | BC | H | 0 | 0 | | | | | | | | | | |
| 16 | Oct 20 | Cgy | A | 0 | 0 | | | | | | | | | | |
| 17 | Oct 27 | Wpg | H | 0 | 0 | | | | | | | | | | |
| 18 | Nov 01 | Tor | A | 0 | 0 | | | | | | | | | | |
| 2012 Total | | | | 182 | 198 | 41 | 28 | 64 | 54 | 27 | 74 | 50 | 42 | 0 | 0 |
| Differential | | | | -16 | | +13 | | +10 | | -47 | | +8 | | 0 | |

| SEASON RECORD | | | | RECORD AFTER ... | | | |
|--|-----------------|----|---|---------------------|-----|-------|--------|
| Year | W | L | T | 6G | 9G | 12G | 15G |
| 2012 | 3 | 3 | 0 | 3-3 | | | |
| 2011 | 8 | 10 | 0 | 3-3 | 5-4 | 6-6 | 7-8 |
| 2010 | 9 | 9 | 0 | 2-4 | 5-4 | 6-6 | 8-7 |
| 2009 | 9 | 9 | 0 | 4-2 | 5-4 | 6-6 | 6-9 |
| 2008 | 3 | 15 | 0 | 2-4 | 2-7 | 2-10 | 3-12 |
| 2007 | 3 | 15 | 0 | 1-5 | 1-8 | 2-10 | 2-13 |
| 2006 | 4 | 14 | 0 | 1-5 | 2-7 | 2-10 | 4-11 |
| 2005 | 5 | 13 | 0 | 0-6 | 1-8 | 2-10 | 3-12 |
| 2004 | 9 | 8 | 1 | 3-3 | 4-5 | 5-6-1 | 7-7-1 |
| 2003 | 1 | 17 | 0 | 0-6 | 0-9 | 0-12 | 1-14 |
| 2002 | 7 | 11 | 0 | 3-3 | 4-5 | 6-6 | 6-9 |
| 2001 | 11 | 7 | 0 | 3-3 | 5-4 | 7-5 | 9-6 |
| 2000 | 9 | 9 | 0 | 4-2 | 6-3 | 8-4 | 8-7 |
| 1999 | 11 | 7 | 0 | 3-3 | 5-4 | 7-5 | 9-6 |
| 1998 | 12 | 5 | 1 | 5-1 | 7-2 | 9-2-1 | 10-4-1 |
| 1997 | 2 | 16 | 0 | 1-5 | 1-8 | 1-11 | 2-13 |
| 1996 | 8 | 10 | 0 | 4-2 | 4-5 | 5-7 | 7-8 |
| Longest Winning Streaks Since 1996: | | | | | | | |
| All: | 6 (In 1998) | | | | | | |
| Hm: | 11 (In 2001-02) | | | Aw: 3 (Three times) | | | |

CLUB HISTORY - LAST SEASON

| 2011 Results | | | FINAL SCORE | | | Record | | - 1st Q - | | - 2nd Q - | | - 3rd Q - | | - 4th Q - | | |
|--------------------|--------|--------|-------------|------------|----------|-----------|------------|------------|------------|------------|-----------|-----------|------------|------------|-----|-----|
| # | Date | Lg Opp | H/A | HAM | Opp | Res | W | L | HAM | Opp | HAM | Opp | HAM | Opp | HAM | Opp |
| 1 | Jul 01 | 10 Wpg | H | 16 | 24 | L | 0 | 1 | 10 | 7 | 16 | 9 | 16 | 13 | 16 | 24 |
| 2 | Jul 09 | 16 Edm | A | 10 | 28 | L | 0 | 2 | 0 | 3 | 3 | 14 | 3 | 21 | 10 | 28 |
| 3 | Jul 16 | 19 Ssk | H | 33 | 3 | W | 1 | 2 | 9 | 0 | 23 | 0 | 30 | 3 | 33 | 3 |
| 4 | Jul 22 | 21 BC | A | 39 | 31 | W | 2 | 2 | 14 | 7 | 24 | 21 | 31 | 21 | 39 | 31 |
| 5 | Jul 29 | 26 Mtl | H | 34 | 26 | W | 3 | 2 | 7 | 3 | 17 | 13 | 20 | 16 | 34 | 26 |
| 6 | Aug 06 | 32 Cgy | A | 20 | 32 | L | 3 | 3 | 10 | 10 | 20 | 13 | 20 | 24 | 20 | 32 |
| 7 | Aug 13 | 35 Tor | H | 37 | 32 | W | 4 | 3 | 10 | 7 | 20 | 18 | 27 | 25 | 37 | 32 |
| 8 | Aug 26 | 39 Wpg | A | 27 | 30 | L | 4 | 4 | 3 | 10 | 17 | 17 | 24 | 20 | 27 | 30 |
| 9 | Sep 05 | 43 Mtl | H | 44 | 21 | W | 5 | 4 | 14 | 10 | 27 | 13 | 41 | 14 | 44 | 21 |
| 10 | Sep 11 | 47 Mtl | A | 13 | 43 | L | 5 | 5 | 0 | 8 | 10 | 29 | 10 | 33 | 13 | 43 |
| 11 | Sep 16 | 49 Edm | H | 23 | 38 | L | 5 | 6 | 3 | 10 | 6 | 25 | 16 | 28 | 23 | 38 |
| 12 | Sep 25 | 56 Cgy | H | 55 | 36 | W | 6 | 6 | 7 | 7 | 24 | 14 | 41 | 21 | 55 | 36 |
| 13 | Oct 01 | 60 Tor | A | 27 | 12 | W | 7 | 6 | 7 | 3 | 17 | 6 | 20 | 9 | 27 | 12 |
| 14 | Oct 07 | 61 Wpg | H | 17 | 33 | L | 7 | 7 | 0 | 10 | 3 | 12 | 3 | 26 | 17 | 33 |
| 15 | Oct 16 | 67 Mtl | A | 25 | 27 | L | 7 | 8 | 6 | 3 | 9 | 14 | 9 | 21 | 25 | 27 |
| 16 | Oct 22 | 72 BC | H | 42 | 10 | W | 8 | 8 | 6 | 7 | 16 | 10 | 29 | 10 | 42 | 10 |
| 17 | Oct 29 | 74 Ssk | A | 3 | 19 | L | 8 | 9 | 0 | 7 | 0 | 17 | 3 | 17 | 3 | 19 |
| 18 | Nov 03 | 77 Tor | A | 16 | 33 | L | 8 | 10 | 3 | 7 | 6 | 10 | 9 | 16 | 16 | 33 |
| 2011 TOTALS | | | 481 | 478 | 8 | 10 | 109 | 119 | 149 | 136 | 94 | 83 | 129 | 140 | | |

CLUB HISTORY - ALL-TIME

| UPDATED ALL-TIME | | | |
|---|-----------------|----|-----|
| CLUB RECORD: 1950 TO 2012 | | | |
| GP: | 994 | W: | 475 |
| | | L: | 502 |
| | | T: | 17 |
| Club founded (by merger) | 1950 (IRFU) | | |
| No of years (since 1950) | 63rd | | |
| Years playoffs / streak | 49 / 3 years | | |
| 2011 Post-Season | Lost East Final | | |
| First place finishes (most recent) | 18 (1998) | | |
| GREY CUP: | | | |
| Wins ('53, '57, '63, '65, '67, '72, '86, '99) | 8 | | |
| Last Grey Cup / Last win | 1999 / 1999 | | |



| TEAM STATISTICS | --- Hamilton --- | | | --- Opponents --- | | |
|--------------------------|------------------|----------|----------|-------------------|----------|----------|
| | 2012 Total | 2012 Avg | 2011 Avg | 2012 Total | 2012 Avg | 2011 Avg |
| Scoring: | | | | | | |
| Total Points | 182 | 30.3 | 26.7 | 198 | 33.0 | 26.6 |
| Points by offence | 164 | 27.3 | 25.6 | 188 | 31.3 | 24.4 |
| Touchdowns | 22 | | | 21 | | |
| Field Goals | 8 | | | 14 | | |
| Converts 1 pt | 21 | | | 21 | | |
| Converts 2 pt | 1 | | | 0 | | |
| Singles | 3 | | | 5 | | |
| Safety touches | 0 | | | 2 | | |
| Offence Analysis: | | | | | | |
| Total First Downs | 125 | 20.8 | 20.6 | 136 | 22.7 | 21.9 |
| Net Offence | 2319 | 386.5 | 339.6 | 2506 | 282.5 | 375.4 |
| Yards Rushing | 591 | 98.5 | 90.0 | 871 | 145.2 | 117.8 |
| Yards Passing | 1807 | 301.2 | 263.1 | 1695 | 417.7 | 276.4 |
| Team Losses | 79 | | | 60 | | |
| TOP average | | 28:46 | 29:12 | | 31:14 | 30:48 |
| 2nd down conv % | | 43.7 | 46.4 | | 44.4 | 47.9 |
| Red zone TD% | | 68.8 | 76.1 | | 60.9 | 53.6 |
| Avg starting F Pos (yl) | | | 35 | | | 39 |
| Rushes / avg gain | 99 | 6.0 | 4.7 | 125 | 7.0 | 5.8 |
| Rushes - 10+ yds | 13 | | | 33 | | |
| Touchdowns rushing | 3 | | | 8 | | |
| Pass attempts | 216 | | | 209 | | |
| Completions / pct | 143 | 66.2 | 62.1 | 128 | 61.2 | 58.3 |
| Passing Efficiency | | 109.1 | 84.6 | | 100.1 | 90.6 |
| Touchdown passes | 16 | | | 12 | | |
| Yards after catch | 798 | | | 884 | | |
| Passes - 30+ yds | 5 | | | 9 | | |
| Sacks allowed | 9 | 1.5 | 1.9 | 6 | 1.0 | 2.1 |
| No of penalties | 62 | | | 48 | | |
| Penalty yards | 455 | 75.8 | 80.4 | 325 | 54.2 | 88.3 |
| Turnovers: | | | | | | |
| Total T/Os - Ratio | 11 | -1 | -2 | 10 | | |
| Points off Opp't T/Os | 22 | | | 23 | | |
| Interceptions thrown | 4 | | | 3 | | |
| Fumbles | 7 | | | 4 | | |
| Fumbles lost | 3 | | | 4 | | |
| Turnovers on downs | 4 | | | 3 | | |

HAMILTON LEADERS

Through Game: 6

TEAM & INDIVIDUAL STATISTICS

| SCORING | TD | Rec | Rush | KR | Def | C-2 | FG | C-1 | Sgl | Pts |
|----------------------|-----------|-----------|----------|----------|----------|----------|-----------|-----------|----------|------------|
| 7 Congi, Luca | 0 | 0 | 0 | 0 | 0 | 0 | 8 | 21 | 1 | 46 |
| 29 Walker, Chevon | 7 | 4 | 3 | 0 | 0 | 0 | 0 | 0 | 0 | 42 |
| 80 Williams, Chris | 6 | 3 | 0 | 3 | 0 | 0 | 0 | 0 | 0 | 36 |
| 83 Fantuz, Andy | 2 | 2 | 0 | 0 | 0 | 1 | 0 | 0 | 0 | 14 |
| 24 Stephenson, Daryl | 2 | 2 | 0 | 0 | 0 | 0 | 0 | 0 | 0 | 12 |
| 84 Grant, Bakari | 2 | 2 | 0 | 0 | 0 | 0 | 0 | 0 | 0 | 12 |
| 89 Jones, Onrea | 2 | 2 | 0 | 0 | 0 | 0 | 0 | 0 | 0 | 12 |
| 88 Stala, Dave | 1 | 1 | 0 | 0 | 0 | 0 | 0 | 0 | 0 | 6 |
| 44 Bartel, Josh | 0 | 0 | 0 | 0 | 0 | 0 | 0 | 0 | 2 | 2 |
| TEAM TOTAL | 22 | 16 | 3 | 3 | 0 | 1 | 8 | 21 | 3 | 182 |
| OPPONENTS | 21 | 12 | 8 | 1 | 0 | 0 | 14 | 21 | 5 | 194 |

PASSING LEADERS

| | 300+ | Max | Eff | A | C | Pct | Yds | Int | TD |
|--------------------|------|-----|-------|-----|-----|------|------|-----|----|
| 1 Burris, Henry | 3 | 360 | 109.6 | 215 | 143 | 66.5 | 1807 | 4 | 16 |
| 12 Porter, Quinton | 0 | 0 | 2.1 | 1 | 0 | 0.0 | 0 | 0 | 0 |

RUSHING LEADERS

| | Car | Yds | Avg | TD | 10+ | 20+ | 1D | 100+ |
|----------------------|-----|-----|-----|----|-----|-----|----|------|
| 29 Walker, Chevon | 75 | 435 | 5.8 | 3 | 7 | 3 | 15 | 1 |
| 11 Giguere, Samuel | 3 | 12 | 4.0 | 0 | 0 | 0 | 0 | 0 |
| Quarterbacks: | | | | | | | | |
| 1 Burris, Henry | 17 | 140 | 8.2 | 0 | 5 | 1 | 6 | 0 |

RECEIVING LEADERS

| | Rec | Yds | Avg | TD | YAC | 2D | 30+ | 100+ |
|--------------------|-----|-----|------|----|-----|----|-----|------|
| 80 Williams, Chris | 32 | 424 | 13.3 | 3 | 235 | 7 | 2 | 3 |
| 83 Fantuz, Andy | 29 | 414 | 14.3 | 2 | 97 | 8 | 0 | 1 |
| 29 Walker, Chevon | 23 | 268 | 11.7 | 4 | 222 | 5 | 1 | 1 |
| 11 Giguere, Samuel | 12 | 188 | 15.7 | 0 | 84 | 4 | 2 | 0 |
| 89 Jones, Onrea | 15 | 156 | 10.4 | 2 | 61 | 4 | 0 | 0 |
| 88 Stala, Dave | 12 | 150 | 12.5 | 1 | 35 | 4 | 0 | 0 |
| 84 Grant, Bakari | 13 | 131 | 10.1 | 2 | 40 | 4 | 0 | 0 |

44 Bartel, Josh

KICKING

| | FGA | Md | Pct | Lg | S | Punts | Yds | Avg | LG | Sgl |
|---------------|-----|----|-----|----|---|-------|------|------|----|-----|
| 7 Congi, Luca | 9 | 8 | 89 | 43 | 1 | 49 | 2137 | 43.6 | 57 | 2 |

PENALTIES

| Penalty Category | 6/29 | 7/6 | 7/14 | 7/21 | 7/28 | 8/9 | 8/16 | 8/23 | 9/3 | 9/8 | 9/15 | 9/21 | 9/28 | 10/5 | 10/12 | 10/20 | 10/27 | 11/1 | Hamilton Totals | | |
|--|------|-----|------|------|------|-----|------|------|-----|-----|------|------|------|------|-------|-------|-------|------|-----------------|------|------|
| | 1 | 2 | 3 | 4 | 5 | 6 | 7 | 8 | 9 | 10 | 11 | 12 | 13 | 14 | 15 | 16 | 17 | 18 | 2012 | 2011 | 2010 |
| Procedure & Other: | | | | | | | | | | | | | | | | | | | (25) | (49) | (59) |
| Offside / Procedure | 4 | 2 | 2 | 7 | 2 | 6 | | | | | | | | | | | | | 23 | 43 | 52 |
| Time count / Delay of game | | | | | 1 | | | | | | | | | | | | | | 1 | 5 | 4 |
| Too many men / Illegal participation | | | | | | 1 | | | | | | | | | | | | | 1 | 1 | 3 |
| Holding or Illegal blocks: | | | | | | | | | | | | | | | | | | | (8) | (31) | (33) |
| - Offence (accepted) | 2 | | | | | 1 | | | | | | | | | | | | | 5 | 15 | 18 |
| - Offence (declined) | | | | | | | | | | | | | | | | | | | 0 | | |
| - Defence / Sp Team Cover | | | | | | | | | | | | | | | | | | | 0 | 0 | 2 |
| - Special team returns | 1 | 1 | | | 1 | | | | | | | | | | | | | | 3 | 16 | 13 |
| Roughing & Major fouls: | | | | | | | | | | | | | | | | | | | (9) | (26) | (29) |
| Unnecessary roughness | 1 | 1 | 1 | | 1 | 1 | | | | | | | | | | | | | 5 | 18 | 16 |
| Rough play disqualified | | | | | | | | | | | | | | | | | | | 0 | 1 | 0 |
| Chop-cut block / Piling on | | | | | | | | | | | | | | | | | | | 0 | 1 | 1 |
| Roughing the passer | | | | | | 1 | | | | | | | | | | | | | 1 | 2 | 6 |
| Face mask | | 1 | | 1 | 1 | | | | | | | | | | | | | | 3 | 3 | 5 |
| Roughing-Contacting kicker | | | | | | | | | | | | | | | | | | | 0 | 1 | 1 |
| Pass coverage: | | | | | | | | | | | | | | | | | | | (7) | (29) | (23) |
| Defensive pass interference | | 1 | 3 | | | 2 | | | | | | | | | | | | | 6 | 21 | 14 |
| Illegal contact on a receiver | | | | 1 | | | | | | | | | | | | | | | 1 | 8 | 9 |
| Kick coverage & other: | | | | | | | | | | | | | | | | | | | (13) | (28) | (25) |
| No yards | 1 | 1 | 4 | 2 | 2 | 1 | | | | | | | | | | | | | 11 | 18 | 10 |
| Illegal punt or kickoff | | | | | | | | | | | | | | | | | | | 0 | 4 | 10 |
| Int'l grdg / Illeg fwd pass / Inel rec | | | | 1 | | | | | | | | | | | | | | | 1 | 0 | 0 |
| Objectionable conduct | | | 1 | | | | | | | | | | | | | | | | 1 | 6 | 5 |
| No of penalties | 9 | 7 | 11 | 12 | 10 | 13 | 0 | 0 | 0 | 0 | 0 | 0 | 0 | 0 | 0 | 0 | 0 | 0 | 62 | 163 | 169 |
| Penalty yards | 72 | 52 | 91 | 74 | 75 | 91 | 0 | 0 | 0 | 0 | 0 | 0 | 0 | 0 | 0 | 0 | 0 | 0 | 455 | 1148 | 1378 |
| Oppt 1st downs by penalty | 3 | 2 | 3 | 1 | 0 | 3 | 0 | 0 | 0 | 0 | 0 | 0 | 0 | 0 | 0 | 0 | 0 | 0 | 12 | 34 | 28 |
| Breakdown by type: | | | | | | | | | | | | | | | | | | | | | |
| - Offence | 4 | 2 | 1 | 4 | 4 | 6 | | | | | | | | | | | | | 21 | 59 | 65 |
| - Defence | 3 | 2 | 4 | 4 | 2 | 5 | | | | | | | | | | | | | 20 | 52 | 59 |
| - Special Teams: Coverage | 1 | 2 | 5 | 4 | 3 | 1 | | | | | | | | | | | | | 16 | 32 | 28 |
| - Special Teams: Return tm | 1 | 1 | 1 | 0 | 1 | 1 | | | | | | | | | | | | | 5 | 20 | 17 |



GAME-BY-GAME TEAM STATISTICS

| HAM Gm/Date | Opp | SCORING | | ---- First Downs ---- | | | | Rush Yds | Pass Yds | Tm Loss | Net Off | ----- PASSING ----- | | | | | -- No of -- | | Fumbles | | | HAM T/O | Opp Pts |
|-------------------|------------|---------|-----|-----------------------|----|----|-----|-------------|-------------|------------|------------|---------------------|-----|------|-----|----|-------------|----|---------|------|-----|------------|------------|
| | | PF | PA | Tot | Rs | Ps | Pen | | | | | Att | Com | Pct | Int | TD | Car | TL | Fum | Lost | TOD | | |
| 9 Jun 29 | Ssk H | 16 | 43 | 20 | 3 | 16 | 1 | 148 | 284 | -27 | 405 | 39 | 28 | 71.8 | 1 | 0 | 10 | 4 | 1 | 0 | 2 | 3 | 7 |
| 14 Jul 06 | BC A | 36 | 39 | 19 | 4 | 15 | 0 | 66 | 359 | -25 | 400 | 40 | 26 | 65.0 | 1 | 4 | 15 | 6 | 3 | 1 | 1 | 3 | 10 |
| 20 Jul 14 | Tor H | 36 | 27 | 14 | 5 | 8 | 1 | 112 | 181 | -5 | 288 | 27 | 12 | 44.4 | 1 | 3 | 23 | 1 | 2 | 1 | 1 | 3 | 3 |
| 24 Jul 21 | Mtl H | 39 | 24 | 29 | 5 | 21 | 3 | 98 | 360 | -13 | 445 | 30 | 27 | 90.0 | 0 | 4 | 23 | 1 | 0 | 0 | 0 | 0 | 0 |
| 27 Jul 28 | Ssk A | 35 | 34 | 23 | 4 | 19 | 0 | 83 | 356 | -9 | 430 | 40 | 29 | 72.5 | 0 | 4 | 15 | 4 | 0 | 0 | 0 | 0 | 0 |
| 31 Aug 09 | Cgy H | 20 | 31 | 20 | 3 | 13 | 4 | 84 | 267 | 0 | 351 | 40 | 21 | 52.5 | 1 | 1 | 13 | 0 | 1 | 1 | 0 | 2 | 3 |
| 33 Aug 16 | Wpg A | | | 0 | | | | | | | 0 | | | | | | | | | | | | 0 |
| 37 Aug 23 | Mtl A | | | 0 | | | | | | | 0 | | | | | | | | | | | | 0 |
| 43 Sep 03 | Tor H | | | 0 | | | | | | | 0 | | | | | | | | | | | | 0 |
| 46 Sep 08 | Tor A | | | 0 | | | | | | | 0 | | | | | | | | | | | | 0 |
| 50 Sep 15 | Edm H | | | 0 | | | | | | | 0 | | | | | | | | | | | | 0 |
| 53 Sep 21 | Wpg A | | | 0 | | | | | | | 0 | | | | | | | | | | | | 0 |
| 57 Sep 28 | Mtl H | | | 0 | | | | | | | 0 | | | | | | | | | | | | 0 |
| 61 Oct 05 | Edm A | | | 0 | | | | | | | 0 | | | | | | | | | | | | 0 |
| 65 Oct 12 | BC H | | | 0 | | | | | | | 0 | | | | | | | | | | | | 0 |
| 72 Oct 20 | Cgy A | | | 0 | | | | | | | 0 | | | | | | | | | | | | 0 |
| 74 Oct 27 | Wpg H | | | 0 | | | | | | | 0 | | | | | | | | | | | | 0 |
| 77 Nov 01 | Tor A | | | 0 | | | | | | | 0 | | | | | | | | | | | | 0 |
| 2012 TEAM: | HAM | 182 | 198 | 125 | 24 | 92 | 9 | 591 | 1,807 | -79 | 2,319 | 216 | 143 | 66.2 | 4 | 16 | 99 | 16 | 7 | 3 | 4 | 11 | 23 |

| HAM Gm/Date | Opp | QS All | PENALTIES | | HAM TOP | - 2ND D CONV - | | | 1-3 yds | | 4-6 yds | | 7+ yds | | 20+ | 30+ | 30+ | 40+ | 30+ | ----- RED ZONE ----- | | | | |
|-------------------|------------|-----------|-----------|-----|------------|----------------|----|------|---------|----|---------|----|--------|----|-----|------|-----|-----|-----|----------------------|----|-----|-----|-----|
| | | | No | Yds | | Att | Md | Pct | Att | Md | Att | Md | Att | Md | Rsh | Pass | PR | KOR | FGM | Tot | TD | Oth | TD% | |
| 9 Jun 29 | Ssk H | 3 | 9 | 72 | 27:55 | 16 | 5 | 31.3 | 5 | 3 | 3 | 1 | 8 | 1 | 2 | 0 | 0 | 0 | 0 | 0 | 1 | 0 | 1 | 0 |
| 14 Jul 06 | BC A | 4 | 7 | 52 | 28:01 | 25 | 13 | 52.0 | 7 | 5 | 5 | 3 | 13 | 5 | 0 | 1 | 1 | 0 | 0 | 0 | 3 | 3 | 0 | 100 |
| 20 Jul 14 | Tor H | 0 | 11 | 91 | 26:10 | 21 | 7 | 33.3 | 6 | 3 | 4 | 2 | 11 | 2 | 1 | 1 | 1 | 0 | 1 | 1 | 1 | 1 | 0 | 100 |
| 24 Jul 21 | Mtl H | 1 | 12 | 74 | 31:09 | 21 | 13 | 61.9 | 6 | 4 | 6 | 4 | 9 | 5 | 0 | 1 | 0 | 0 | 1 | 6 | 4 | 2 | 67 | |
| 27 Jul 28 | Ssk A | 1 | 10 | 75 | 32:53 | 20 | 8 | 40.0 | 4 | 3 | 2 | 1 | 14 | 4 | 0 | 1 | 0 | 0 | 0 | 4 | 3 | 1 | 75 | |
| 31 Aug 09 | Cgy H | 0 | 13 | 91 | 26:27 | 23 | 9 | 39.1 | 3 | 1 | 2 | 2 | 18 | 6 | 1 | 1 | 0 | 0 | 0 | 1 | 0 | 1 | 0 | |
| 33 Aug 16 | Wpg A | | | | | 0 | 0 | | | | | | | | | | | | | | | | 0 | |
| 37 Aug 23 | Mtl A | | | | | 0 | 0 | | | | | | | | | | | | | | | | 0 | |
| 43 Sep 03 | Tor H | | | | | 0 | 0 | | | | | | | | | | | | | | | | 0 | |
| 46 Sep 08 | Tor A | | | | | 0 | 0 | | | | | | | | | | | | | | | | 0 | |
| 50 Sep 15 | Edm H | | | | | 0 | 0 | | | | | | | | | | | | | | | | 0 | |
| 53 Sep 21 | Wpg A | | | | | 0 | 0 | | | | | | | | | | | | | | | | 0 | |
| 57 Sep 28 | Mtl H | | | | | 0 | 0 | | | | | | | | | | | | | | | | 0 | |
| 61 Oct 05 | Edm A | | | | | 0 | 0 | | | | | | | | | | | | | | | | 0 | |
| 65 Oct 12 | BC H | | | | | 0 | 0 | | | | | | | | | | | | | | | | 0 | |
| 72 Oct 20 | Cgy A | | | | | 0 | 0 | | | | | | | | | | | | | | | | 0 | |
| 74 Oct 27 | Wpg H | | | | | 0 | 0 | | | | | | | | | | | | | | | | 0 | |
| 77 Nov 01 | Tor A | | | | | 0 | 0 | | | | | | | | | | | | | | | | 0 | |
| 2012 TEAM: | HAM | 9 | 62 | 455 | 28:46 | 126 | 55 | 43.7 | 31 | 19 | 22 | 13 | 73 | 23 | 4 | 5 | 2 | 0 | 2 | 16 | 11 | 5 | 69 | |

| HAM Game/Date | Opp | POSSESSION RESULTS | | | | | | | | First Possession Results | | | | | Receiving | | Rushing | | | Opp Def | | | |
|-------------------|------------|--------------------|----|----|-------|-----|------|-----|-----|--------------------------|-------------|----------------|----|-----|-----------|----|---------|-----|----|------------|-----|----|-----|
| | | Tot | TD | FG | FG Ms | T/O | Punt | Saf | Oth | Out | Sp T T/O | Start F Pos | TD | FGA | Punt | TO | Pts | YAC | 2D | | 10+ | 1D | TD |
| 9 Jun 29 | Ssk H | 13 | 1 | 3 | 0 | 3 | 5 | 1 | 0 | 3 | 0 | 31 | 0 | 0 | 1 | 0 | 0 | 115 | 4 | 4 | 3 | 1 | 53 |
| 14 Jul 06 | BC A | 17 | 4 | 0 | 0 | 3 | 8 | 1 | 1 | 11 | 0 | 29 | 0 | 0 | 1 | 0 | 0 | 182 | 9 | 1 | 4 | 0 | 61 |
| 20 Jul 14 | Tor H | 17 | 3 | 0 | 0 | 3 | 11 | 0 | 0 | 10 | 0 | 38 | 0 | 0 | 1 | 0 | 0 | 84 | 5 | 2 | 5 | 0 | 51 |
| 24 Jul 21 | Mtl H | 14 | 5 | 1 | 1 | 0 | 7 | 0 | 0 | 0 | 0 | 44 | 1 | 0 | 0 | 0 | 7 | 154 | 9 | 3 | 5 | 1 | 54 |
| 27 Jul 28 | Ssk A | 15 | 4 | 2 | 0 | 0 | 8 | 0 | 1 | 6 | 0 | 38 | 0 | 1 | 0 | 0 | 3 | 162 | 8 | 2 | 4 | 0 | 59 |
| 31 Aug 09 | Cgy H | 16 | 2 | 2 | 0 | 1 | 10 | 0 | 1 | 7 | 1 | 30 | 0 | 0 | 1 | 0 | 0 | 101 | 5 | 1 | 3 | 1 | 53 |
| 33 Aug 16 | Wpg A | 0 | | | | | | | | | | | | | | | | | | | | | 0 |
| 37 Aug 23 | Mtl A | 0 | | | | | | | | | | | | | | | | | | | | | 0 |
| 43 Sep 03 | Tor H | 0 | | | | | | | | | | | | | | | | | | | | | 0 |
| 46 Sep 08 | Tor A | 0 | | | | | | | | | | | | | | | | | | | | | 0 |
| 50 Sep 15 | Edm H | 0 | | | | | | | | | | | | | | | | | | | | | 0 |
| 53 Sep 21 | Wpg A | 0 | | | | | | | | | | | | | | | | | | | | | 0 |
| 57 Sep 28 | Mtl H | 0 | | | | | | | | | | | | | | | | | | | | | 0 |
| 61 Oct 05 | Edm A | 0 | | | | | | | | | | | | | | | | | | | | | 0 |
| 65 Oct 12 | BC H | 0 | | | | | | | | | | | | | | | | | | | | | 0 |
| 72 Oct 20 | Cgy A | 0 | | | | | | | | | | | | | | | | | | | | | 0 |
| 74 Oct 27 | Wpg H | 0 | | | | | | | | | | | | | | | | | | | | | 0 |
| 77 Nov 01 | Tor A | 0 | | | | | | | | | | | | | | | | | | | | | 0 |
| 2012 TEAM: | HAM | 92 | 19 | 8 | 1 | 10 | 49 | 2 | 3 | 37 | 1 | 35 | 1 | 1 | 4 | 0 | 10 | 798 | 40 | 13 | 24 | 3 | 331 |

"Opp Def" = number of plays opponent defence on the field



GAME-BY-GAME OPPONENT STATISTICS

| OPPONENTS | | OPPT PTS | | ---- First Downs ---- | | | | Rush | Pass | Tm | Opp | ----- OPPT PASSING ----- | | | | | -- No of -- | Fumbles | | | Opp | HAM | |
|------------------|------------|----------|-----|-----------------------|----|----|-----|------|-------|------|-------|--------------------------|-----|------|-----|----|-------------|---------|-----|------|-----|-----|-----|
| Gm/Date | Opp | PF | PA | Tot | Rs | Ps | Pen | Yds | Yds | Loss | Net | Att | Com | Pct | Int | TD | Car | TL | Fum | Lost | TOD | T/O | Pts |
| 9 Jun 29 | Ssk H | 43 | 16 | 26 | 7 | 16 | 3 | 121 | 390 | -11 | 500 | 34 | 25 | 73.5 | 0 | 4 | 20 | 4 | 0 | 0 | 0 | 0 | 0 |
| 14 Jul 06 | BC A | 39 | 36 | 20 | 10 | 8 | 2 | 208 | 178 | -3 | 383 | 31 | 17 | 54.8 | 0 | 2 | 24 | 3 | 0 | 0 | 0 | 0 | 0 |
| 20 Jul 14 | Tor H | 27 | 36 | 24 | 12 | 9 | 3 | 170 | 232 | -11 | 391 | 38 | 23 | 60.5 | 1 | 0 | 24 | 2 | 1 | 1 | 0 | 2 | 7 |
| 24 Jul 21 | Mtl H | 24 | 39 | 23 | 5 | 17 | 1 | 67 | 374 | -17 | 424 | 39 | 24 | 61.5 | 1 | 3 | 12 | 3 | 1 | 1 | 1 | 3 | 8 |
| 27 Jul 28 | Ssk A | 34 | 35 | 20 | 8 | 12 | 0 | 72 | 380 | -18 | 434 | 39 | 24 | 61.5 | 1 | 2 | 15 | 3 | 1 | 1 | 1 | 3 | 7 |
| 31 Aug 09 | Cgy H | 31 | 20 | 23 | 12 | 8 | 3 | 233 | 141 | 0 | 374 | 28 | 15 | 53.6 | 0 | 1 | 30 | 0 | 1 | 1 | 1 | 2 | 0 |
| 33 Aug 16 | Wpg A | | | 0 | | | | | | | 0 | | | | | | | | | | | | 0 |
| 37 Aug 23 | Mtl A | | | 0 | | | | | | | 0 | | | | | | | | | | | | 0 |
| 43 Sep 03 | Tor H | | | 0 | | | | | | | 0 | | | | | | | | | | | | 0 |
| 46 Sep 08 | Tor A | | | 0 | | | | | | | 0 | | | | | | | | | | | | 0 |
| 50 Sep 15 | Edm H | | | 0 | | | | | | | 0 | | | | | | | | | | | | 0 |
| 53 Sep 21 | Wpg A | | | 0 | | | | | | | 0 | | | | | | | | | | | | 0 |
| 57 Sep 28 | Mtl H | | | 0 | | | | | | | 0 | | | | | | | | | | | | 0 |
| 61 Oct 05 | Edm A | | | 0 | | | | | | | 0 | | | | | | | | | | | | 0 |
| 65 Oct 12 | BC H | | | 0 | | | | | | | 0 | | | | | | | | | | | | 0 |
| 72 Oct 20 | Cgy A | | | 0 | | | | | | | 0 | | | | | | | | | | | | 0 |
| 74 Oct 27 | Wpg H | | | 0 | | | | | | | 0 | | | | | | | | | | | | 0 |
| 77 Nov 01 | Tor A | | | 0 | | | | | | | 0 | | | | | | | | | | | | 0 |
| 2012 OPP: | HAM | 198 | 182 | 136 | 54 | 70 | 12 | 871 | 1,695 | -60 | 2,506 | 209 | 128 | 61.2 | 3 | 12 | 125 | 15 | 4 | 4 | 3 | 10 | 22 |

| OPPONENTS | | HAM | PENALTIES | | OPP | - 2ND D CONV - | | | 1-3 yds | | 4-6 yds | | 7+ yds | | 20+ | 30+ | 30+ | 40+ | 30+ | --- OPP RED ZONE --- | | | | |
|------------------|------------|-----|-----------|-----|-------|----------------|----|------|---------|----|---------|----|--------|----|-----|------|-----|-----|-----|----------------------|----|-----|-----|-----|
| Gm/Date | Opp | QS | No | Yds | TOP | Att | Md | Pct | Att | Md | Att | Md | Att | Md | Rsh | Pass | PR | KOR | FGM | Tot | TD | Oth | TD% | |
| 9 Jun 29 | Ssk H | 1 | 5 | 45 | 32:05 | 21 | 11 | 52.4 | 4 | 3 | 5 | 3 | 12 | 5 | 0 | 4 | 0 | 0 | 0 | 0 | 3 | 3 | 0 | 100 |
| 14 Jul 06 | BC A | 0 | 7 | 50 | 31:59 | 23 | 10 | 43.5 | 3 | 2 | 7 | 5 | 13 | 3 | 2 | 0 | 2 | 1 | 0 | 0 | 4 | 2 | 2 | 50 |
| 20 Jul 14 | Tor H | 1 | 12 | 65 | 33:50 | 27 | 13 | 48.1 | 7 | 6 | 6 | 4 | 14 | 3 | 4 | 1 | 1 | 0 | 0 | 0 | 5 | 2 | 3 | 40 |
| 24 Jul 21 | Mtl H | 2 | 9 | 42 | 28:51 | 18 | 6 | 33.3 | 2 | 1 | 4 | 0 | 12 | 5 | 0 | 3 | 0 | 0 | 0 | 0 | 3 | 2 | 1 | 67 |
| 27 Jul 28 | Ssk A | 2 | 4 | 27 | 27:07 | 20 | 8 | 40.0 | 5 | 4 | 5 | 2 | 10 | 2 | 0 | 1 | 0 | 1 | 0 | 0 | 3 | 2 | 1 | 67 |
| 31 Aug 09 | Cgy H | 0 | 11 | 96 | 33:33 | 24 | 11 | 45.8 | 4 | 4 | 9 | 5 | 11 | 2 | 2 | 0 | 1 | 0 | 0 | 0 | 5 | 3 | 2 | 60 |
| 33 Aug 16 | Wpg A | | | | | 0 | 0 | | | | | | | | | | | | | | 0 | | | |
| 37 Aug 23 | Mtl A | | | | | 0 | 0 | | | | | | | | | | | | | | 0 | | | |
| 43 Sep 03 | Tor H | | | | | 0 | 0 | | | | | | | | | | | | | | 0 | | | |
| 46 Sep 08 | Tor A | | | | | 0 | 0 | | | | | | | | | | | | | | 0 | | | |
| 50 Sep 15 | Edm H | | | | | 0 | 0 | | | | | | | | | | | | | | 0 | | | |
| 53 Sep 21 | Wpg A | | | | | 0 | 0 | | | | | | | | | | | | | | 0 | | | |
| 57 Sep 28 | Mtl H | | | | | 0 | 0 | | | | | | | | | | | | | | 0 | | | |
| 61 Oct 05 | Edm A | | | | | 0 | 0 | | | | | | | | | | | | | | 0 | | | |
| 65 Oct 12 | BC H | | | | | 0 | 0 | | | | | | | | | | | | | | 0 | | | |
| 72 Oct 20 | Cgy A | | | | | 0 | 0 | | | | | | | | | | | | | | 0 | | | |
| 74 Oct 27 | Wpg H | | | | | 0 | 0 | | | | | | | | | | | | | | 0 | | | |
| 77 Nov 01 | Tor A | | | | | 0 | 0 | | | | | | | | | | | | | | 0 | | | |
| 2012 OPP: | HAM | 6 | 48 | 325 | 31:14 | 133 | 59 | 44.4 | 25 | 20 | 36 | 19 | 72 | 20 | 8 | 9 | 4 | 2 | 0 | 0 | 23 | 14 | 9 | 61 |

| OPPONENTS | | OPPONENT POSSESSION RESULTS | | | | | | | | | | Opp First Possession Results | | | | | Ext Rec | | Ext Rushing | | | HAM | |
|------------------|------------|-----------------------------|----|----|-------|-----|------|-----|-----|----|------|------------------------------|----|-----|----|----|---------|-----|-------------|-----|----|-----|-----|
| Game/Date | Opp | Tot | TD | FG | FG Ms | T/O | Punt | Saf | Oth | 2& | Sp T | Start | TD | FGA | Pt | TO | Pts | YAC | 2D | 10+ | 1D | TD | Def |
| 9 Jun 29 | Ssk H | 15 | 5 | 2 | 1 | 0 | 6 | 0 | 1 | 3 | 0 | 39 | 0 | 0 | 1 | 0 | 0 | 235 | 7 | 5 | 7 | 1 | 58 |
| 14 Jul 06 | BC A | 17 | 3 | 3 | 1 | 0 | 9 | 0 | 1 | 8 | 0 | 46 | 0 | 0 | 1 | 0 | 0 | 68 | 3 | 7 | 10 | 1 | 58 |
| 20 Jul 14 | Tor H | 18 | 2 | 4 | 2 | 1 | 8 | 0 | 1 | 8 | 1 | 40 | 0 | 0 | 1 | 0 | 0 | 112 | 3 | 5 | 12 | 2 | 64 |
| 24 Jul 21 | Mtl H | 14 | 3 | 1 | 1 | 3 | 5 | 0 | 1 | 4 | 0 | 34 | 0 | 0 | 0 | 1 | 0 | 144 | 5 | 5 | 5 | 0 | 54 |
| 27 Jul 28 | Ssk A | 15 | 3 | 3 | 2 | 3 | 3 | 0 | 1 | 6 | 0 | 36 | 1 | 0 | 0 | 0 | 7 | 184 | 3 | 2 | 8 | 1 | 57 |
| 31 Aug 09 | Cgy H | 16 | 4 | 1 | 0 | 2 | 9 | 0 | 0 | 7 | 0 | 41 | 0 | 0 | 1 | 0 | 0 | 141 | 4 | 9 | 12 | 3 | 58 |
| 33 Aug 16 | Wpg A | 0 | | | | | | | | | | | | | | | | | | | | | 0 |
| 37 Aug 23 | Mtl A | 0 | | | | | | | | | | | | | | | | | | | | | 0 |
| 43 Sep 03 | Tor H | 0 | | | | | | | | | | | | | | | | | | | | | 0 |
| 46 Sep 08 | Tor A | 0 | | | | | | | | | | | | | | | | | | | | | 0 |
| 50 Sep 15 | Edm H | 0 | | | | | | | | | | | | | | | | | | | | | 0 |
| 53 Sep 21 | Wpg A | 0 | | | | | | | | | | | | | | | | | | | | | 0 |
| 57 Sep 28 | Mtl H | 0 | | | | | | | | | | | | | | | | | | | | | 0 |
| 61 Oct 05 | Edm A | 0 | | | | | | | | | | | | | | | | | | | | | 0 |
| 65 Oct 12 | BC H | 0 | | | | | | | | | | | | | | | | | | | | | 0 |
| 72 Oct 20 | Cgy A | 0 | | | | | | | | | | | | | | | | | | | | | 0 |
| 74 Oct 27 | Wpg H | 0 | | | | | | | | | | | | | | | | | | | | | 0 |
| 77 Nov 01 | Tor A | 0 | | | | | | | | | | | | | | | | | | | | | 0 |
| 2012 OPP: | HAM | 95 | 20 | 14 | 7 | 9 | 40 | 0 | 5 | 36 | 1 | 39 | 1 | 0 | 4 | 1 | 7 | 884 | 25 | 33 | 54 | 8 | 349 |

"Def" = number of plays own defence on the field



| 1 Burris, Henry | | | | | | | | | | | |
|-----------------|-------------|-------------|--------------|------------|------------|-----------|-----------|----------|--------------|-------------|--|
| Oppt | Att | Com | Yds | Int | TD | W | L | T | Effc | Pct | |
| In 2012 | 215 | 143 | 1,807 | 4 | 16 | 3 | 3 | 0 | 109.6 | 66.5 | |
| In 2011 | 442 | 281 | 3,687 | 12 | 20 | 8 | 7 | 0 | 93.6 | 63.6 | |
| Career | 5036 | 3051 | 43042 | 158 | 273 | 87 | 66 | 3 | 93.2 | 60.6 | |
| vs BC | 837 | 493 | 7,285 | 35 | 48 | 12 | 14 | 1 | 89.1 | 58.9 | |
| vs Calgary | 231 | 124 | 1,575 | 9 | 14 | 2 | 3 | 1 | 79.2 | 53.7 | |
| vs Edmonton | 869 | 522 | 7,766 | 28 | 50 | 17 | 10 | 0 | 95.1 | 60.1 | |
| vs Hamilton | 525 | 325 | 4,533 | 14 | 28 | 11 | 6 | 0 | 96.3 | 61.9 | |
| vs Montreal | 617 | 380 | 5,660 | 15 | 35 | 10 | 8 | 0 | 100.4 | 61.6 | |
| vs Ottawa | 91 | 58 | 752 | 3 | 5 | 2 | 1 | 0 | 94.2 | 63.7 | |
| vs Saskatchewan | 687 | 440 | 5,882 | 16 | 37 | 13 | 8 | 1 | 99.4 | 64.0 | |
| vs Toronto | 565 | 332 | 4,471 | 20 | 23 | 9 | 9 | 0 | 82.8 | 58.8 | |
| vs Winnipeg | 614 | 377 | 5,118 | 18 | 33 | 11 | 7 | 0 | 93.7 | 61.4 | |

| Top Career Performances | | | | | | | | | | | |
|-------------------------|-----|-----|-----|-----|------|-----|-----|----|------------------|------------|-----------|
| Date | Tm | Opp | Att | Com | Pct | Yds | Int | TD | Career Hi | Opp / Date | |
| Aug 13/09 | CGY | EDM | 45 | 30 | 66.7 | 479 | 0 | 3 | Att 50 | Ham | Aug 11/11 |
| Aug 11/00 | SSK | HAM | 50 | 28 | 56.0 | 469 | 2 | 2 | Com 31 | Wpg | Jul 24/11 |
| Jul 28/07 | CGY | BC | 44 | 22 | 50.0 | 423 | 2 | 2 | Yds 479 | Edm | Aug 13/11 |
| Aug 27/11 | CGY | MTL | 42 | 28 | 66.7 | 422 | 0 | 3 | Int 4 | Two times | |
| Aug 12/05 | CGY | BC | 38 | 22 | 57.9 | 421 | 1 | 3 | TD 5 | Five times | |
| Oct 1/10 | CGY | MTL | 28 | 19 | 67.9 | 412 | 0 | 4 | Career | | |
| Sep 29/00 | SSK | WPG | 41 | 26 | 63.4 | 409 | 1 | 2 | 300+ gms: | | |
| Sep 12/08 | CGY | MTL | 38 | 24 | 63.2 | 408 | 0 | 5 | 64 | | |
| Sep 10/10 | CGY | EDM | 35 | 29 | 82.9 | 404 | 1 | 2 | 400+ gms: | | |
| Oct 14/07 | CGY | WPG | 35 | 25 | 71.4 | 401 | 1 | 5 | 10 | | |
| Jun 29/06 | CGY | HAM | 33 | 20 | 60.6 | 399 | 1 | 1 | | | |
| Sep 11/09 | CGY | EDM | 36 | 20 | 55.6 | 393 | 3 | 3 | | | |
| Jul 24/08 | CGY | WPG | 44 | 31 | 70.5 | 386 | 1 | 3 | | | |
| Aug 5/04 | SSK | MTL | 38 | 26 | 68.4 | 385 | 0 | 2 | | | |

| CURRENT SEASON | | | | | | | | | | | |
|----------------------|-----|-----|-----|-----|----|---|---|---|-------|------|--|
| As Starter | | | | | | | | | | | |
| 2012 GBG | Att | Com | Yds | Int | TD | W | L | T | Effc | Pct | |
| 9 Jun 29 Ssk | 39 | 28 | 284 | 1 | 0 | | | | 81.6 | 71.8 | |
| 14 Jul 06 BC | 39 | 26 | 359 | 1 | 4 | | | | 119.5 | 66.7 | |
| 20 Jul 14 Tor | 27 | 12 | 181 | 1 | 3 | W | | | 88.7 | 44.4 | |
| 24 Jul 21 Mtl | 30 | 27 | 360 | 0 | 4 | W | | | 171.5 | 90.0 | |
| 27 Jul 28 Ssk | 40 | 29 | 356 | 0 | 4 | W | | | 132.9 | 72.5 | |
| 31 Aug 09 Cgy | 40 | 21 | 267 | 1 | 1 | | L | | 71.6 | 52.5 | |
| 33 Aug 16 Wpg | | | | | | | | | | | |
| 37 Aug 23 Mtl | | | | | | | | | | | |
| 43 Sep 03 Tor | | | | | | | | | | | |
| 46 Sep 08 Tor | | | | | | | | | | | |
| 50 Sep 15 Edm | | | | | | | | | | | |
| 53 Sep 21 Wpg | | | | | | | | | | | |
| 57 Sep 28 Mtl | | | | | | | | | | | |
| 61 Oct 05 Edm | | | | | | | | | | | |
| 65 Oct 12 BC | | | | | | | | | | | |
| 72 Oct 20 Cgy | | | | | | | | | | | |
| 74 Oct 27 Wpg | | | | | | | | | | | |
| 77 Nov 01 Tor | | | | | | | | | | | |
| Season-highs: | 40 | 29 | 360 | 1 | 4 | | | | 300+: | 3 | |

| LAST SEASON BY OPPONENT | | | | | | | | | | | |
|-------------------------|-----|-----|-----|-----|------|-----|-----|----|-------|---|--|
| 2011 GBG | Tm | Opp | Att | Com | Pct | Yds | Int | TD | GS | | |
| Jul 8/11 | Cgy | BC | 36 | 19 | 52.8 | 298 | 3 | 3 | W | | |
| Sep 17/11 | Cgy | BC | 20 | 15 | 75.0 | 184 | 1 | 1 | L | | |
| Oct 8/11 | Cgy | BC | 19 | 15 | 78.9 | 193 | 0 | 1 | L | | |
| Jul 23/11 | Cgy | Edm | 46 | 28 | 60.9 | 372 | 0 | 2 | L | | |
| Sep 5/11 | Cgy | Edm | 23 | 13 | 56.5 | 132 | 2 | 1 | L | | |
| Sep 9/11 | Cgy | Edm | 30 | 16 | 53.3 | 316 | 1 | 1 | W | | |
| Aug 6/11 | Cgy | Ham | 39 | 27 | 69.2 | 341 | 0 | 1 | W | | |
| Sep 25/11 | Cgy | Ham | 23 | 13 | 56.5 | 177 | 1 | 2 | L | | |
| Aug 27/11 | Cgy | Mtl | 42 | 26 | 61.9 | 422 | 0 | 3 | W | | |
| Oct 30/11 | Cgy | Mtl | 0 | | | | | | | | |
| Jul 30/11 | Cgy | Ssk | 36 | 24 | 66.7 | 255 | 1 | 0 | W | | |
| Aug 12/11 | Cgy | Ssk | 29 | 21 | 72.4 | 298 | 0 | 3 | W | | |
| Oct 1/11 | Cgy | Ssk | 19 | 15 | 78.9 | 158 | 0 | 1 | W | | |
| Oct 21/11 | Cgy | Ssk | 0 | | | | | | | | |
| Jul 1/11 | Cgy | Tor | 37 | 26 | 70.3 | 293 | 1 | 0 | L | | |
| Oct 14/11 | Cgy | Tor | 11 | 6 | 54.5 | 65 | 2 | 0 | L | | |
| Jul 14/11 | Cgy | Wpg | 32 | 17 | 53.1 | 183 | 0 | 1 | W | | |
| Nov 5/11 | Cgy | Wpg | 0 | | | | | | | | |
| Season-highs: | | | | | | | | | 300+: | 4 | |

| 12 Porter, Quinton | | | | | | | | | | | |
|--------------------|------------|------------|--------------|-----------|-----------|----------|-----------|----------|-------------|-------------|--|
| Oppt | Att | Com | Yds | Int | TD | W | L | T | Effc | Pct | |
| In 2012 | 1 | 0 | 0 | 0 | 0 | 0 | 0 | 0 | 2.1 | 0.0 | |
| In 2011 | 102 | 63 | 689 | 4 | 4 | 0 | 1 | 0 | 78.4 | 61.8 | |
| Career | 562 | 358 | 4,095 | 18 | 21 | 6 | 11 | 0 | 84.6 | 63.7 | |
| vs BC | 102 | 62 | 708 | 3 | 4 | 2 | 1 | 0 | 82.5 | 60.8 | |
| vs Calgary | 93 | 61 | 730 | 2 | 2 | 1 | 2 | 0 | 87.7 | 65.6 | |
| vs Edmonton | 51 | 34 | 326 | 0 | 1 | 1 | 0 | 0 | 90.8 | 66.7 | |
| vs Hamilton | 0 | | | | | | | | | | |
| vs Montreal | 130 | 87 | 1,075 | 7 | 7 | 1 | 3 | 0 | 87.8 | 66.9 | |
| vs Ottawa | 0 | | | | | | | | | | |
| vs Saskatchewan | 64 | 36 | 395 | 1 | 2 | 0 | 3 | 0 | 78.6 | 56.3 | |
| vs Toronto | 58 | 38 | 329 | 3 | 3 | 0 | 1 | 0 | 76.0 | 65.5 | |
| vs Winnipeg | 64 | 40 | 532 | 2 | 2 | 1 | 1 | 0 | 86.2 | 62.5 | |

| Top Career Performances | | | | | | | | | | | |
|-------------------------|-----|-----|-----|-----|------|-----|-----|----|------------------|------------|--|
| Date | Tm | Opp | Att | Com | Pct | Yds | Int | TD | Career Hi | Opp / Date | |
| Oct 4/08 | Ham | Mtl | 32 | 27 | 84.4 | 429 | 0 | 5 | Att 40 | Jul 1/11 | |
| Oct 19/08 | Ham | Ssk | 40 | 26 | 65.0 | 300 | 0 | 2 | Com 27 | Jul 1/11 | |
| Oct 3/09 | Ham | Cgy | 33 | 22 | 66.7 | 262 | 1 | 0 | Yds 429 | Jul 1/11 | |
| Sep 18/09 | Ham | Cgy | 31 | 19 | 61.3 | 246 | 1 | 1 | Int 2 | Jul 1/11 | |
| Jul 1/09 | Ham | Tor | 40 | 26 | 65.0 | 229 | 2 | 2 | TD 5 | Jul 1/11 | |
| Jul 10/09 | Ham | BC | 24 | 19 | 79.2 | 222 | 0 | 1 | Career | | |
| Oct 24/08 | Ham | Cgy | 26 | 18 | 69.2 | 212 | 0 | 1 | 300+ gms: | | |
| Aug 8/09 | Ham | Edm | 37 | 25 | 67.6 | 211 | 0 | 1 | 2 | | |
| Jul 18/09 | Ham | Wpg | 23 | 16 | 69.6 | 188 | 1 | 0 | 400+ gms: | | |
| Sep 19/08 | Ham | Wpg | 17 | 11 | 64.7 | 183 | 0 | 1 | 1 | | |

| CURRENT SEASON | | | | | | | | | | | |
|----------------------|-----|-----|-----|-----|----|---|---|---|-------|-----|--|
| As Starter | | | | | | | | | | | |
| 2012 GBG | Att | Com | Yds | Int | TD | W | L | T | Effc | Pct | |
| 9 Jun 29 Ssk | 0 | | | | | | | | | | |
| 14 Jul 06 BC | 1 | 0 | 0 | 0 | 0 | | | | 2.1 | 0.0 | |
| 20 Jul 14 Tor | 0 | | | | | | | | | | |
| 24 Jul 21 Mtl | 0 | | | | | | | | | | |
| 27 Jul 28 Ssk | 0 | | | | | | | | | | |
| 31 Aug 09 Cgy | 0 | | | | | | | | | | |
| 33 Aug 16 Wpg | | | | | | | | | | | |
| 37 Aug 23 Mtl | | | | | | | | | | | |
| 43 Sep 03 Tor | | | | | | | | | | | |
| 46 Sep 08 Tor | | | | | | | | | | | |
| 50 Sep 15 Edm | | | | | | | | | | | |
| 53 Sep 21 Wpg | | | | | | | | | | | |
| 57 Sep 28 Mtl | | | | | | | | | | | |
| 61 Oct 05 Edm | | | | | | | | | | | |
| 65 Oct 12 BC | | | | | | | | | | | |
| 72 Oct 20 Cgy | | | | | | | | | | | |
| 74 Oct 27 Wpg | | | | | | | | | | | |
| 77 Nov 01 Tor | | | | | | | | | | | |
| Season-highs: | 1 | 0 | 0 | 0 | 0 | | | | 300+: | 0 | |

| LAST SEASON BY OPPONENT | | | | | | | | | | | |
|-------------------------|-----|-----|-----|-----|------|-----|-----|----|----|--|--|
| 2011 GBG | Tm | Opp | Att | Com | Pct | Yds | Int | TD | GS | | |
| Jul 22/11 | Ham | BC | 0 | | | | | | | | |
| Oct 22/11 | Ham | BC | 10 | 8 | 80.0 | 116 | 0 | 1 | | | |
| Aug 6/11 | Ham | Cgy | 0 | | | | | | | | |
| Sep 25/11 | Ham | Cgy | 1 | 1 | 100 | 3 | 0 | 0 | | | |
| Jul 9/11 | Ham | Edm | 0 | | | | | | | | |
| Sep 16/11 | Ham | Edm | 12 | 8 | 66.7 | 90 | 0 | 0 | | | |
| Jul 29/11 | Ham | Mtl | 0 | | | | | | | | |



| RECEIVING | | | 80 Williams, Chris | | | | | | 84 Grant, Bakari | | | | | | 83 Fantuz, Andy | | | | | | 29 Walker, Chevon | | | | | | 88 Stala, Dave | | | | | | |
|---------------|--------|-----|--------------------|-----|----|-----------|-----|----|------------------|-----|----|-----------|-----|----|-----------------|-----|----|-----------|-----|----|-------------------|-----|----|-----------|-----|----|----------------|-----|----|-----------|-----|----|---|
| Gm | Date | Opp | Rec | Yds | TD | YAC | 2D | 30 | Rec | Yds | TD | YAC | 2D | 30 | Rec | Yds | TD | YAC | 2D | 30 | Rec | Yds | TD | YAC | 2D | 30 | Rec | Yds | TD | YAC | 2D | 30 | |
| 9 | Jun 29 | Ssk | 9 | 109 | 0 | 51 | 2 | 0 | 5 | 51 | 0 | 17 | 1 | 0 | 5 | 49 | 0 | 10 | 1 | 0 | 3 | 36 | 0 | 31 | 0 | 0 | 0 | 0 | 0 | 0 | 0 | 0 | 0 |
| 14 | Jul 06 | BC | 4 | 28 | 1 | 10 | 1 | 0 | 4 | 47 | 0 | 14 | 1 | 0 | 5 | 43 | 0 | 15 | 2 | 0 | 5 | 117 | 2 | 113 | 2 | 1 | 6 | 96 | 0 | 20 | 3 | 0 | |
| 20 | Jul 14 | Tor | 1 | 34 | 1 | 12 | 0 | 1 | 2 | 15 | 1 | 4 | 1 | 0 | 3 | 71 | 1 | 23 | 2 | 0 | 3 | 27 | 0 | 26 | 0 | 0 | 1 | 7 | 0 | 2 | 0 | 0 | |
| 24 | Jul 21 | Mtl | 7 | 115 | 0 | 62 | 3 | 1 | 2 | 18 | 1 | 5 | 1 | 0 | 8 | 135 | 1 | 31 | 1 | 0 | 4 | 25 | 1 | 25 | 2 | 0 | 1 | 5 | 0 | 1 | 0 | 0 | |
| 27 | Jul 28 | Ssk | 9 | 101 | 1 | 70 | 0 | 0 | dnp | | | | | | 2 | 39 | 0 | 16 | 2 | 0 | 4 | 28 | 0 | 16 | 0 | 0 | 2 | 26 | 1 | 3 | 1 | 0 | |
| 31 | Aug 09 | Cgy | 2 | 37 | 0 | 30 | 1 | 0 | dnp | | | | | | 6 | 77 | 0 | 2 | 0 | 0 | 4 | 35 | 1 | 11 | 1 | 0 | 2 | 16 | 0 | 9 | 0 | 0 | |
| 33 | Aug 16 | Wpg | | | | | | | | | | | | | | | | | | | | | | | | | | | | | | | |
| 37 | Aug 23 | Mtl | | | | | | | | | | | | | | | | | | | | | | | | | | | | | | | |
| 43 | Sep 03 | Tor | | | | | | | | | | | | | | | | | | | | | | | | | | | | | | | |
| 46 | Sep 08 | Tor | | | | | | | | | | | | | | | | | | | | | | | | | | | | | | | |
| 50 | Sep 15 | Edm | | | | | | | | | | | | | | | | | | | | | | | | | | | | | | | |
| 53 | Sep 21 | Wpg | | | | | | | | | | | | | | | | | | | | | | | | | | | | | | | |
| 57 | Sep 28 | Mtl | | | | | | | | | | | | | | | | | | | | | | | | | | | | | | | |
| 61 | Oct 05 | Edm | | | | | | | | | | | | | | | | | | | | | | | | | | | | | | | |
| 65 | Oct 12 | BC | | | | | | | | | | | | | | | | | | | | | | | | | | | | | | | |
| 72 | Oct 20 | Cgy | | | | | | | | | | | | | | | | | | | | | | | | | | | | | | | |
| 74 | Oct 27 | Wpg | | | | | | | | | | | | | | | | | | | | | | | | | | | | | | | |
| 77 | Nov 01 | Tor | | | | | | | | | | | | | | | | | | | | | | | | | | | | | | | |
| TOTALS | | | 32 | 424 | 3 | 235 | 7 | 2 | 13 | 131 | 2 | 40 | 4 | 0 | 29 | 414 | 2 | 97 | 8 | 0 | 23 | 268 | 4 | 222 | 5 | 1 | 12 | 150 | 1 | 35 | 4 | 0 | |
| GP: | | | 6 | | | Avg: 13.3 | 100 | 3 | 4 | | | Avg: 10.1 | 100 | 0 | 6 | | | Avg: 14.3 | 100 | 1 | 6 | | | Avg: 11.7 | 100 | 1 | 6 | | | Avg: 12.5 | 100 | 0 | |

| RECEIVING | | | 11 Giguere, Samuel | | | | | | 89 Jones, Onrea | | | | | | 24 Stephenson, Daryl | | | | | | 85 Charbonneau, Simon | | | | | | | | | | | |
|---------------|--------|-----|--------------------|-----|----|-----------|-----|----|-----------------|-----|----|-----------|-----|----|----------------------|-----|----|----------|-----|----|-----------------------|-----|----|-----------|-----|----|-----|-----|----|----------|----|----|
| Gm | Date | Opp | Rec | Yds | TD | YAC | 2D | 30 | Rec | Yds | TD | YAC | 2D | 30 | Rec | Yds | TD | YAC | 2D | 30 | Rec | Yds | TD | YAC | 2D | 30 | Rec | Yds | TD | YAC | 2D | 30 |
| 9 | Jun 29 | Ssk | 2 | 19 | 0 | 1 | 0 | 0 | 4 | 20 | 0 | 5 | 0 | 0 | 0 | | | | | | 0 | | | | | | | | | | | |
| 14 | Jul 06 | BC | 1 | 19 | 0 | 11 | 0 | 0 | dnp | | | | | | 1 | 9 | 1 | 0 | 0 | 0 | 0 | | | | | | | | | | | |
| 20 | Jul 14 | Tor | 2 | 27 | 0 | 17 | 2 | 0 | 0 | | | | | | 0 | | | | | | 0 | | | | | | | | | | | |
| 24 | Jul 21 | Mtl | 2 | 10 | 0 | 4 | 0 | 0 | 2 | 51 | 0 | 25 | 1 | 0 | 1 | 1 | 1 | 1 | 1 | 0 | 0 | | | | | | | | | | | |
| 27 | Jul 28 | Ssk | 3 | 76 | 0 | 23 | 1 | 1 | 7 | 65 | 2 | 18 | 3 | 0 | 1 | 11 | 0 | 11 | 0 | 0 | 0 | | | | | | | | | | | |
| 31 | Aug 09 | Cgy | 2 | 37 | 0 | 28 | 1 | 1 | 2 | 20 | 0 | 13 | 0 | 0 | 0 | | | | | | 3 | 45 | 0 | 8 | 2 | 0 | | | | | | |
| 33 | Aug 16 | Wpg | | | | | | | | | | | | | | | | | | | | | | | | | | | | | | |
| 37 | Aug 23 | Mtl | | | | | | | | | | | | | | | | | | | | | | | | | | | | | | |
| 43 | Sep 03 | Tor | | | | | | | | | | | | | | | | | | | | | | | | | | | | | | |
| 46 | Sep 08 | Tor | | | | | | | | | | | | | | | | | | | | | | | | | | | | | | |
| 50 | Sep 15 | Edm | | | | | | | | | | | | | | | | | | | | | | | | | | | | | | |
| 53 | Sep 21 | Wpg | | | | | | | | | | | | | | | | | | | | | | | | | | | | | | |
| 57 | Sep 28 | Mtl | | | | | | | | | | | | | | | | | | | | | | | | | | | | | | |
| 61 | Oct 05 | Edm | | | | | | | | | | | | | | | | | | | | | | | | | | | | | | |
| 65 | Oct 12 | BC | | | | | | | | | | | | | | | | | | | | | | | | | | | | | | |
| 72 | Oct 20 | Cgy | | | | | | | | | | | | | | | | | | | | | | | | | | | | | | |
| 74 | Oct 27 | Wpg | | | | | | | | | | | | | | | | | | | | | | | | | | | | | | |
| 77 | Nov 01 | Tor | | | | | | | | | | | | | | | | | | | | | | | | | | | | | | |
| TOTALS | | | 12 | 188 | 0 | 84 | 4 | 2 | 15 | 156 | 2 | 61 | 4 | 0 | 3 | 21 | 2 | 12 | 1 | 0 | 3 | 45 | 0 | 8 | 2 | 0 | 0 | 0 | 0 | 0 | 0 | 0 |
| GP: | | | 6 | | | Avg: 15.7 | 100 | 0 | 5 | | | Avg: 10.4 | 100 | 0 | 6 | | | Avg: 7.0 | 100 | 0 | 6 | | | Avg: 15.0 | 100 | 0 | 0 | | | Avg: 100 | 0 | |

| RECEIVING | | | RECEIVING | | | | | | RECEIVING | | | | | | RECEIVING | | | | | | RECEIVING | | | | | | | | | | | |
|---------------|--------|-----|-----------|-----|----|----------|----|----|-----------|-----|----------|-----|----|----|-----------|-----|----|-----|----------|----|-----------|-----|----|----------|----|----|-----|-----|----------|-----|----|----|
| Gm | Date | Opp | Rec | Yds | TD | YAC | 2D | 30 | Rec | Yds | TD | YAC | 2D | 30 | Rec | Yds | TD | YAC | 2D | 30 | Rec | Yds | TD | YAC | 2D | 30 | Rec | Yds | TD | YAC | 2D | 30 |
| 9 | Jun 29 | Ssk | | | | | | | | | | | | | | | | | | | | | | | | | | | | | | |
| 14 | Jul 06 | BC | | | | | | | | | | | | | | | | | | | | | | | | | | | | | | |
| 20 | Jul 14 | Tor | | | | | | | | | | | | | | | | | | | | | | | | | | | | | | |
| 24 | Jul 21 | Mtl | | | | | | | | | | | | | | | | | | | | | | | | | | | | | | |
| 27 | Jul 28 | Ssk | | | | | | | | | | | | | | | | | | | | | | | | | | | | | | |
| 31 | Aug 09 | Cgy | | | | | | | | | | | | | | | | | | | | | | | | | | | | | | |
| 33 | Aug 16 | Wpg | | | | | | | | | | | | | | | | | | | | | | | | | | | | | | |
| 37 | Aug 23 | Mtl | | | | | | | | | | | | | | | | | | | | | | | | | | | | | | |
| 43 | Sep 03 | Tor | | | | | | | | | | | | | | | | | | | | | | | | | | | | | | |
| 46 | Sep 08 | Tor | | | | | | | | | | | | | | | | | | | | | | | | | | | | | | |
| 50 | Sep 15 | Edm | | | | | | | | | | | | | | | | | | | | | | | | | | | | | | |
| 53 | Sep 21 | Wpg | | | | | | | | | | | | | | | | | | | | | | | | | | | | | | |
| 57 | Sep 28 | Mtl | | | | | | | | | | | | | | | | | | | | | | | | | | | | | | |
| 61 | Oct 05 | Edm | | | | | | | | | | | | | | | | | | | | | | | | | | | | | | |
| 65 | Oct 12 | BC | | | | | | | | | | | | | | | | | | | | | | | | | | | | | | |
| 72 | Oct 20 | Cgy | | | | | | | | | | | | | | | | | | | | | | | | | | | | | | |
| 74 | Oct 27 | Wpg | | | | | | | | | | | | | | | | | | | | | | | | | | | | | | |
| 77 | Nov 01 | Tor | | | | | | | | | | | | | | | | | | | | | | | | | | | | | | |
| TOTALS | | | 0 | 0 | 0 | 0 | 0 | 0 | 0 | 0 | 0 | 0 | 0 | 0 | 0 | 0 | 0 | 0 | 0 | 0 | 0 | 0 | 0 | 0 | 0 | 0 | 0 | 0 | 0 | 0 | 0 | 0 |
| GP: | | | 0 | | | Avg: 100 | 0 | 0 | | | Avg: 100 | 0 | 0 | | | 0 | | | Avg: 100 | 0 | 0 | | | Avg: 100 | 0 | 0 | | | Avg: 100 | 0 | | |



| RUSHING | | | 29 Walker, Chevon | | | | | | | 11 Giguere, Samuel | | | | | | | 80 Williams, Chris | | | | | | | | | | | | | | | | | | | | |
|-------------------|--------|-----|-------------------|-----|------|-----|-----|----|----|--------------------|------|-----|-----|----|----|-----|--------------------|-----|-----|----|----|-----|------|-----|----|----|----|------|-----|----|----|----|------|-----|---|--|--|
| Gm | Date | Opp | No | Yds | TD | 10 | 20 | 1D | No | Yds | TD | 10 | 20 | 1D | No | Yds | TD | 10 | 20 | 1D | No | Yds | TD | 10 | 20 | 1D | No | Yds | TD | 10 | 20 | 1D | | | | | |
| 9 | Jun 29 | Ssk | 7 | 132 | 1 | 3 | 2 | 3 | 0 | | | | | | 0 | | | | | | 0 | | | | | | | | | | | | | | | | |
| 14 | Jul 06 | BC | 11 | 37 | 0 | 0 | 0 | 3 | 0 | | | | | | 1 | 4 | 0 | 0 | 0 | 0 | 0 | | | | | | | | | | | | | | | | |
| 20 | Jul 14 | Tor | 17 | 66 | 0 | 0 | 0 | 2 | 0 | | | | | | 1 | -2 | 0 | 0 | 0 | 0 | 0 | | | | | | | | | | | | | | | | |
| 24 | Jul 21 | Mtl | 19 | 80 | 1 | 2 | 0 | 4 | 2 | 6 | 0 | 0 | 0 | 0 | 0 | | | | | | 0 | | | | | | | | | | | | | | | | |
| 27 | Jul 28 | Ssk | 11 | 52 | 0 | 1 | 0 | 1 | 0 | | | | | | 0 | | | | | | 0 | | | | | | | | | | | | | | | | |
| 31 | Aug 09 | Cgy | 10 | 68 | 1 | 1 | 1 | 2 | 1 | 6 | 0 | 0 | 0 | 0 | 0 | | | | | | 0 | | | | | | | | | | | | | | | | |
| 33 | Aug 16 | Wpg | | | | | | | | | | | | | | | | | | | | | | | | | | | | | | | | | | | |
| 37 | Aug 23 | Mtl | | | | | | | | | | | | | | | | | | | | | | | | | | | | | | | | | | | |
| 43 | Sep 03 | Tor | | | | | | | | | | | | | | | | | | | | | | | | | | | | | | | | | | | |
| 46 | Sep 08 | Tor | | | | | | | | | | | | | | | | | | | | | | | | | | | | | | | | | | | |
| 50 | Sep 15 | Edm | | | | | | | | | | | | | | | | | | | | | | | | | | | | | | | | | | | |
| 53 | Sep 21 | Wpg | | | | | | | | | | | | | | | | | | | | | | | | | | | | | | | | | | | |
| 57 | Sep 28 | Mtl | | | | | | | | | | | | | | | | | | | | | | | | | | | | | | | | | | | |
| 61 | Oct 05 | Edm | | | | | | | | | | | | | | | | | | | | | | | | | | | | | | | | | | | |
| 65 | Oct 12 | BC | | | | | | | | | | | | | | | | | | | | | | | | | | | | | | | | | | | |
| 72 | Oct 20 | Cgy | | | | | | | | | | | | | | | | | | | | | | | | | | | | | | | | | | | |
| 74 | Oct 27 | Wpg | | | | | | | | | | | | | | | | | | | | | | | | | | | | | | | | | | | |
| 77 | Nov 01 | Tor | | | | | | | | | | | | | | | | | | | | | | | | | | | | | | | | | | | |
| 2011 TOTAL | | | 75 | 435 | 3 | 7 | 3 | 15 | 3 | 12 | 0 | 0 | 0 | 0 | 2 | 2 | 0 | 0 | 0 | 0 | 0 | 0 | 0 | 0 | 0 | 0 | 0 | 0 | 0 | 0 | 0 | 0 | 0 | | | | |
| GP: | | | 6 | | Avg: | 5.8 | 100 | 1 | 6 | | Avg: | 4.0 | 100 | 0 | 6 | | Avg: | 1.0 | 100 | 0 | 0 | | Avg: | 100 | 0 | 0 | | Avg: | 100 | 0 | 0 | | Avg: | 100 | 0 | | |

| QB RUSHING | | | 1 Burris, Henry | | | | | | | 12 Porter, Quinton | | | | | | | 18 Lefevour, Dan | | | | | | | All Other Players | | | | | | | | | |
|-------------------|--------|-----|-----------------|-----|------|-----|-----|----|----|--------------------|------|-----|-----|----|----|-----|------------------|-----|----|----|----|-----|----|-------------------|----|----|----|-----|----|----|----|----|---|
| Gm | Date | Opp | No | Yds | TD | 10 | 20 | 1D | No | Yds | TD | 10 | 20 | 1D | No | Yds | TD | 10 | 20 | 1D | No | Yds | TD | 10 | 20 | 1D | No | Yds | TD | 10 | 20 | 1D | |
| 9 | Jun 29 | Ssk | 3 | 16 | 0 | 1 | 0 | 0 | 0 | | | | | | 0 | | | | | | 0 | | | | | | | | | | | | |
| 14 | Jul 06 | BC | 3 | 25 | 0 | 0 | 0 | 0 | 0 | | | | | | 0 | | | | | | 0 | | | | | | | | | | | | |
| 20 | Jul 14 | Tor | 5 | 48 | 0 | 2 | 1 | 3 | 0 | | | | | | 0 | | | | | | 0 | | | | | | | | | | | | |
| 24 | Jul 21 | Mtl | 2 | 12 | 0 | 1 | 0 | 1 | 0 | | | | | | 0 | | | | | | 0 | | | | | | | | | | | | |
| 27 | Jul 28 | Ssk | 3 | 30 | 0 | 1 | 0 | 2 | 1 | 1 | 0 | 0 | 0 | 1 | 0 | | | | | | 0 | | | | | | | | | | | | |
| 31 | Aug 09 | Cgy | 1 | 9 | 0 | 0 | 0 | 0 | 1 | 1 | 0 | 0 | 0 | 1 | 0 | | | | | | 0 | | | | | | | | | | | | |
| 33 | Aug 16 | Wpg | | | | | | | | | | | | | | | | | | | | | | | | | | | | | | | |
| 37 | Aug 23 | Mtl | | | | | | | | | | | | | | | | | | | | | | | | | | | | | | | |
| 43 | Sep 03 | Tor | | | | | | | | | | | | | | | | | | | | | | | | | | | | | | | |
| 46 | Sep 08 | Tor | | | | | | | | | | | | | | | | | | | | | | | | | | | | | | | |
| 50 | Sep 15 | Edm | | | | | | | | | | | | | | | | | | | | | | | | | | | | | | | |
| 53 | Sep 21 | Wpg | | | | | | | | | | | | | | | | | | | | | | | | | | | | | | | |
| 57 | Sep 28 | Mtl | | | | | | | | | | | | | | | | | | | | | | | | | | | | | | | |
| 61 | Oct 05 | Edm | | | | | | | | | | | | | | | | | | | | | | | | | | | | | | | |
| 65 | Oct 12 | BC | | | | | | | | | | | | | | | | | | | | | | | | | | | | | | | |
| 72 | Oct 20 | Cgy | | | | | | | | | | | | | | | | | | | | | | | | | | | | | | | |
| 74 | Oct 27 | Wpg | | | | | | | | | | | | | | | | | | | | | | | | | | | | | | | |
| 77 | Nov 01 | Tor | | | | | | | | | | | | | | | | | | | | | | | | | | | | | | | |
| 2011 TOTAL | | | 17 | 140 | 0 | 5 | 1 | 6 | 2 | 2 | 0 | 0 | 0 | 2 | 0 | 0 | 0 | 0 | 0 | 0 | 0 | 0 | 0 | 0 | 0 | 0 | 0 | 0 | 0 | 0 | 0 | 0 | 0 |
| GP: | | | 6 | | Avg: | 8.2 | 100 | 0 | 6 | | Avg: | 1.0 | 100 | 0 | 6 | | Avg: | 100 | 0 | 0 | | | | | | | | | | | | | |

| 2012 INDIVIDUAL RECEIVING LEADERS | | | | | | | | | | | YAC | 100+ |
|-----------------------------------|-----|-----|------|----|----|----|-------|-------|--|--|-----|------|
| Player | Rec | Yds | Avg | TD | 2D | 30 | Yards | Games | | | | |
| Williams, Chris | 32 | 424 | 13.3 | 3 | 7 | 2 | 235 | 3 | | | | |
| Grant, Bakari | 13 | 131 | 10.1 | 2 | 4 | 0 | 40 | 0 | | | | |
| Fantuz, Andy | 29 | 414 | 14.3 | 2 | 8 | 0 | 97 | 1 | | | | |
| Walker, Chevon | 23 | 268 | 11.7 | 4 | 5 | 1 | 222 | 1 | | | | |
| Stala, Dave | 12 | 150 | 12.5 | 1 | 4 | 0 | 35 | 0 | | | | |
| Giguere, Samuel | 12 | 188 | 15.7 | 0 | 4 | 2 | 84 | 0 | | | | |
| Jones, Onrea | 15 | 156 | 10.4 | 2 | 4 | 0 | 61 | 0 | | | | |
| Stephenson, Daryl | 3 | 21 | 7.0 | 2 | 1 | 0 | 12 | 0 | | | | |
| Charbonneau, Simor | 3 | 45 | 15.0 | 0 | 2 | 0 | 8 | 0 | | | | |
| 0 | 0 | 0 | 0 | 0 | 0 | 0 | 0 | 0 | | | | |



| A/T CLUB RECEIVING LEADERS | | |
|----------------------------|-----|--------|
| Player | Rec | Yards |
| Winfield, Earl | 573 | 10,119 |
| DiPietro, Rocky | 706 | 9,762 |
| Grant, Tommy | 324 | 6,461 |
| Amerson, Archie | 431 | 6,266 |
| Flutie, Darren | 405 | 5,796 |
| Stapler, Steve | 348 | 5,789 |
| Champion, Tony | 340 | 5,498 |
| Grigg, Andrew | 319 | 5,309 |
| Morreale, Mike | 402 | 5,179 |
| Henley, Garney | 243 | 4,657 |

* Hamilton totals only

| 2012 INDIVIDUAL RUSHING LEADERS | | | | | | | | | 100+ |
|---------------------------------|-----|-----|-----|----|----|----|----|-------|------|
| Player | Car | Yds | Avg | TD | 10 | 20 | 1D | Games | |
| Walker, Chevon | 75 | 435 | 5.8 | 3 | 7 | 3 | 15 | 1 | |
| Giguere, Samuel | 3 | 12 | 4.0 | 0 | 0 | 0 | 0 | 0 | |
| Williams, Chris | 2 | 2 | 1.0 | 0 | 0 | 0 | 0 | 0 | |
| 0 | 0 | 0 | 0 | 0 | 0 | 0 | 0 | 0 | |
| Quarterbacks: | | | | | | | | | |
| Burris, Henry | 17 | 140 | 8.2 | 0 | 5 | 1 | 6 | 0 | |
| Porter, Quinton | 2 | 2 | 1.0 | 0 | 0 | 0 | 2 | 0 | |
| Lefevour, Dan | 0 | 0 | 0 | 0 | 0 | 0 | 0 | 0 | |

| A/T CLUB RUSHING LEADERS * | |
|----------------------------|-------|
| Player | Yards |
| Davis, Troy | 5,188 |
| McDougall, Gerry | 4,270 |
| Bethea, Willie | 3,919 |
| Williams, Ronald | 3,703 |
| Edwards, Jimmy | 3,467 |
| Fleming, Dave | 3,398 |
| Hopkins, Andy | 2,629 |
| Cobb, DeAndra' | 2,380 |

* Hamilton totals only



| DEFENCE | TEAM TOTALS | 25 Knowlton, M | | | | | | | | 28 Johnson, J | | | | | | | | 9 Williams, R | | | | | | | | 23 Young, M | | | | | | | | | | | | |
|-------------------|-------------|----------------|------------|-----------|----------|----------|----------|-----------|----------|---------------|----------|----------|----------|----------|----------|----------|-----------|---------------|----------|----------|----------|----------|----------|-----------|----------|-------------|----------|----------|----------|----------|----------|----------|----------|----------|----------|----------|---|---|
| | | Gm | Date | Opp | DT | ST | QS | FF | Int | KD | FR | DT | ST | QS | FF | Int | KD | FR | DT | ST | QS | FF | Int | KD | FR | DT | ST | QS | FF | Int | KD | FR | | | | | | |
| 9 | Jun 29 | Ssk | 38 | 10 | 1 | 0 | 0 | 3 | 0 | 0 | 0 | 0 | 0 | 0 | 0 | 0 | 0 | 5 | 1 | 0 | 0 | 0 | 1 | 0 | 9 | 0 | 1 | 0 | 0 | 0 | 0 | 6 | 0 | 0 | 0 | 0 | 0 | 0 |
| 14 | Jul 06 | BC | 39 | 11 | 0 | 0 | 0 | 4 | 0 | 6 | 0 | 0 | 0 | 0 | 0 | 0 | 0 | 7 | 3 | 0 | 0 | 0 | 0 | 0 | 6 | 0 | 0 | 0 | 0 | 0 | 0 | 1 | 0 | 0 | 0 | 0 | 1 | 0 |
| 20 | Jul 14 | Tor | 47 | 10 | 1 | 1 | 1 | 2 | 1 | 7 | 0 | 0 | 0 | 0 | 0 | 0 | 0 | 8 | 0 | 0 | 0 | 0 | 0 | 0 | 6 | 0 | 0 | 0 | 0 | 0 | 0 | IL | | | | | | |
| 24 | Jul 21 | Mtl | 33 | 10 | 2 | 0 | 1 | 2 | 1 | 6 | 0 | 0 | 0 | 0 | 0 | 1 | 0 | 3 | 2 | 1 | 0 | 0 | 0 | 0 | 4 | 1 | 0 | 0 | 1 | 1 | 0 | IL | | | | | | |
| 27 | Jul 28 | Ssk | 33 | 11 | 2 | 1 | 1 | 4 | 1 | dnp | | | | | | | 3 | 0 | 0 | 0 | 0 | 0 | 0 | 4 | 2 | 0 | 0 | 0 | 0 | 1 | IL | | | | | | | |
| 31 | Aug 09 | Cgy | 41 | 12 | 0 | 1 | 0 | 3 | 1 | dnp | | | | | | | 6 | 3 | 0 | 0 | 0 | 0 | 0 | 6 | 0 | 0 | 0 | 0 | 0 | 0 | IL | | | | | | | |
| 33 | Aug 16 | Wpg | | | | | | | | | | | | | | | | | | | | | | | | | | | | | | | | | | | | |
| 37 | Aug 23 | Mtl | | | | | | | | | | | | | | | | | | | | | | | | | | | | | | | | | | | | |
| 43 | Sep 03 | Tor | | | | | | | | | | | | | | | | | | | | | | | | | | | | | | | | | | | | |
| 46 | Sep 08 | Tor | | | | | | | | | | | | | | | | | | | | | | | | | | | | | | | | | | | | |
| 50 | Sep 15 | Edm | | | | | | | | | | | | | | | | | | | | | | | | | | | | | | | | | | | | |
| 53 | Sep 21 | Wpg | | | | | | | | | | | | | | | | | | | | | | | | | | | | | | | | | | | | |
| 57 | Sep 28 | Mtl | | | | | | | | | | | | | | | | | | | | | | | | | | | | | | | | | | | | |
| 61 | Oct 05 | Edm | | | | | | | | | | | | | | | | | | | | | | | | | | | | | | | | | | | | |
| 65 | Oct 12 | BC | | | | | | | | | | | | | | | | | | | | | | | | | | | | | | | | | | | | |
| 72 | Oct 20 | Cgy | | | | | | | | | | | | | | | | | | | | | | | | | | | | | | | | | | | | |
| 74 | Oct 27 | Wpg | | | | | | | | | | | | | | | | | | | | | | | | | | | | | | | | | | | | |
| 77 | Nov 01 | Tor | | | | | | | | | | | | | | | | | | | | | | | | | | | | | | | | | | | | |
| 2012 TOTAL | | | 231 | 64 | 6 | 3 | 3 | 18 | 4 | 19 | 0 | 0 | 0 | 0 | 1 | 0 | 32 | 9 | 1 | 0 | 0 | 1 | 0 | 35 | 3 | 1 | 0 | 1 | 1 | 1 | 7 | 0 | 0 | 0 | 1 | 0 | | |

| DEFENCE | TEAM TOTALS | 2 Smith, Bo | | | | | | | | 5 Webb, D | | | | | | | | 26 Bucknor, M | | | | | | | | 31 Tisdale, G | | | | | | | | 35 Eiben, K | | | | | | | |
|-------------------|-------------|-------------|-----------|----------|----------|----------|----------|----------|----------|-----------|----------|----------|----------|----------|----------|----------|-----------|---------------|----------|----------|----------|----------|----------|----------|----------|---------------|----------|----------|----------|----------|----------|----------|----------|-------------|----------|----------|----------|----|----|--|--|
| | | Gm | Date | Opp | DT | ST | QS | FF | Int | KD | FR | DT | ST | QS | FF | Int | KD | FR | DT | ST | QS | FF | Int | KD | FR | DT | ST | QS | FF | Int | KD | FR | DT | ST | QS | FF | Int | KD | FR | | |
| 9 | Jun 29 | Ssk | 2 | 1 | 0 | 0 | 0 | 0 | 0 | 3 | 0 | 0 | 0 | 0 | 0 | 0 | 3 | 0 | 0 | 0 | 0 | 0 | 0 | 0 | 0 | 0 | 0 | 0 | 0 | 2 | 0 | 3 | 0 | 0 | 0 | 0 | 0 | | | | |
| 14 | Jul 06 | BC | 3 | 1 | 0 | 0 | 0 | 1 | 0 | 4 | 0 | 0 | 0 | 0 | 0 | 0 | 1 | 1 | 1 | 0 | 0 | 0 | 1 | 0 | 2 | 0 | 0 | 0 | 0 | 0 | 1 | 0 | 0 | 0 | 0 | 0 | 0 | | | | |
| 20 | Jul 14 | Tor | 5 | 0 | 0 | 1 | 0 | 0 | 0 | 5 | 1 | 0 | 0 | 0 | 0 | 0 | 0 | 0 | 0 | 0 | 0 | 1 | 0 | 3 | 0 | 0 | 0 | 0 | 1 | 0 | 0 | 2 | 0 | 0 | 0 | 0 | 0 | | | | |
| 24 | Jul 21 | Mtl | 4 | 1 | 0 | 0 | 0 | 0 | 0 | 1 | 0 | 0 | 0 | 0 | 0 | 0 | 0 | 4 | 0 | 0 | 0 | 0 | 0 | 0 | 1 | 0 | 0 | 0 | 0 | 0 | 0 | 2 | 0 | 0 | 0 | 0 | 0 | | | | |
| 27 | Jul 28 | Ssk | 3 | 2 | 0 | 0 | 1 | 1 | 0 | 5 | 0 | 0 | 0 | 0 | 1 | 0 | 4 | 0 | 0 | 0 | 0 | 0 | 0 | 1 | 0 | 0 | 0 | 0 | 0 | 0 | 0 | 1 | 0 | 0 | 0 | 0 | 0 | | | | |
| 31 | Aug 09 | Cgy | 4 | 2 | 0 | 0 | 0 | 0 | 0 | 3 | 0 | 0 | 0 | 0 | 0 | 0 | 4 | 1 | 0 | 0 | 0 | 0 | 0 | 1 | 0 | 0 | 0 | 0 | 0 | 0 | 0 | 0 | 0 | 0 | 0 | 0 | 0 | | | | |
| 33 | Aug 16 | Wpg | | | | | | | | | | | | | | | | | | | | | | | | | | | | | | | | | | | | | | | |
| 37 | Aug 23 | Mtl | | | | | | | | | | | | | | | | | | | | | | | | | | | | | | | | | | | | | | | |
| 43 | Sep 03 | Tor | | | | | | | | | | | | | | | | | | | | | | | | | | | | | | | | | | | | | | | |
| 46 | Sep 08 | Tor | | | | | | | | | | | | | | | | | | | | | | | | | | | | | | | | | | | | | | | |
| 50 | Sep 15 | Edm | | | | | | | | | | | | | | | | | | | | | | | | | | | | | | | | | | | | | | | |
| 53 | Sep 21 | Wpg | | | | | | | | | | | | | | | | | | | | | | | | | | | | | | | | | | | | | | | |
| 57 | Sep 28 | Mtl | | | | | | | | | | | | | | | | | | | | | | | | | | | | | | | | | | | | | | | |
| 61 | Oct 05 | Edm | | | | | | | | | | | | | | | | | | | | | | | | | | | | | | | | | | | | | | | |
| 65 | Oct 12 | BC | | | | | | | | | | | | | | | | | | | | | | | | | | | | | | | | | | | | | | | |
| 72 | Oct 20 | Cgy | | | | | | | | | | | | | | | | | | | | | | | | | | | | | | | | | | | | | | | |
| 74 | Oct 27 | Wpg | | | | | | | | | | | | | | | | | | | | | | | | | | | | | | | | | | | | | | | |
| 77 | Nov 01 | Tor | | | | | | | | | | | | | | | | | | | | | | | | | | | | | | | | | | | | | | | |
| 2012 TOTAL | | | 21 | 7 | 0 | 1 | 1 | 2 | 0 | 21 | 1 | 0 | 0 | 0 | 1 | 0 | 16 | 2 | 0 | 0 | 0 | 2 | 0 | 8 | 0 | 0 | 0 | 0 | 3 | 0 | 4 | 5 | 0 | 0 | 0 | 0 | 0 | | | | |

| DEFENCE | TEAM TOTALS | 93 Brown, R | | | | | | | | 94 McElveen, J | | | | | | | | 92 Rose, R | | | | | | | | 91 Boudreaux, B | | | | | | | | 90 Peach, G | | | | | | | |
|-------------------|-------------|-------------|----------|----------|----------|----------|----------|----------|----------|----------------|----|----|----|----|----|-----|----|------------|----|----|----|----|-----|----|----|-----------------|----|----|----|-----|----|----|----|-------------|----|----|-----|----|----|--|--|
| | | Gm | Date | Opp | DT | ST | QS | FF | Int | KD | FR | DT | ST | QS | FF | Int | KD | FR | DT | ST | QS | FF | Int | KD | FR | DT | ST | QS | FF | Int | KD | FR | DT | ST | QS | FF | Int | KD | FR | | |
| 9 | Jun 29 | Ssk | 1 | 0 | 0 | 0 | 0 | 0 | 0 | 2 | 0 | 0 | 0 | 0 | 0 | 0 | 1 | 0 | 0 | 0 | 0 | 0 | 0 | 1 | 0 | 0 | 0 | 0 | 0 | dnp | | | | | | | | | | | |
| 14 | Jul 06 | BC | 0 | 0 | 0 | 0 | 0 | 1 | 0 | 3 | 0 | 0 | 0 | 0 | 0 | 0 | 0 | 0 | 0 | 0 | 0 | 0 | 0 | 1 | 0 | 0 | 0 | 0 | 0 | dnp | | | | | | | | | | | |
| 20 | Jul 14 | Tor | 1 | 0 | 0 | 0 | 0 | 0 | 0 | 2 | 0 | 0 | 0 | 0 | 0 | 0 | 0 | 1 | 0 | 0 | 0 | 0 | 0 | 2 | 0 | 1 | 0 | 0 | 0 | dnp | | | | | | | | | | | |
| 24 | Jul 21 | Mtl | 1 | 0 | 0 | 0 | 0 | 0 | 0 | 2 | 0 | 0 | 0 | 0 | 0 | 0 | 0 | 0 | 0 | 0 | 0 | 0 | 0 | 2 | 0 | 0 | 0 | 0 | 0 | 2 | 0 | 1 | 0 | 0 | 0 | 0 | | | | | |
| 27 | Jul 28 | Ssk | 0 | 0 | 0 | 0 | 0 | 0 | 0 | 0 | 0 | 0 | 0 | 0 | 0 | 0 | 2 | 0 | 0 | 0 | 0 | 1 | 0 | 1 | 0 | 2 | 1 | 0 | 0 | 1 | 0 | 0 | 0 | 0 | 0 | 0 | | | | | |
| 31 | Aug 09 | Cgy | 3 | 0 | 0 | 0 | 0 | 0 | 0 | 2 | 0 | 0 | 0 | 0 | 0 | 0 | 1 | 0 | 0 | 0 | 0 | 0 | 0 | 2 | 0 | 0 | 0 | 0 | 0 | 2 | 0 | 0 | 0 | 0 | 1 | 0 | 0 | | | | |
| 33 | Aug 16 | Wpg | | | | | | | | | | | | | | | | | | | | | | | | | | | | | | | | | | | | | | | |
| 37 | Aug 23 | Mtl | | | | | | | | | | | | | | | | | | | | | | | | | | | | | | | | | | | | | | | |
| 43 | Sep 03 | Tor | | | | | | | | | | | | | | | | | | | | | | | | | | | | | | | | | | | | | | | |
| 46 | Sep 08 | Tor | | | | | | | | | | | | | | | | | | | | | | | | | | | | | | | | | | | | | | | |
| 50 | Sep 15 | Edm | | | | | | | | | | | | | | | | | | | | | | | | | | | | | | | | | | | | | | | |
| 53 | Sep 21 | Wpg | | | | | | | | | | | | | | | | | | | | | | | | | | | | | | | | | | | | | | | |
| 57 | Sep 28 | Mtl | | | | | | | | | | | | | | | | | | | | | | | | | | | | | | | | | | | | | | | |
| 61 | Oct 05 | Edm | | | | | | | | | | | | | | | | | | | | | | | | | | | | | | | | | | | | | | | |
| 65 | Oct 12 | BC | | | | | | | | | | | | | | | | | | | | | | | | | | | | | | | | | | | | | | | |
| 72 | Oct 20 | Cgy | | | | | | | | | | | | | | | | | | | | | | | | | | | | | | | | | | | | | | | |
| 74 | Oct 27 | Wpg | | | | | | | | | | | | | | | | | | | | | | | | | | | | | | | | | | | | | | | |
| 77 | Nov 01 | Tor | | | | | | | | | | | | | | | | | | | | | | | | | | | | | | | | | | | | | | | |
| 2012 TOTAL | | | 6 | 0 | 0 | 0 | 0 | 1 | 0 | | | | | | | | | | | | | | | | | | | | | | | | | | | | | | | | |



| DEFENCE | | | 41 Hood, J | | | | | | | | 4 Thomas, C | | | | | | | | 36 Brown, I | | | | | | | | 32 Rwabukamba, C | | | | | | | | | | | | | | | |
|-------------------|--------|-----|------------|----------|----------|----------|----------|----------|----------|-----------|-------------|----------|----------|----------|----------|----------|----------|----------|-------------|----------|----------|----------|----------|----------|----------|----------|------------------|----------|----------|----------|----------|----------|----------|----------|----------|----------|----------|---|--|--|--|--|
| Gm | Date | Opp | DT | ST | QS | FF | Int | KD | FR | DT | ST | QS | FF | Int | KD | FR | DT | ST | QS | FF | Int | KD | FR | DT | ST | QS | FF | Int | KD | FR | DT | ST | QS | FF | Int | KD | FR | | | | | |
| 9 | Jun 29 | Ssk | 0 | 2 | 0 | 0 | 0 | 0 | 0 | IL | | | | | | | 0 | 2 | 0 | 0 | 0 | 0 | 0 | 0 | 0 | 1 | 0 | 0 | 0 | 0 | 0 | 0 | 0 | 0 | 0 | 0 | 0 | 0 | | | | |
| 14 | Jul 06 | BC | 0 | 0 | 0 | 0 | 0 | 0 | 0 | IL | | | | | | | 0 | 3 | 0 | 0 | 0 | 0 | 0 | 0 | 0 | 1 | 0 | 0 | 0 | 0 | 0 | 0 | 0 | 0 | 0 | 0 | 0 | 0 | | | | |
| 20 | Jul 14 | Tor | 0 | 0 | 0 | 0 | 0 | 0 | 0 | 3 | 0 | 0 | 0 | 1 | 0 | 0 | 0 | 1 | 0 | 0 | 0 | 0 | 0 | 0 | 0 | 0 | 0 | 0 | 0 | 0 | 0 | 0 | 0 | 0 | 0 | 0 | 0 | 0 | | | | |
| 24 | Jul 21 | Mtl | 0 | 0 | 0 | 0 | 0 | 0 | 0 | 2 | 0 | 0 | 0 | 0 | 0 | 0 | 0 | 0 | 0 | 0 | 0 | 0 | 0 | 0 | 0 | 0 | 0 | 0 | 0 | 0 | 0 | 0 | 0 | 0 | 0 | 0 | 0 | 0 | | | | |
| 27 | Jul 28 | Ssk | 0 | 0 | 0 | 0 | 0 | 0 | 0 | 4 | 0 | 0 | 0 | 0 | 0 | 0 | dnp | | | | | | | | | | | | | | | | | | | | | | | | | |
| 31 | Aug 09 | Cgy | 0 | 0 | 0 | 0 | 0 | 0 | 0 | 2 | 0 | 0 | 0 | 0 | 0 | 0 | dnp | | | | | | | | | | | | | | | | | | | | | | | | | |
| 33 | Aug 16 | Wpg | | | | | | | | | | | | | | | | | | | | | | | | | | | | | | | | | | | | | | | | |
| 37 | Aug 23 | Mtl | | | | | | | | | | | | | | | | | | | | | | | | | | | | | | | | | | | | | | | | |
| 43 | Sep 03 | Tor | | | | | | | | | | | | | | | | | | | | | | | | | | | | | | | | | | | | | | | | |
| 46 | Sep 08 | Tor | | | | | | | | | | | | | | | | | | | | | | | | | | | | | | | | | | | | | | | | |
| 50 | Sep 15 | Edm | | | | | | | | | | | | | | | | | | | | | | | | | | | | | | | | | | | | | | | | |
| 53 | Sep 21 | Wpg | | | | | | | | | | | | | | | | | | | | | | | | | | | | | | | | | | | | | | | | |
| 57 | Sep 28 | Mtl | | | | | | | | | | | | | | | | | | | | | | | | | | | | | | | | | | | | | | | | |
| 61 | Oct 05 | Edm | | | | | | | | | | | | | | | | | | | | | | | | | | | | | | | | | | | | | | | | |
| 65 | Oct 12 | BC | | | | | | | | | | | | | | | | | | | | | | | | | | | | | | | | | | | | | | | | |
| 72 | Oct 20 | Cgy | | | | | | | | | | | | | | | | | | | | | | | | | | | | | | | | | | | | | | | | |
| 74 | Oct 27 | Wpg | | | | | | | | | | | | | | | | | | | | | | | | | | | | | | | | | | | | | | | | |
| 77 | Nov 01 | Tor | | | | | | | | | | | | | | | | | | | | | | | | | | | | | | | | | | | | | | | | |
| 2012 TOTAL | | | 0 | 2 | 0 | 0 | 0 | 0 | 0 | 11 | 0 | 0 | 0 | 1 | 0 | 0 | 0 | 6 | 0 | 0 | 0 | 0 | 0 | 0 | 0 | 0 | 4 | 0 | 0 | 0 | 0 | 0 | 0 | 0 | 0 | 0 | 0 | | | | | |

| DEFENCE | | | 34 Hinds, R | | | | | | | | 45 Kanya, N | | | | | | | | 47 Richardson, L | | | | | | | | | | | | | | | | | | | |
|-------------------|--------|-----|-------------|----------|----------|----------|----------|----------|----------|----------|-------------|----------|----------|----------|----------|----------|----------|----------|------------------|----------|----------|----------|----------|----------|----------|----------|----------|----------|----------|----------|----------|----------|----------|----------|----------|----------|----------|--|
| Gm | Date | Opp | DT | ST | QS | FF | Int | KD | FR | DT | ST | QS | FF | Int | KD | FR | DT | ST | QS | FF | Int | KD | FR | DT | ST | QS | FF | Int | KD | FR | DT | ST | QS | FF | Int | KD | FR | |
| 9 | Jun 29 | Ssk | IL | | | | | | | 0 | 0 | 0 | 0 | 0 | 0 | 0 | 0 | 1 | 0 | 0 | 0 | 0 | 0 | 0 | | | | | | | | | | | | | | |
| 14 | Jul 06 | BC | IL | | | | | | | 0 | 0 | 0 | 0 | 0 | 0 | 0 | 0 | 2 | 0 | 0 | 0 | 0 | 0 | 0 | | | | | | | | | | | | | | |
| 20 | Jul 14 | Tor | 1 | 0 | 0 | 0 | 0 | 0 | 0 | 0 | 2 | 0 | 0 | 0 | 0 | 0 | 0 | IL | | | | | | | | | | | | | | | | | | | | |
| 24 | Jul 21 | Mtl | 1 | 0 | 0 | 0 | 0 | 0 | 0 | 0 | 0 | 0 | 0 | 0 | 0 | 0 | 0 | IL | | | | | | | | | | | | | | | | | | | | |
| 27 | Jul 28 | Ssk | 0 | 2 | 0 | 0 | 0 | 0 | 0 | 0 | 1 | 0 | 0 | 0 | 0 | 0 | 0 | IL | | | | | | | | | | | | | | | | | | | | |
| 31 | Aug 09 | Cgy | 1 | 0 | 0 | 0 | 0 | 1 | 0 | 0 | 0 | 0 | 0 | 0 | 0 | 0 | 0 | IL | | | | | | | | | | | | | | | | | | | | |
| 33 | Aug 16 | Wpg | | | | | | | | | | | | | | | | | | | | | | | | | | | | | | | | | | | | |
| 37 | Aug 23 | Mtl | | | | | | | | | | | | | | | | | | | | | | | | | | | | | | | | | | | | |
| 43 | Sep 03 | Tor | | | | | | | | | | | | | | | | | | | | | | | | | | | | | | | | | | | | |
| 46 | Sep 08 | Tor | | | | | | | | | | | | | | | | | | | | | | | | | | | | | | | | | | | | |
| 50 | Sep 15 | Edm | | | | | | | | | | | | | | | | | | | | | | | | | | | | | | | | | | | | |
| 53 | Sep 21 | Wpg | | | | | | | | | | | | | | | | | | | | | | | | | | | | | | | | | | | | |
| 57 | Sep 28 | Mtl | | | | | | | | | | | | | | | | | | | | | | | | | | | | | | | | | | | | |
| 61 | Oct 05 | Edm | | | | | | | | | | | | | | | | | | | | | | | | | | | | | | | | | | | | |
| 65 | Oct 12 | BC | | | | | | | | | | | | | | | | | | | | | | | | | | | | | | | | | | | | |
| 72 | Oct 20 | Cgy | | | | | | | | | | | | | | | | | | | | | | | | | | | | | | | | | | | | |
| 74 | Oct 27 | Wpg | | | | | | | | | | | | | | | | | | | | | | | | | | | | | | | | | | | | |
| 77 | Nov 01 | Tor | | | | | | | | | | | | | | | | | | | | | | | | | | | | | | | | | | | | |
| 2012 TOTAL | | | 3 | 2 | 0 | 0 | 0 | 1 | 0 | 0 | 3 | 0 | 0 | 0 | 0 | 0 | 0 | 3 | 0 | 0 | 0 | 0 | 0 | 0 | 0 | 0 | 0 | 0 | 0 | 0 | 0 | 0 | 0 | 0 | 0 | 0 | 0 | |

2012 FIELD GOALS

| FIELD GOALS | | | 7 Congi, Luca | | | | | | | | | | | | | | | | | | | | | | | | | | | | | | | | | | | |
|-------------------|--------|-----|---------------|----------|-----------|------------|------------|-----------|----------|----------|-------------|-------|----|-------|----|-------|----|--------|----|---------------|----|----|---|---|---|---|------------|---|---|--|--|--|--|--|--|--|--|----|
| Gm | Date | Opp | FG Md | | | | FGs Missed | | | <20 yd | | 20-29 | | 30-39 | | 40-49 | | 50+ yd | | FG Made yards | | | | | | | Missed att | | | | | | | | | | | |
| | | | Att | Md | Lg | Yards | No | Yds | S | Att | Md | Att | Md | Att | Md | Att | Md | Att | Md | 1 | 2 | 3 | 4 | 5 | 6 | 7 | 1 | 2 | 3 | | | | | | | | | |
| 9 | Jun 29 | Ssk | 3 | 3 | 41 | 101 | 0 | 0 | 0 | 0 | 0 | 1 | 1 | 1 | 1 | 1 | 1 | 0 | 0 | 41 | 23 | 37 | | | | | | | | | | | | | | | | |
| 14 | Jul 06 | BC | 0 | 0 | 0 | 0 | 0 | 0 | 0 | 0 | 0 | 0 | 0 | 0 | 0 | 0 | 0 | 0 | 0 | | | | | | | | | | | | | | | | | | | |
| 20 | Jul 14 | Tor | 0 | 0 | 0 | 0 | 0 | 0 | 0 | 0 | 0 | 0 | 0 | 0 | 0 | 0 | 0 | 0 | 0 | | | | | | | | | | | | | | | | | | | |
| 24 | Jul 21 | Mtl | 2 | 1 | 22 | 22 | 1 | 42 | 1 | 0 | 0 | 1 | 1 | 1 | 0 | 0 | 0 | 0 | 0 | 22 | | | | | | | | | | | | | | | | | | 32 |
| 27 | Jul 28 | Ssk | 2 | 2 | 32 | 59 | 0 | 0 | 0 | 0 | 0 | 1 | 1 | 1 | 1 | 0 | 0 | 0 | 0 | 32 | 27 | | | | | | | | | | | | | | | | | |
| 31 | Aug 09 | Cgy | 2 | 2 | 43 | 65 | 0 | 0 | 0 | 0 | 0 | 1 | 1 | 0 | 0 | 1 | 1 | 0 | 0 | 43 | 22 | | | | | | | | | | | | | | | | | |
| 33 | Aug 16 | Wpg | | | | 0 | 0 | 0 | | | | | | | | | | | | | | | | | | | | | | | | | | | | | | |
| 37 | Aug 23 | Mtl | | | | 0 | 0 | 0 | | | | | | | | | | | | | | | | | | | | | | | | | | | | | | |
| 43 | Sep 03 | Tor | | | | 0 | 0 | 0 | | | | | | | | | | | | | | | | | | | | | | | | | | | | | | |
| 46 | Sep 08 | Tor | | | | 0 | 0 | 0 | | | | | | | | | | | | | | | | | | | | | | | | | | | | | | |
| 50 | Sep 15 | Edm | | | | 0 | 0 | 0 | | | | | | | | | | | | | | | | | | | | | | | | | | | | | | |
| 53 | Sep 21 | Wpg | | | | 0 | 0 | 0 | | | | | | | | | | | | | | | | | | | | | | | | | | | | | | |
| 57 | Sep 28 | Mtl | | | | 0 | 0 | 0 | | | | | | | | | | | | | | | | | | | | | | | | | | | | | | |
| 61 | Oct 05 | Edm | | | | 0 | 0 | 0 | | | | | | | | | | | | | | | | | | | | | | | | | | | | | | |
| 65 | Oct 12 | BC | | | | 0 | 0 | 0 | | | | | | | | | | | | | | | | | | | | | | | | | | | | | | |
| 72 | Oct 20 | Cgy | | | | 0 | 0 | 0 | | | | | | | | | | | | | | | | | | | | | | | | | | | | | | |
| 74 | Oct 27 | Wpg | | | | 0 | 0 | 0 | | | | | | | | | | | | | | | | | | | | | | | | | | | | | | |
| 77 | Nov 01 | Tor | | | | 0 | 0 | 0 | | | | | | | | | | | | | | | | | | | | | | | | | | | | | | |
| 2012 TOTAL | | | 9 | 8 | 43 | 247 | 1 | 42 | 1 | 0 | 0 </ | | | | | | | | | | | | | | | | | | | | | | | | | | | |



| PUNT RETURNS | | | TEAM TOTALS | | | | | 80 Williams, C | | | | | 89 Jones, O | | | | | | | | Others | | | | | | | | |
|-------------------|--------|-----|-------------|------|----|----|----|----------------|-----|----|----|----|-------------|-----|----|----|----|-----|----|----|--------|-----|----|----|----|-----|----|----|---|
| Gm | Date | Opp | No | Yds | LG | TD | 30 | No | Yds | LG | TD | 30 | No | Yds | LG | 30 | No | Yds | LG | 30 | No | Yds | LG | 30 | No | Yds | LG | 30 | |
| 9 | Jun 29 | Ssk | 3 | 18 | 13 | 0 | 0 | 2 | 12 | 13 | 0 | 0 | 1 | 6 | 6 | 0 | | | | | | | | | | | | | |
| 14 | Jul 06 | BC | 6 | 122 | 67 | 1 | 1 | 6 | 122 | 67 | 1 | 1 | 0 | | | | | | | | | | | | | | | | |
| 20 | Jul 14 | Tor | 7 | 124 | 89 | 1 | 1 | 4 | 113 | 89 | 1 | 1 | 3 | 11 | 7 | 0 | | | | | | | | | | | | | |
| 24 | Jul 21 | Mtl | 3 | 29 | 16 | 0 | 0 | 3 | 29 | 16 | 0 | 0 | 0 | | | | | | | | | | | | | | | | |
| 27 | Jul 28 | Ssk | 3 | 5 | 3 | 0 | 0 | 3 | 5 | 3 | 0 | 0 | 0 | | | | | | | | | | | | | | | | |
| 31 | Aug 09 | Cgy | 8 | 24 | 13 | 0 | 0 | 8 | 24 | 13 | 0 | 0 | 0 | | | | | | | | | | | | | | | | |
| 33 | Aug 16 | Wpg | | | | | | | | | | | | | | | | | | | | | | | | | | | |
| 37 | Aug 23 | Mtl | | | | | | | | | | | | | | | | | | | | | | | | | | | |
| 43 | Sep 03 | Tor | | | | | | | | | | | | | | | | | | | | | | | | | | | |
| 46 | Sep 08 | Tor | | | | | | | | | | | | | | | | | | | | | | | | | | | |
| 50 | Sep 15 | Edm | | | | | | | | | | | | | | | | | | | | | | | | | | | |
| 53 | Sep 21 | Wpg | | | | | | | | | | | | | | | | | | | | | | | | | | | |
| 57 | Sep 28 | Mtl | | | | | | | | | | | | | | | | | | | | | | | | | | | |
| 61 | Oct 05 | Edm | | | | | | | | | | | | | | | | | | | | | | | | | | | |
| 65 | Oct 12 | BC | | | | | | | | | | | | | | | | | | | | | | | | | | | |
| 72 | Oct 20 | Cgy | | | | | | | | | | | | | | | | | | | | | | | | | | | |
| 74 | Oct 27 | Wpg | | | | | | | | | | | | | | | | | | | | | | | | | | | |
| 77 | Nov 01 | Tor | | | | | | | | | | | | | | | | | | | | | | | | | | | |
| 2012 TOTAL | | | 30 | 322 | 89 | 2 | 2 | 26 | 305 | 89 | 2 | 2 | 4 | 17 | 7 | 0 | 0 | 0 | 0 | 0 | 0 | 0 | 0 | 0 | 0 | 0 | 0 | 0 | 0 |
| Avg | | | | 10.7 | | | | 11.7 | | | | | 4.3 | | | | | | | | | | | | | | | | |

| K/O RETURNS | | | TEAM TOTALS | | | | | 11 Giguere, S | | | | | 29 Walker, C | | | | | | | | Others | | | | | | | | | |
|-------------------|--------|-----|-------------|------|----|----|----|---------------|-----|----|----|----|--------------|-----|----|----|----|-----|----|----|--------|-----|----|----|----|-----|----|----|----|---|
| Gm | Date | Opp | No | Yds | LG | TD | 40 | No | Yds | LG | TD | 40 | No | Yds | LG | 40 | No | Yds | LG | 40 | No | Yds | LG | 40 | No | Yds | LG | 40 | | |
| 9 | Jun 29 | Ssk | 6 | 130 | 32 | 0 | 0 | 3 | 64 | 32 | 0 | 0 | 3 | 66 | 29 | 0 | | | | | | | | | | | | | | |
| 14 | Jul 06 | BC | 6 | 97 | 25 | 0 | 0 | 5 | 85 | 25 | 0 | 0 | 0 | 0 | 0 | 0 | | | | | | | | | | 1 | 12 | 12 | 0 | |
| 20 | Jul 14 | Tor | 4 | 53 | 19 | 0 | 0 | 1 | 19 | 19 | 0 | 0 | 2 | 32 | 17 | 0 | | | | | | | | | | 1 | 2 | 2 | 0 | |
| 24 | Jul 21 | Mtl | 4 | 102 | 32 | 0 | 0 | 2 | 45 | 28 | 0 | 0 | 2 | 57 | 32 | 0 | | | | | | | | | | | | | | |
| 27 | Jul 28 | Ssk | 5 | 94 | 30 | 0 | 0 | 4 | 74 | 30 | 0 | 0 | 1 | 20 | 20 | 0 | | | | | | | | | | | | | | |
| 31 | Aug 09 | Cgy | 5 | 97 | 22 | 0 | 0 | 2 | 40 | 21 | 0 | 0 | 3 | 57 | 22 | 0 | | | | | | | | | | | | | | |
| 33 | Aug 16 | Wpg | | | | | | | | | | | | | | | | | | | | | | | | | | | | |
| 37 | Aug 23 | Mtl | | | | | | | | | | | | | | | | | | | | | | | | | | | | |
| 43 | Sep 03 | Tor | | | | | | | | | | | | | | | | | | | | | | | | | | | | |
| 46 | Sep 08 | Tor | | | | | | | | | | | | | | | | | | | | | | | | | | | | |
| 50 | Sep 15 | Edm | | | | | | | | | | | | | | | | | | | | | | | | | | | | |
| 53 | Sep 21 | Wpg | | | | | | | | | | | | | | | | | | | | | | | | | | | | |
| 57 | Sep 28 | Mtl | | | | | | | | | | | | | | | | | | | | | | | | | | | | |
| 61 | Oct 05 | Edm | | | | | | | | | | | | | | | | | | | | | | | | | | | | |
| 65 | Oct 12 | BC | | | | | | | | | | | | | | | | | | | | | | | | | | | | |
| 72 | Oct 20 | Cgy | | | | | | | | | | | | | | | | | | | | | | | | | | | | |
| 74 | Oct 27 | Wpg | | | | | | | | | | | | | | | | | | | | | | | | | | | | |
| 77 | Nov 01 | Tor | | | | | | | | | | | | | | | | | | | | | | | | | | | | |
| 2012 TOTAL | | | 30 | 573 | 32 | 0 | 0 | 17 | 327 | 32 | 0 | 0 | 11 | 232 | 32 | 0 | 0 | 0 | 0 | 0 | 0 | 0 | 0 | 0 | 0 | 0 | 2 | 14 | 12 | 0 |
| Avg | | | | 19.1 | | | | 19.2 | | | | | 21.1 | | | | | | | | | | | | | | | | | |

OPPONENT GAME-BY-GAME SUMMARY

| Gm | Date | Opp | PUNT RETURNS | | | | | KICKOFF RETURNS | | | | |
|-------------------|--------|-----|--------------|------|----|----|----|-----------------|-----|----|----|----|
| | | | No | Yds | LG | TD | 30 | No | Yds | LG | TD | 40 |
| 9 | Jun 29 | Ssk | 4 | 26 | 13 | 0 | 0 | 6 | 117 | 30 | 0 | 0 |
| 14 | Jul 06 | BC | 6 | 157 | 81 | 1 | 2 | 7 | 139 | 46 | 0 | 1 |
| 20 | Jul 14 | Tor | 7 | 89 | 50 | 0 | 1 | 5 | 112 | 32 | 0 | 0 |
| 24 | Jul 21 | Mtl | 4 | 24 | 12 | 0 | 0 | 6 | 143 | 35 | 0 | 0 |
| 27 | Jul 28 | Ssk | 6 | 63 | 23 | 0 | 0 | 6 | 168 | 43 | 0 | 1 |
| 31 | Aug 09 | Cgy | 8 | 88 | 42 | 0 | 1 | 4 | 84 | 35 | 0 | 0 |
| 33 | Aug 16 | Wpg | | | | | | | | | | |
| 37 | Aug 23 | Mtl | | | | | | | | | | |
| 43 | Sep 03 | Tor | | | | | | | | | | |
| 46 | Sep 08 | Tor | | | | | | | | | | |
| 50 | Sep 15 | Edm | | | | | | | | | | |
| 53 | Sep 21 | Wpg | | | | | | | | | | |
| 57 | Sep 28 | Mtl | | | | | | | | | | |
| 61 | Oct 05 | Edm | | | | | | | | | | |
| 65 | Oct 12 | BC | | | | | | | | | | |
| 72 | Oct 20 | Cgy | | | | | | | | | | |
| 74 | Oct 27 | Wpg | | | | | | | | | | |
| 77 | Nov 01 | Tor | | | | | | | | | | |
| 2012 TOTAL | | | 35 | 447 | 81 | 1 | 4 | 34 | 763 | 46 | 0 | 2 |
| Avg | | | | 12.8 | | | | 22.4 | | | | |