

HT17-269

NEMA 17 High Torque Step Motor



Product Features

- *2-phase hybrid step motor*
- *High torque design*
- *Standard NEMA 17 dimensions*
- *Series or parallel wiring*

Description

Product Description:






The HT17-269 two-phase stepper motor is suitable for a wide range of motion control applications. Terminated with 8 motor leads, the motor can be connected in a few different ways, including bipolar series and bipolar parallel.

Specifications

Part Number:	HT17-269
Frame Size:	NEMA 17
Motor Type:	High torque
Part Number w/Double Shaft:	HT17-269D
Part Number w/Encoder:	HT17-269D-WAA
Motor Length:	1.35 inches
Number of Lead Wires:	8
Lead Wire Configuration:	flying leads, no connector
Lead Wire/Cable Length:	12 inches inches
Lead Wire Gauge:	26 AWG
Unipolar Holding Torque:	24.0 oz-in
Bipolar Holding Torque:	34.0 oz-in
Step Angle:	1.8 deg
Bipolar Series Current:	0.28 A/phase
Bipolar Series Resistance:	48.0 Ohms/phase
Bipolar Series Inductance:	54.0 mH/phase
Bipolar Parallel Current:	0.57 A/phase
Bipolar Parallel Resistance:	12.0 Ohms/phase
Bipolar Parallel Inductance:	13.5 mH/phase
Unipolar Current:	0.40 A/phase
Unipolar Resistance:	24.0 Ohms/phase
Unipolar Inductance:	13.5 mH/phase
Rotor Inertia:	7.6E-04 oz-in-sec ²
Integral Gearhead:	No
Weight:	0.5 lbs
Storage Temperature:	-30 to 70 °C

Operating Temperature:	-20 to 50 °C
Insulation Class:	Class B (130 °C)
Shaft Run Out:	0.001 inch T.I.R. max
Radial Play:	0.0008 inch max w/ 1.1 lb load
End Play:	0.003 inch max w/ 1.1 lb load
Perpendicularity:	0.004 inches
Concentricity:	0.002 inches

Downloads

Datasheet:	 <u>StepMotorWiring-8-lead-striped.pdf</u>  <u>Stepper Motor Life data-110817.pdf</u>
Product PDF - S3 Link:	http://s3.amazonaws.com/applied-motion-pdf/HT17-269.pdf
2D Drawing:	 <u>HT17-269 RevE.pdf</u>
3D Drawing:	 <u>17HT33D.igs</u>  <u>HT17_34mm_wWAA_encoder.igs</u>