

SERVICE BULLETIN

BRIGGS & STRATTON TECHNOLOGIES

Automotive Systems Group

TO CENTRAL SERVICE DISTRIBUTOR,
AUTHORIZED AUTOMOTIVE SERVICE DISTRIBUTOR,
AS-1975 MANUAL OWNERS

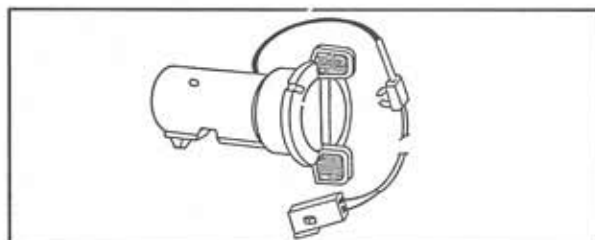
SUBJECT V.A.T.S. LOCK APPLICATION GUIDE

No. 1115
DATE 6-3-90
FILE IN Bulletin
Binder

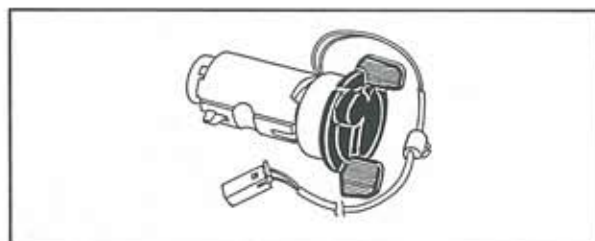
There are currently four (4) styles of V.A.T.S. ignition locks being used by General Motors Corp. Please consult the proper year and application in this book to verify part number vs. model of vehicle.

WARNING: Do not cut and solder wires on a V.A.T.S. ignition lock as this will cause an intermittent ignition failure. Always replace the entire lock and wiring lead assembly.

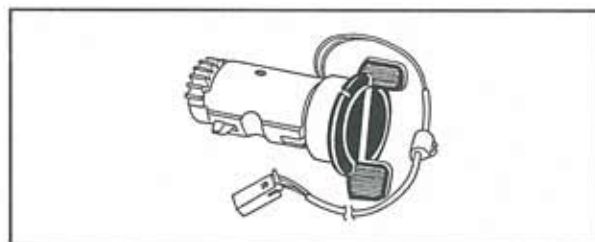
700754 – Corvette, Camaro and
Firebird with automatic transmission.



700938 – Corvette, Camaro and
Firebird with manual transmission.



700930 – Cadillac Allante, Seville, Eldorado,
Buick Reatta, Olds Toronado.



***701286** – 1990 Cadillac DeVille
1991 Buick Riviera
1991 Olds 88
1991 Olds Touring Sedan



*See Service Bulletin No. AS-1113 for special installation instruction.

If you have additional questions, please contact your local Authorized Automotive Briggs & Stratton Technologies Lock and Key Distributor.