

STRATTEC®



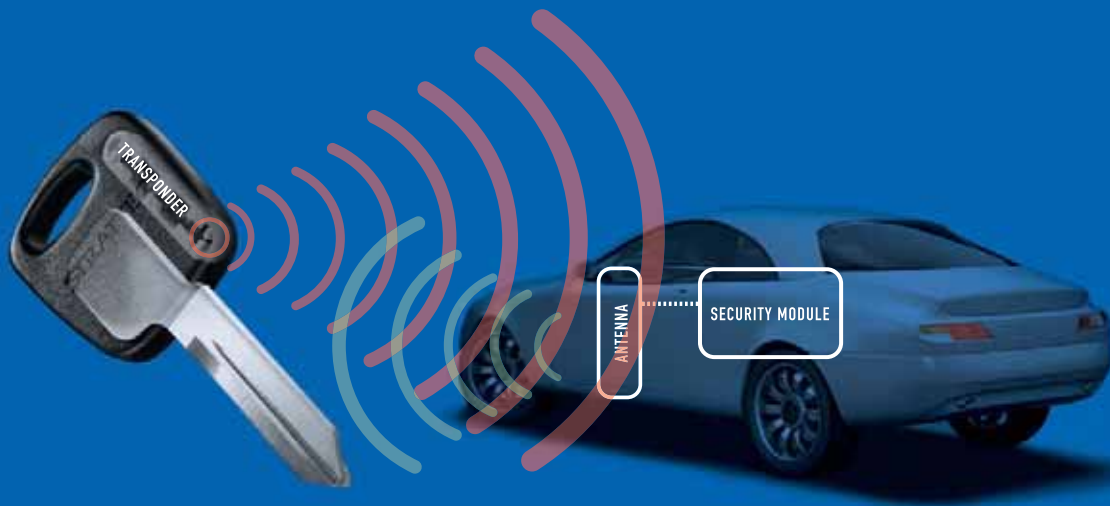
TRANSPONDER GUIDE | 2005



Simple mechanical auto locks are rapidly losing ground to the next generation of lock technology — transponder keys. In this innovative system, an electronic chip (the transponder) imbedded in the key transmits and verifies a code with the car's on-board computer systems, allowing the car to start. If someone attempts to start the vehicle without the correct programmed key the car will not start.

HOW A TRANSPONDER KEY WORKS. AND WHY IT CAN WORK WONDERS FOR YOUR BUSINESS.

Transponder technology represents a major advance in theft protection — and a profitable opportunity for you. Since its introduction in 1996, transponder key use has grown to over 70 million cars in North America today. And with replacement costs currently averaging \$50 to \$300 per key, your reward in servicing the technology will match the vehicle owner's satisfaction of being protected by it.



MODEL YEAR I.D. BY VIN

Typical VIN*	1	4	2	W	G	1	5	8	X	Y	5	0	6	9	7	3	4
VIN Character	1	2	3	4	5	6	7	8	9	10	11	12	13	14	15	16	17
MODEL YEAR	<p>V = 1997 W = 1998 X = 1999 Y = 2000 1 = 2001 2 = 2002 3 = 2003 4 = 2004 5 = 2005</p>																

WE'VE BUILT EVERYTHING INTO OUR TOOLS. INCLUDING OUR REPUTATION.



CODE-SEEKER™

Part #708884

INTRODUCING CODE-SEEKER FROM STRATTEC. It's not just a new automotive programming tool — it's a money-making machine.

On the job, CODE-SEEKER is easy to use and adapt; it adds, erases and programs keys; it's fully upgradeable to accommodate future vehicles and features an ergonomic slim line design.

And with CODE-SEEKER's low price, you'll put more money in your pocket — not into expensive tools and unpredictable upgrade fees.

OUTSTANDING PERFORMANCE!

STRATTEC, the world leader in automotive lock technology, offers accurate and reliable 24-7 customer service with its toll-free tech line and support. Leasing options available call CODE-SEEKER sales at 877-251-8798 to order your money-making machine today.



Visit aftermarket.strattec.com for more information.

Utilizing cutting edge technology, our QUICK-CODE cloning tool has the ability to duplicate and display the transponder's permanent code as well as identify transponder presence. It is fitted with the most innovative electronic components and the software is easily updated. Included is our revolutionary service and the security of knowing we back our cloning tools with **FREE UPGRADES FOR LIFE.**

The QUICK-CODE is easy to use with on-screen instructions that are clear and easy to follow. Its side-fitted antenna allows keys to be read without removing from the key ring. Extremely versatile, it comes with USB and RS232 interface for linking to a computer. This allows for simple high-speed data transfer.



QUICK-CODE™

Part #708883

Visit aftermarket.strattec.com for more information.



ORIGINATE NEW MASTER KEY:

1. Put the new key into the ignition cylinder and turn to the ON position. The dashboard security light will turn on and remain on for ten minutes.
2. Once the dashboard security light turns off, you have 60 seconds to start Step 2. Turn the ignition cylinder to OFF, then turn it back to the ON position. The dashboard security light will turn on and stay on for an additional ten minutes.
3. Repeat of Step 2.
4. Once the dashboard security light has turned off for the third time, the key will be able to function in the car. It has been programmed into the car's computer and has replaced ALL previous electronic key codes — the computer will not recognize any other key.

ADD DUPLICATE KEY:

1. Put the current key into the ignition.
2. Turn the ignition ON and back to OFF.
3. Remove the current key and insert the new key, turning it ON. You MUST do this within 15 seconds.
4. The security light will switch on for two seconds, confirming that the key has been successfully programmed into the vehicle.



ORIGINATE NEW MASTER KEY:

1. Put the new key into the ignition. Turn it to the ON position. The dashboard security light will flash for 15 minutes.
2. Once the dashboard security light stops flashing, you have five minutes to begin Step 2. Turn the ignition OFF and then back to the ON position. The dashboard security light will flash for 15 additional minutes.
3. Repeat of Step 2.
4. Once the dashboard security light has turned off for the third time, the key will be able to function in the car. It has been programmed into the car's computer and has replaced ALL previous electronic key codes — the computer will not recognize any other key.

ADD DUPLICATE KEY:

1. Put the current key into the ignition.
2. Turn the ignition ON and back to OFF.
3. Remove the current key and insert the new key, turning it ON. You MUST do this within 15 seconds.
4. The security light will switch on for two seconds, confirming that the key has been successfully programmed into the vehicle.

**ADD KEY** (requires two working keys):

1. Put a current key into the ignition.
2. Turn the ignition to ON, then back to the OFF position.
3. Remove the key and insert a second key. Turn it ON and back to the OFF position. You **MUST** do this within five seconds.
4. Before ten seconds have elapsed, put a new key in and turn the ignition ON. After one second, turn the key back to the OFF position.
5. The dashboard security light will glow for three seconds. This confirms the programming of the new key has been successful.

**ORIGINATE NEW MASTER KEY** or **ADD KEY**:

1. Put new key into ignition and turn it ON. Turn back to the LOCK position. Repeat this five times rapidly — the lock cannot stay in any one position longer than one second during Step 1.
2. Turn the key to the ON position. The dashboard security light should flash. In the next 20 seconds, turn the key to LOCK. The key should rest in that position for five minutes. After this time has elapsed, the security light's rate of flashing will be much slower.
3. Enter the code password within 20 seconds.
4. You can obtain the code password by giving Mazda the vehicle's Immobilizer Unit serial number. It is an eight digit number, unique to each Immobilizer Unit.
5. Turn the ignition ON while watching the flashing security light. Count the number of flashes. When the number of flashes equals the first digit of the password, turn the key back to the LOCK position.
6. Within thirty seconds, turn the key to ON and count the flashes. When the number of flashes matches the value of the second digit of the password, turn the key back to the LOCK position.
7. Repeat Step 6 until all eight password digits are entered.
NOTE: Turn the key from one position to the other **ONLY** when the security light is **NOT** illuminated. If you lose count or make a mistake, wait 45 seconds and start over at Step 1.
8. The password has been entered successfully when the dashboard security light remains on with no flashing.
9. Start the vehicle. Within two seconds, the security light should turn off.
10. To add additional new keys, put them in the ignition and start the car within 20 seconds of removing the original key.
11. Thirty seconds after the last key has been removed, the vehicle will return to normal operation, ending the programming mode.

**TO DELETE ALL BUT ONE KEY FROM THE UNIT:**

1. Depress and release brake and accelerator pedals once, doing both at the same time.
2. Put an existing master key into the ignition. Leave the key in the LOCK position; do not turn it.
3. Press and release the accelerator pedal, six times, within 15 seconds of inserting the key.
4. Within 20 seconds of Step 3, press and release the brake pedal seven times.
5. The dashboard security light will flash. This confirms that all keys (except the one currently being used) have been deleted.
6. Within ten seconds, remove the key from the ignition cylinder. This is now the only key still programmed to work.

ADD KEY:

1. Press and release the brake and accelerator pedals once, doing both at the same time.
2. Put the existing master key into the ignition.
3. Press and release the accelerator pedal five times within 15 seconds.
4. Press and release the brake pedal six times within 20 seconds and remove key.
5. Insert new key into ignition within ten seconds.
6. Press and release the accelerator pedal once within ten seconds.
7. The security light will turn off after 80 seconds. This indicates that the new key is now registered.
8. Remove new key. Press and release the brake pedal once.

**ADD KEY (Must have two programmed Sentry Keys):**

1. Put one of the two current keys into the ignition and turn to the ON position.
2. After the key has been in the ON position for at least three seconds — but no more than 15 seconds — turn the key back to the OFF position.
3. Take the key out, and put in the second current key, turning it to the ON position, all within 15 seconds. The second key cannot be the same as the first key.
4. After ten seconds, a theft alarm light will illuminate and a single chime will sound. This confirms entry into “Customer Programming Mode”.
5. Within 60 seconds, turn key OFF and remove the current key.
6. Put a new key into the ignition and turn to the ON position.
7. After ten seconds, a single chime will sound. The theft alarm light will turn off. Wait three seconds and turn key OFF.
8. Repeat these steps for additional keys.

ON-BOARD PROGRAM

7

2001+ GM "Export" vehicles

equipped with the PK3+ system. Export vehicles are easily identified by a "2 or 3" digit in the first position of the VIN Number.



ORIGINATE NEW MASTER KEY: (Master Keys must be used)

1. To do this, make appropriate cuts into a GM Master Key.
2. Put the new working key into the ignition. Turn it to the ON position. This will trigger the theft light, which will stay lit for approximately ten minutes.
3. Once the light turns off, repeat Step #2, two more times.
4. When the theft light turns off, the new key is programmed.

TO PROGRAM THE SECOND KEY:

1. Put in a second Master Key and turn it ON, within 20 seconds of finishing the last step for the first key.
2. The key is programmed when the light turns off.
3. Repeat these steps for programming up to 12 additional keys.

ADD KEY: (Must have two programmed Sentry Keys)

1. Put the first working key into the ignition.
2. Turn the key to the ON position.
3. Remove the key when the security light turns off.
4. Put the second working key into the ignition and turn it to the ON position.
5. Remove the key when the security light turns off.
6. Put in the new duplicate key and turn the ignition ON.
7. The key has been programmed when the security light turns off.

ON-BOARD PROGRAM

8

2001+ FORD FOCUS, FORD ESCAPE 2001+ MAZDA TRIBUTE ONLY



ORIGINATE NEW MASTER KEY:

Two pre-programmed keys are required to program additional keys with this on-board programming method.

ADD KEY: (Requires two working keys)

1. Put the existing key into the ignition.
2. Turn the ignition ON, then turn it OFF again.
3. Within five seconds, take out the existing key and put in a second key, turning it to ON and back OFF.
4. Within ten seconds, put in the new key and turn it on. After one second, turn it OFF.
5. The security light will glow for three seconds. This confirms the new key has been programmed successfully.
6. After the key has been programmed, it MUST remain in the ignition for 20 minutes to fully complete the programming procedure. **Do NOT remove the key!** If an attempt is made to start the vehicle or remove the key from the ignition before 20 minutes have elapsed, the keys will not function properly. The programming procedure will have to be repeated from Step 1.

OBP: ON-BOARD PROGRAMMING

MAKE	MODEL	YEAR(S)	SSC P/N	OBP #	QUICK-CODE	CODE-SEEKER	OE TOOL	EZ #
Acura	CL & TL	1999-03	692246			Code-Seeker	PGM	HD106-PT
Acura	CL & TL	1999-03	692057		Quick-Code			HD106-PT5
Acura	Integra	2000-01	692246			Code-Seeker	PGM	HD106-PT
Acura	Integra	2000-01	692057		Quick-Code			HD106-PT5
Acura	MDX	2001-04	692246			Code-Seeker	PGM	HD106-PT
Acura	MDX	2001-04	692057		Quick-Code			HD106-PT5
Acura	NSX	1997-04	692246			Code-Seeker	PGM	HD106-PT
Acura	NSX	1997-04	692057		Quick-Code			HD106-PT5
Acura	RL	1997-04	692246			Code-Seeker	PGM	HD106-PT
Acura	RL	1997-04	692057		Quick-Code			HD106-PT5
Acura	RSX	2002-04	692246			Code-Seeker	PGM	HD106-PT
Acura	RSX	2002-04	692057		Quick-Code			HD106-PT5
Acura	TL	1999-04	692246			Code-seeker	PGM	HD106-PT
Acura	TL	1999-04	692057		Quick-Code			HD106-PT
Acura	TSX	2004				Code-Seeker		
Audi	A4	2000-04				Code-Seeker		
Audi	A6	2000-04				Code-Seeker		
Audi	A8	2000-04				Code-Seeker		
Audi	Allroad Quattro	2001-04				Code-Seeker		
Audi	S4	2000-03				Code-Seeker		
Audi	TT	2001-04				Code-Seeker		
Buick	Allure (Canada)	2005	691205	OBP-1				
Buick	LaCrosse	2005	691205	OBP-1				
Buick	LeSabre	2000-04	690898	OBP-1			Tech II	B99-PT
Buick	LeSabre	2000-04	692065		Quick-Code			B99-PT5
Buick	Park Avenue	1997-04	690552	OBP-1			Tech II	B97-PT
Buick	Park Avenue	1997-04	692064		Quick-Code			B97-PT5
Buick	Rendezvous	2002-04	690898	OBP-1			Tech II	B99-PT
Buick	Rendezvous	2002-04	692065		Quick-Code			B99-PT5
Cadillac	CTS	2003-04	692139	OBP-7			Tech II	
Cadillac	Catera	2000-01				Code-Seeker	Tech II	
Cadillac	Catera	1997-99						
Cadillac	DeVille	2000-04	690898	OBP-1			Tech II	B99-PT
Cadillac	DeVille	2000-04	692065		Quick-Code			B99-PT5
Cadillac	Seville	1997-04	690898	OBP-1			Tech II	B99-PT
Cadillac	Seville	1997-04	692065		Quick-Code			B99-PT5
Chevrolet	Uplander	2005	690552					
Chevrolet	Venture Van	1999-04	690552	OBP-1 or 7			Tech II	B97-PT
Chevrolet	Venture Van	1999-04	692064		Quick-Code			B97-PT5
Chrysler	300 M	1998-04	692325	OBP-6		Code-Seeker	DART	Y160-PT
Chrysler	Cirrus Sedan	1998-02	692325	OBP-6		Code-Seeker	DART	Y160-PT
Chrysler	Concorde	1998-04	692325	OBP-6		Code-Seeker	DART	Y160-PT
Chrysler	New Yorker	1998-01	692325	OBP-6		Code-Seeker	DART	Y160-PT
Chrysler	Pacifica	2004-05	692352	OBP-6				
Chrysler	PT Cruiser	2001-05	692325	OBP-6		Code-Seeker	DART	Y160-PT
Chrysler	Sebring 2 Door	2001-05	692353			Code-Seeker	MUT-II	
Chrysler	Sebring 4 Door	2001-05	692325	OBP-6		Code-Seeker	DART	Y160-PT
Chrysler	Sebring Convertible	1998-05	692325	OBP-6		Code-Seeker	DART	Y160-PT

OBP: ON-BOARD PROGRAMMING

MAKE	MODEL	YEAR(S)	SSC P/N	OBP#	QUICK-CODE	CODE-SEEKER	OE TOOL	EZ #
Chrysler	Sebring Coupe	2001-05	692353	OBP-6		Code-Seeker		
Chrysler	Town & Country Van	2001-03	692325	OBP-6		Code-Seeker	DART	Y160-PT
Chrysler	Town & Country Van	2004	692352	OBP-6				6 Button
Chrysler	Town & Country Van	2004	692352	OBP-6				3 Button
Chrysler	Town & Country Van	2004	692352	OBP-6				RFID only
Daewoo	Lanos	2001-03			Quick-Code			
Daewoo	Leganza	2001-03			Quick-Code			
Daewoo	Nubria	2001-03			Quick-Code			
Dodge	Caravan LE, SE, Grand	2001-03	692325	OBP-6		Code-Seeker	DART	Y160-PT
Dodge	Caravan LE, SE, Grand	2004	692352	OBP-6				6 Button
Dodge	Caravan LE, SE, Grand	2004	692352	OBP-6				3 Button
Dodge	Caravan LE, SE, Grand	2004	692352	OBP-6				RFID only
Dodge	Dakota	2001-04	692325	OBP-6		Code-Seeker	DART	Y160-PT
Dodge	Durango	2001-03	692325	OBP-6		Code-Seeker	DART	Y160-PT
Dodge	Durango	2004-05	692352	OBP-6				3 Button
Dodge	Durango	2005	692352	OBP-6				RFID only
Dodge	Intrepid	1998-04	692325	OBP-6		Code-Seeker	DART	Y160-PT
Dodge	Neon	2000-04	692325	OBP-6		Code-Seeker	DART	Y160-PT
Dodge	Ram	2002-04	692325	OBP-6		Code-Seeker	DART	Y160-PT
Dodge	Stratus 2 Door	2001-04	692353			Code-Seeker	MUT-II	
Dodge	Stratus 4 Door	1999-04	692325	OBP-6		Code-Seeker	DART	Y160-PT
Dodge	Stratus Coupe	2001-05	692353	OBP-6		Code-Seeker		
Dodge	Voyager Van	2001-03	692325	OBP-6		Code-Seeker	DART	Y160-PT
Eagle	Vision	1998	692325	OBP-6		Code-Seeker	DART	Y160-PT
Ford	Contour, All	1997-2/98	692055	OBP-2		Code-Seeker	NGS	H73-PT
Ford	Contour V6	3/98-00	692055	OBP-3		Code-Seeker	NGS	H73-PT
Ford	Crown Victoria	1998-02	597602	OBP-3		Code-Seeker	NGS	H72-PT
Ford	Crown Victoria	1998-02	598333	OBP-3		Code-Seeker	NGS	H72-PT
Ford	Crown Victoria	1998-02	692574		Quick-Code			
Ford	Crown Victoria	2003-05	599114	OBP-3		Code-Seeker	NGS	
Ford	Escape	2001-04	691643	OBP-8		Code-Seeker	NGS	H86-PT
Ford	Escape	2005	599114	OBP-3		Code-Seeker	NGS	
Ford	Hybrid Escape	2005	599114	OBP-3		Code-Seeker	NGS	
Ford	Excursion	2000-04	597602	OBP-3		Code-Seeker	NGS	H72-PT
Ford	Excursion	2000-04	598333	OBP-3		Code-Seeker	NGS	H72-PT
Ford	Excursion	2000-04	692574		Quick-Code			
Ford	Expedition	1997-Mid 98	597602	OBP-2		Code-Seeker	NGS	H72-PT
Ford	Expedition	1997-Mid 98	598333	OBP-2		Code-Seeker	NGS	H72-PT
Ford	Expedition	Mid 1998-02	597602	OBP-3		Code-Seeker	NGS	H72-PT
Ford	Expedition	Mid 1998-02	598333	OBP-3		Code-Seeker	NGS	H72-PT
Ford	Expedition	2003-05	599114	OBP-3		Code-Seeker	NGS	
Ford	Expedition	1997-02	692574		Quick-Code			
Ford	Explorer	1998-Mid 01	597602	OBP-3		Code-Seeker	NGS	H72-PT
Ford	Explorer	1998-Mid 01	598333	OBP-3		Code-Seeker	NGS	H72-PT
Ford	Explorer	Mid 2001-05	599114	OBP-3		Code-Seeker	NGS	
Ford	Explorer Sport Trac	Mid 99-Mid 01	597602	OBP-3		Code-Seeker	NGS	H72-PT
Ford	Explorer Sport Trac	Mid 99-Mid 01	598333	OBP-3		Code-Seeker	NGS	H72-PT
Ford	Explorer Sport Trac	Mid 01-05	599114	OBP-3		Code-Seeker	NGS	

MAKE	MODEL	YEAR(S)	SSC P/N	OBP#	QUICK-CODE	CODE-SEEKER	OE TOOL	EZ #
Ford	Explorer Sport Trac	1998-01	692574		Quick-Code			
Ford	Five Hundred	2005	599114	OBP-3		Code-Seeker	NGS	
Ford	F-Series Truck	1999-03	597602	OBP-3		Code-Seeker	NGS	H72-PT
Ford	F-Series Truck	1999-04	598333	OBP-3		Code-Seeker	NGS	H72-PT
Ford	F-Series Truck	1999-04	692574		Quick-Code			
Ford	F-Series Truck	2004-05	599114	OBP-3		Code-Seeker	NGS	
Ford	Focus	2000-05	691643	OBP-8		Code-Seeker	NGS	H86-PT
Ford	Focus	2006	599114	OBP-3		Code-Seeker	NGS	
Ford	Freestar	2004-05	599114	OBP-3		Code-Seeker	NGS	
Ford	Freestyle	2005	599114	OBP-3			NGS	
Ford	Heavy Trucks	2000-02	597602	OBP-3		Code-Seeker	NGS	H72-PT
Ford	Heavy Trucks	2000-02	598333	OBP-3		Code-Seeker	NGS	H72-PT
Ford	Heavy Trucks	2000-02	692574	OBP-3	Quick-Code	Code-Seeker	NGS	
Ford	Mustang (8 cut)	1996-97	597602	OBP-2		Code-Seeker	NGS	H72-PT
Ford	Mustang (8 cut)	1996-97	598333	OBP-2		Code-Seeker	NGS	H72-PT
Ford	Mustang	1997-04	597602	OBP-3		Code-Seeker	NGS	H72-PT
Ford	Mustang	1997-04	598333	OBP-3		Code-Seeker	NGS	H72-PT
Ford	Mustang	1997-04	692574		Quick-Code			
Ford	Mustang (10 cut)	1996	692055	OBP-2		Code-Seeker	NGS	H73-PT
Ford	Mustang	2005	599114	OBP-3		Code-Seeker	NGS	
Ford	Ranger	1999-00	597602	OBP-3		Code-Seeker	NGS	H72-PT
Ford	Ranger	1999-00	598333	OBP-3		Code-Seeker	NGS	H72-PT
Ford	Ranger	2001-04	599114	OBP-3		Code-Seeker	NGS	
Ford	Ranger V6	1999-00	692574		Quick-Code			
Ford	Taurus	1996-99	597602	OBP-2		Code-Seeker	NGS	H72-PT
Ford	Taurus	1996-99	598333	OBP-2		Code-Seeker	NGS	H72-PT
Ford	Taurus	1996-99	692574		Quick-Code			
Ford	Taurus	2000-05	599114	OBP-3		Code-Seeker	NGS	
Ford	Thunderbird	2001-02	691643	OBP-3		Code-Seeker	NGS	H74-PT
Ford	Thunderbird	2003-04	599114	OBP-3		Code-Seeker	NGS	
Ford	Windstar	1998-00	597602	OBP-3		Code-Seeker	NGS	H72-PT
Ford	Windstar	1998-00	598333	OBP-3		Code-Seeker	NGS	H72-PT
Ford	Windstar	2001-03	599114	OBP-3		Code-Seeker	NGS	
Ford	Windstar	1999-00	692574		Quick-Code			
Honda	Accord	1998-02	692246			Code-Seeker	PGM	HD106-PT
Honda	Accord	1998-02	692057		Quick-Code			HD106-PT5
Honda	Accord	2003-04	692247			Code-Seeker	PGM	
Honda	Accord	2003-04	692082		Quick-Code		PGM	
Honda	Civic	2003-04	692247			Code-Seeker	PGM	H001-PT
Honda	Civic	2003-04	692082		Quick-Code			H001T5
Honda	Civic	2001-02	692246			Code-Seeker	PGM	HD106-PT
Honda	Civic	2001-02	692057		Quick-Code			HD106-PT5
Honda	CR-V	2002-04	692247			Code-Seeker	PGM	H001-PT
Honda	CR-V	2002-04	692082		Quick-Code			H001T5
Honda	Element	2003-04	692247			Code-Seeker	PGM	H001-PT
Honda	Element	2003-04	692082		Quick-Code			H001T5
Honda	Insight	2000-04	692246			Code-Seeker	PGM	HD106-PT
Honda	Insight	2000-04	692057		Quick-Code			HD106-PT5

OBP: ON-BOARD PROGRAMMING

MAKE	MODEL	YEAR(S)	SSC P/N	OBP#	QUICK-CODE	CODE-SEEKER	OE TOOL	EZ#
Honda	Odyssey	1998-02	692246			Code-Seeker	PGM	HD106-PT
Honda	Odyssey	1998-02	692057		Quick-Code			HD106-PT5
Honda	Odyssey	2003-04	692247			Code-Seeker	PGM	H001-PT
Honda	Odyssey	2003-04	692082		Quick-Code			H001T5
Honda	Pilot	2003-04	692247			Code-Seeker	PGM	H001-PT
Honda	Pilot	2003-04	692082		Quick-Code			H001T5
Honda	Prelude	1997-02	692056			Code-Seeker	PGM	HD106-PT
Honda	Prelude	1997-02	692057		Quick-Code			HD106-PT5
Honda	S2000	2000-04	692056			Code-Seeker	PGM	HD106-PT
Honda	S2000	2000-04	692057		Quick-Code			HD106-PT5
Infiniti	FX	2004				Code-Seeker	Consult	
Infiniti	FX	2003	692061			Code-Seeker	Consult	
Infiniti	G20	1999-04				Code-Seeker	Consult	N102T
Infiniti	G35	2003	692061			Code-Seeker	Consult	
Infiniti	G35	2004				Code-Seeker	Consult	N102T
Infiniti	I30, I35	1999-04				Code-Seeker	Consult	
Infiniti	I35	2003	692061			Code-Seeker	Consult	N102T
Infiniti	M45	2003-04	692061			Code-Seeker	Consult	N102T
Infiniti	Q45	1997-04				Code-Seeker	Consult	
Infiniti	QX4	Mid 1999-00	692061			Code-Seeker	Consult	N102T
Infiniti	QX4	2001-04				Code-Seeker	Consult	N102T
Jaguar	XJ & XK Series	1998-04			Quick-Code			
Jaguar	S-Types	2000-04				Code-Seeker	PDU	
Jeep	Cherokee	1998-01	692325	OBP-6		Code-Seeker	DART	Y160-PT
Jeep	Grand Cherokee	1999-04	692325	OBP-6		Code-Seeker	DART	Y160-PT
Jeep	Grand Cherokee	2005	692352	OBP-6		Code-Seeker		
Jeep	Liberty	2002-04	692325	OBP-6		Code-Seeker	DART	Y160-PT
Jeep	Liberty	2005	692352	OBP-6		Code-Seeker		
Jeep	Wrangler	1998-05	692325	OBP-6		Code-Seeker	DART	Y160-PT
Lexus	ES300	1998-01		OBP-6				
Lexus	ES300	2002-03		OBP-9				
Lexus	GS300/400/430	1998-01		OBP-5				
Lexus	GS300/400/430	2002-03		OBP-9				
Lexus	IS300	2001		OBP-5				
Lexus	IS300	2002-03		OBP-9				
Lexus	LS400	1997		OBP-5				TOY40BT4
Lexus	LS400	1998-00		OBP-5				TOY48BT4
Lexus	LS400	2001-03		OBP-9				TOY48BT4
Lexus	LX450	1998-01		OBP-5				
Lexus	LX470	1999-03		OBP-5		Code-Seeker	NGS	
Lexus	RX300	1999-01		OBP-5		Code-Seeker	NGS	
Lexus	RX300	2002-03		OBP-9		Code-Seeker	NGS	
Lexus	SC300/400/430	1998-01		OBP-5		Code-Seeker	NGS	
Lexus	SC300/400/430	2002-03		OBP-9		Code-Seeker	NGS	
Lincoln	Aviator	2003-05	691259	OBP-3		Code-Seeker	NGS	
Lincoln	Blackwood	2002	598333	OBP-3		Code-Seeker	NGS	H72-PT
Lincoln	Blackwood	2002	692574		Quick-Code			
Lincoln	Continental	1998-01	598333	OBP-3		Code-Seeker	NGS	H72-PT

MAKE	MODEL	YEAR(S)	SSC P/N	OBP#	QUICK-CODE	CODE-SEEKER	OE TOOL	EZ#
Lincoln	Continental	1998-01	692574		Quick-Code			
Lincoln	Continental	2002-04	691259	OBP-3		Code-Seeker	NGS	
Lincoln	LS	1999-02	691643	OBP-3		Code-Seeker	NGS	H74-PT
Lincoln	LS	2003-05	691259	OBP-3		Code-Seeker	NGS	
Lincoln	Mark VIII	1997-98	691641			Code-Seeker	NGS	
Lincoln	Navigator	1998	598333	OBP-2			Mazda Device	H72-PT
Lincoln	Navigator	1999-02	598333	OBP-3		Code-Seeker		H72-PT
Lincoln	Navigator	1998-02	692574		Quick-Code			
Lincoln	Navigator	2003-05	691259	OBP-3		Code-Seeker	Mazda Device	
Lincoln	Town Car	1998-01	598333	OBP-3		Code-Seeker	Mazda Device	H72-PT
Lincoln	Town Car	1998-01	692574		Quick-Code			
Lincoln	Town Car	2002-05	691259	OBP-3		Code-Seeker	Mazda Device	
Mazda	6	2003-04				Code-Seeker		
Mazda	626ES/LX-V6-4cyl	1998-99	692080		Quick-Code			MAZ24RT5
Mazda	626ES/LX-V6	2000-02				Code-Seeker	NGS	
Mazda	Miata	2001-03				Code-Seeker	NGS	
Mazda	MPV Van	2000-03				Code-Seeker	NGS	
Mazda	Pickups 3000/4000	1999-01	598333	OBP-3		Code-Seeker	NGS	H72-PT
Mazda	Pickups 3000/4000	2002-04	690212	OBP-3		Code-Seeker	NGS	
Mazda	Tribute	2001-04	691643	OBP-8		Code-Seeker	NGS	H86-PT
Mazda	B3000, B4000	1999-00	692574		Quick-Code			
Mercury	Cougar	1999-02	692055	OBP-3		Code-Seeker	NGS	H73-PT
Mercury	Grand Marquis	1998-02	597603	OBP-3		Code-Seeker	NGS	H72-PT
Mercury	Grand Marquis	1998-02	598333	OBP-3		Code-Seeker	NGS	H72-PT
Mercury	Grand Marquis	2003-04	599179	OBP-3		Code-Seeker	NGS	
Mercury	Grand Marquis	1998-02	692574		Quick-Code			
Mercury	Marauder	2003-05	599179	OBP-3		Code-Seeker	NGS	
Mercury	Mariner	2005	599179	OBP-3		Code-Seeker	NGS	
Mercury	Monterey	2004-05	599179	OBP-3		Code-Seeker	NGS	
Mercury	Montego	2005	599179	OBP-3		Code-Seeker	NGS	
Mercury	Mountaineer	1998-Mid 01	597603	OBP-3		Code-Seeker	NGS	H72-PT
Mercury	Mountaineer	1998-Mid 01	598333	OBP-3		Code-Seeker	NGS	H72-PT
Mercury	Mountaineer	Mid 2001-05	599179	OBP-3		Code-Seeker	NGS	
Mercury	Mountaineer	1998-Mid 01	692574		Quick-Code			
Mercury	Mystique V6 LS	1997-Mid 98	692055	OBP-2		Code-Seeker	NGS	H73-PT
Mercury	Mystique V6 LS	Mid 1998-02	692055	OBP-3		Code-Seeker	NGS	H73-PT
Mercury	Sable LS	1996-99	692574		Quick-Code			
Mercury	Sable LS, SE, SHO	1996-97	597603	OBP-2		Code-Seeker	NGS	H72-PT
Mercury	Sable LS, SE, SHO	1996-97	598333	OBP-2		Code-Seeker	NGS	H72-PT
Mercury	Sable LS, SE, SHO	1998-99	597603	OBP-3		Code-Seeker	MUT-II	H72-PT
Mercury	Sable LS, SE, SHO	1998-99	598333	OBP-3		Code-Seeker	MUT-II	H72-PT
Mercury	Sable GS	1999	597603	OBP-3		Code-Seeker	MUT-II	H72-PT
Mercury	Sable GS	1999	598333	OBP-3		Code-Seeker	MUT-II	H72-PT
Mercury	Sable GS	1998-99	692574		Quick-Code			
Mercury	Sable GS & LS	2000-04	599179	OBP-3		Code-Seeker	MUT-II	
Mercury	Sable Wagon	2000-03	599114	OBP-3		Code-Seeker	MUT-II	
Mitsubishi	Diamante	2000-Mid 01	692058			Code-Seeker	MUT-II	MIT8-PT
Mitsubishi	Diamante	Mid 2001-03				Code-Seeker	MUT-II	

OBP: ON-BOARD PROGRAMMING

MAKE	MAKE	YEAR(S)	SSC P/N	OBP#	QUICK-CODE	CODE-SEEKER	OE TOOL	EZ#
Mitsubishi	Eclipse	2000-Mid 01	692354			Code-Seeker	MUT-II	MIT9-PT
Mitsubishi	Eclipse	Mid 2001-04	692353			Code-Seeker	MUT-II	
Mitsubishi	Endeavor	2004	692353			Code-Seeker	MUT-II	
Mitsubishi	Endeavor	2005	692562			Code-Seeker	MUT-II	
Mitsubishi	Galant	2000-Mid 01	692354			Code-Seeker	MUT-II	MIT9-PT
Mitsubishi	Galant	Mid 2001-03	692353			Code-Seeker		
Mitsubishi	Galant	2004	692562			Code-Seeker		
Mitsubishi	Lancer Evo	2003-04				Code-Seeker		
Mitsubishi	Montero & Montero Sport	2000-Mid 01	692058			Code-Seeker		MIT8-PT
Mitsubishi	Montero & Montero Sport	Mid 2001-04				Code-Seeker		
Mitsubishi	Outlander	2004				Code-Seeker	MUT-II	
Nissan	350Z	2003-04				Code-Seeker	Consult	
Nissan	Altima	2000-03	692060			Code-Seeker	Consult	NI01T
Nissan	Maxima	1999-00				Code-Seeker		
Nissan	Maxima	2001-03				Code-Seeker	Consult	NI02T
Nissan	Maxima	2004				Code-Seeker	Consult	
Nissan	Murano	2003	692061			Code-Seeker	Consult	
Nissan	Murano	2004				Code-Seeker	Consult	
Nissan	Pathfinder	Mid 1999-04	692061			Code-Seeker	Consult	NI02T
Nissan	Pathfinder Armada	2004				Code-Seeker	Consult	
Nissan	Quest	2004				Code-Seeker	Consult	
Nissan	Sentra	2000-04	692061			Code-Seeker	Consult	NI02T
Nissan	Titan	2004				Code-Seeker	Consult	
Nissan	X-Terra	2003-04	692061			Code-Seeker	Consult	NI02T
Oldsmobile	Aurora	2000-04	690898	OBP-1 or 7			Tech II	B99-PT
Oldsmobile	Aurora	2000-04	692065		Quick-Code		Tech II	B99-PT5
Oldsmobile	Silhouette	1999-04	690552	OBP-1			Tech II	B97-PT
Oldsmobile	Silhouette	1999-04	692064		Quick-Code		Tech II	B97-PT5
Plymouth	Breeze	2000	692325	OBP-6		Code-Seeker	DART	Y160-PT
Plymouth	Neon	2000-01	692325	OBP-6		Code-Seeker	DART	Y160-PT
Plymouth	Voyager, Grand Voyager	2001	692325	OBP-6		Code-Seeker	DART	Y160-PT
Pontiac	Aztek	2001-04	690898	OBP-1			DART	B99-PT
Pontiac	Aztek	2001-04	692065		Quick-Code			B99-PT5
Pontiac	Bonneville	2000-04	690898	OBP-1			Tech II	B99-PT
Pontiac	Bonneville	2000-04	692065		Quick-Code			B99-PT5
Pontiac	G6	2005	692361					
Pontiac	Grand Prix	2000-03	690556	OBP-1			Tech II	B103-PT
Pontiac	Grand Prix	2000-03	692064		Quick-Code			B103-PT5
Pontiac	Grand Prix	2004		OBP-1			Tech II	PT04-PT
Pontiac	Grand Prix	2004	692138		Quick-Code			PT04-PT5
Pontiac	Montana	1999-04	690552	OBP-1			Tech II	B97-PT
Pontiac	Montana	1999-04	692064		Quick-Code			B97-PT5
Porsche	Boxster	1997-98			Quick-Code			
Porsche	Boxster	1997-04				Code-Seeker		
Saab	9.3, 9.5	1999-01			Quick-Code			
Toyota	4-Runner	1998-02	692062	OBP-5		Code-Seeker		TOY43AT4
Toyota	4-Runner	2003-04		OBP-9		Code-Seeker		TOY43AT4
Toyota	Avalon XL / XLS	1998-01	692062	OBP-5		Code-Seeker		TOY43AT4
Toyota	Avalon XL / XLS	2002-04	692062	OBP-9		Code-Seeker		TOY43AT4

OBP: ON-BOARD PROGRAMMING

MAKE	MODEL	YEAR(S)	SSC P/N	OBP #	QUICK-CODE	CODE-SEEKER	OE TOOL	EZ #
Toyota	Camry	2002-03	692062	OBP-9		Code-Seeker		TOY43AT4
Toyota	Camry LE / XLE	1998-01	692062	OBP-5		Code-Seeker		TOY43AT4
Toyota	Highlander	2001	692062	OBP-5		Code-Seeker		TOY43AT4
Toyota	Highlander	2002-03	692062	OBP-9		Code-Seeker		TOY43AT4
Toyota	Land Cruiser	1999-01	692062	OBP-5		Code-Seeker		TOY43AT4
Toyota	Land Cruiser	2002	692062	OBP-9		Code-Seeker		TOY43AT4
Toyota	MR2 Spider	2001		BP-5		Code-Seeker		
Toyota	MR2 Spider	2002-03		OBP-9		Code-Seeker		
Toyota	Prius	2001	692062	OBP-5		Code-Seeker		TOY43AT4
Toyota	Prius	2002-03	692062	OBP-9		Code-Seeker		TOY43AT4
Toyota	RAV 4	2000-03	692062			Code-Seeker		TOY43AT4
Toyota	Sequoia	2001	692062	OBP-5		Code-Seeker		TOY43AT4
Toyota	Sequoia	2002	692062	OBP-9		Code-Seeker		TOY43AT4
Toyota	Sienna Van	1998-01	692062	OBP-5		Code-Seeker		TOY43AT4
Toyota	Sienna Van	2002-03	692062	OBP-9		Code-Seeker		TOY43AT4
Toyota	Solara	1999-01	692062	OBP-5		Code-Seeker		TOY43AT4
Toyota	Solara	2002-03	692062	OBP-9		Code-Seeker		TOY43AT4
VW	Beetle	2000-04					VAG	
VW	Passat	2001-04					VAG	
VW	Golf	2000-04					VAG	
VW	Jetta	2000-04					VAG	
VW	Cabrio	2000-02					VAG	
VW	EuroVan	2001-04					VAG	

KEY BLANKS



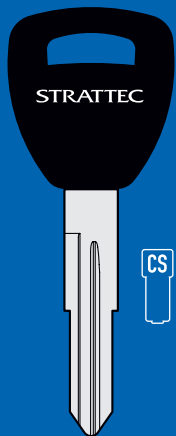
= QC

QUICK-CODE compatible
or equivalent tool



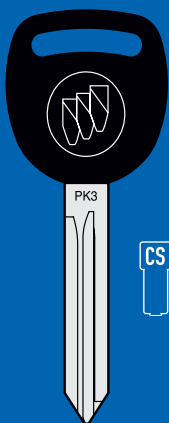
= CS

CODE-SEEKER compatible
or equivalent tool



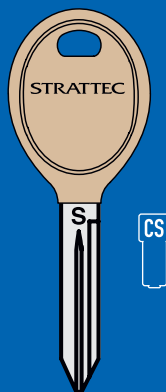
692246

ACURA
HONDA



691205

BUICK



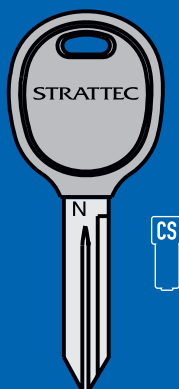
692352

CHRYSLER
DODGE



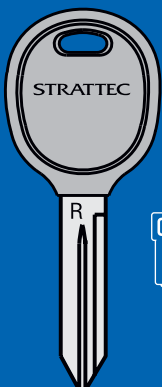
692325

CHRYSLER
DODGE
JEEP



692353

CHRYSLER



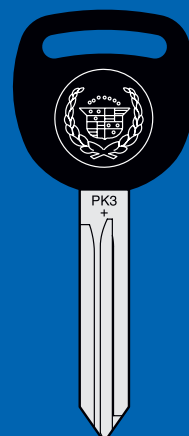
692354

CHRYSLER



692139

CADILLAC



692383

CADILLAC



General Motors Trademarks are used under
license to STRATTEC Security Corporation



KEY BLANKS



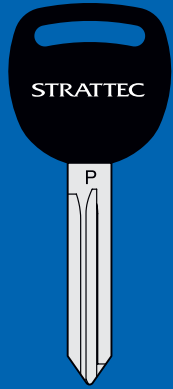
= QC

QUICK-CODE compatible or equivalent tool



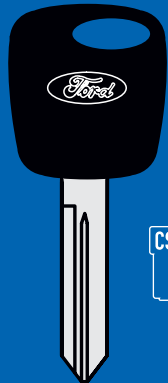
= CS

CODE-SEEKER compatible or equivalent tool



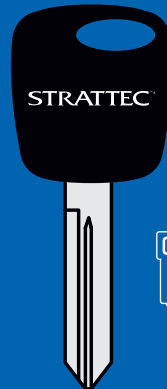
692361

CHEVROLET



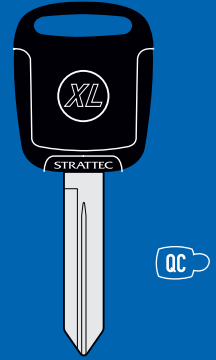
597602

FORD



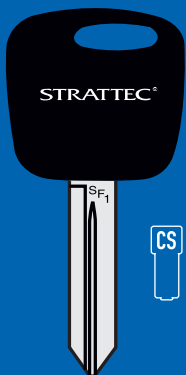
598333

FORD
LINCOLN
MAZDA
MERCURY



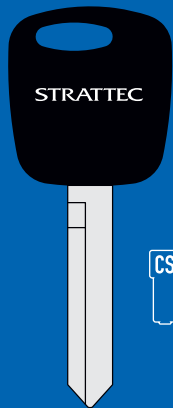
692574

FORD
LINCOLN
MAZDA
MERCURY



691643

FORD



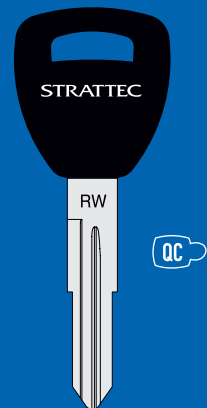
692055

FORD (10 CUT)



599114

FORD



692057

HONDA

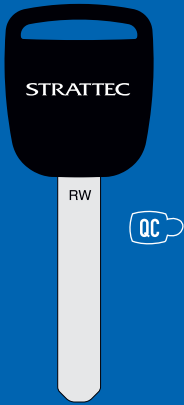
KEY BLANKS



QUICK-CODE compatible
or equivalent tool

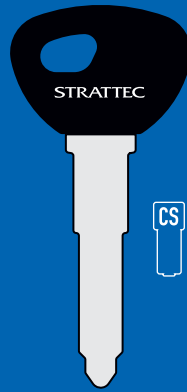


CODE-SEEKER compatible or
equivalent tool



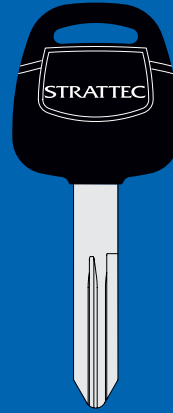
692082

HONDA



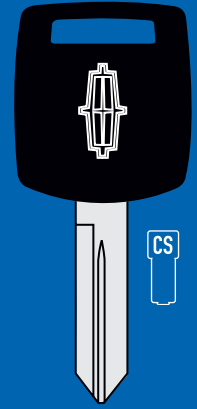
692247

HONDA



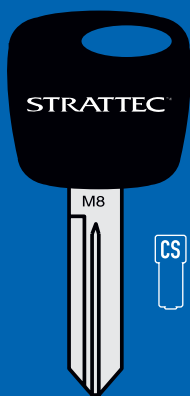
692061

INFINITI



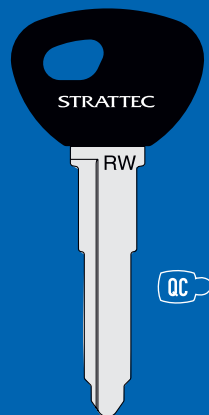
691259

LINCOLN



691641

LINCOLN



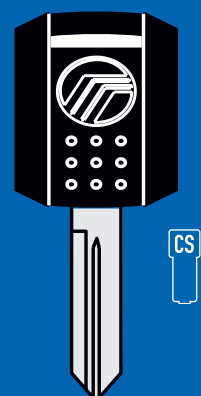
692080

MAZDA




597603

MERCURY



599179

MERCURY



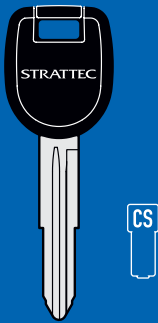
KEY BLANKS



QC QUICK-CODE compatible or equivalent tool

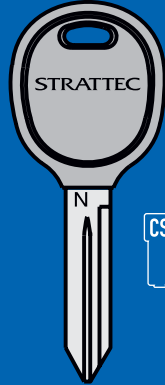


CS CODE-SEEKER compatible or equivalent tool



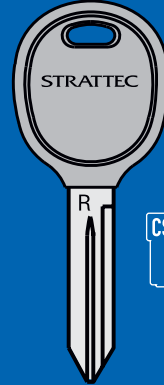
692058

MITSUBISHI



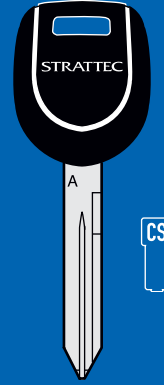
692353

MITSUBISHI



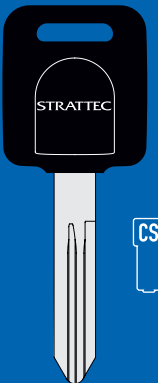
692354

MITSUBISHI



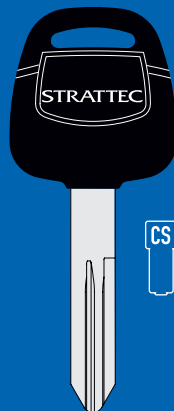
692562

MITSUBISHI



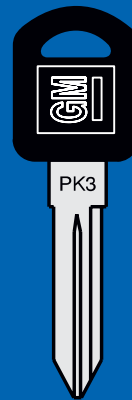
692060

NISSAN



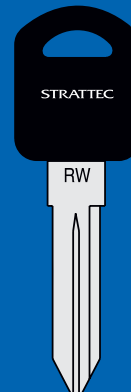
692061

NISSAN



690552

OLDSMOBILE
BUICK
PONTIAC



692064

OLDSMOBILE
BUICK
PONTIAC

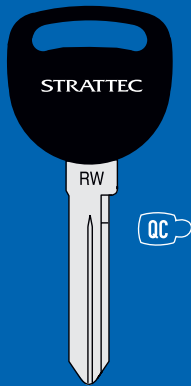
KEY BLANKS



=  QUICK-CODE compatible
or equivalent tool

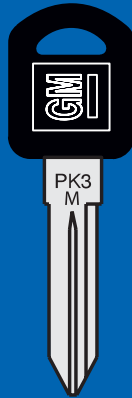


= CODE-SEEKER compatible or
equivalent tool



692065

OLDSMOBILE
BUICK
CADILLAC
PONTIAC



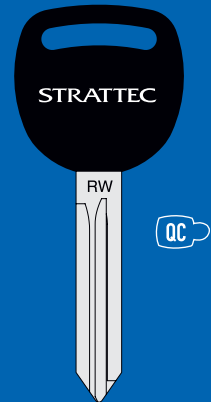
690556

PONTIAC



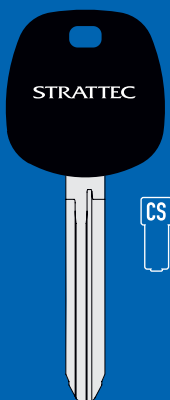
690898

PONTIAC
BUICK
CADILLAC
OLDSMOBILE



692138

PONTIAC



692062

TOYOTA



General Motors Trademarks are used under
license to STRATTEC Security Corporation



