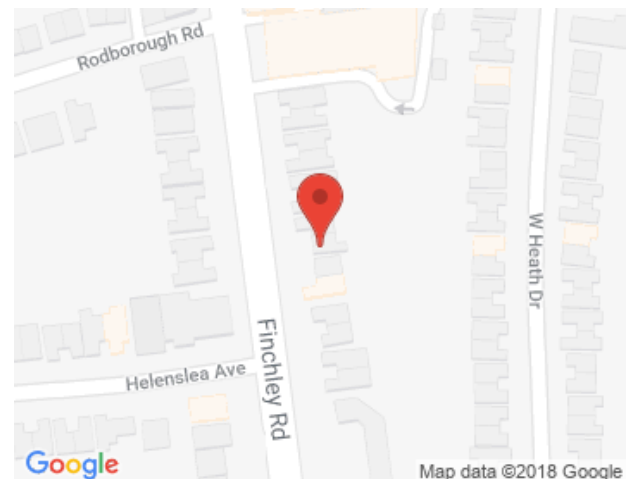


FINCHLEY ROAD, GOLDERS GREEN, NW11
£1,582 per month + fees, For long let



DREAMVIEW ESTATES ARE PLEASE TO BRING TO THE MARKET THIS FABULOUS RECENTLY REFURBISHED 2 DOUBLE BED APARTMENT ON 1ST FLOOR. ACCOMMODATION INCLUDES 2 BATHROOMS (1 EN-SUITE) A LARGE LIVING ROOM AND A FULLY FITTED KITCHEN





Dreamview Estates give notice to anyone reading these particulars that: (i) these particulars do not constitute part of an offer or contract; (ii) these particulars and any pictures or plans represent the opinion of the author and are given in good faith for guidance only and must not be construed as statements of fact; (iii) nothing in the particulars shall be deemed a statement that the property is in good condition otherwise; we have not carried out a structural survey of the property and have not tested the services, appliances or specified fittings.

Long Description

DREAMVIEW ESTATES ARE PLEASE TO BRING TO THE MARKET THIS FABULOUS 2 DOUBLE BEDROOM APARTMENT ON THE FIRST FLOOR. ACCOMMODATION INCLUDES 2 BATHROOMS (1 EN-SUITE) A LARGE LIVING ROOM AND A FULLY FITTED KITCHEN. THE APARTMENT HAS RECENTLY BEEN REFURBISHED TO A HIGH STANDARD THROUGHOUT AND SHOULD BE VIEWED AS SOON AS POSSIBLE

ADMIN FEES:-

UP TO £230 = £90 INC VAT.

UP TO £350 PW = £120 INC VAT.

OVER £350 PW = £156 INC VAT.

NB:

FOR LETTINGS OF OVER 3 TENANTS WE CHARGE AN ADDITIONAL £48 PP INC VAT

INVENTORY CHARGES:-

FROM £90 - £250 DEPENDING ON SIZE OF PROPERTY.

PLEASE BE ADVISED TENANTS WITH PETS MAY BE REQUESTED FOR LARGER DEPOSITS BETWEEN 2 AND 8 WEEKS ADDITIONALLY.

WE ACCEPT PAYMENT BY DEBIT AND CREDIT CARDS:

UK DEBIT CARD CHARGE = £2.50 PER TRANSACTION

UK CREDIT AND INTERNATIONAL CARDS = 3% OF SUM

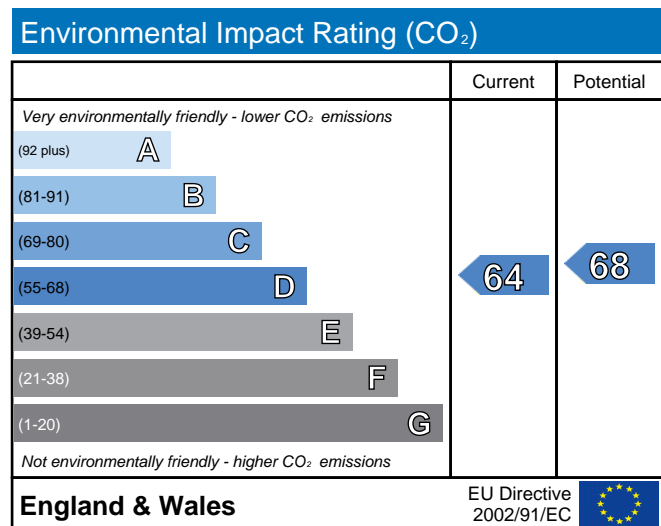
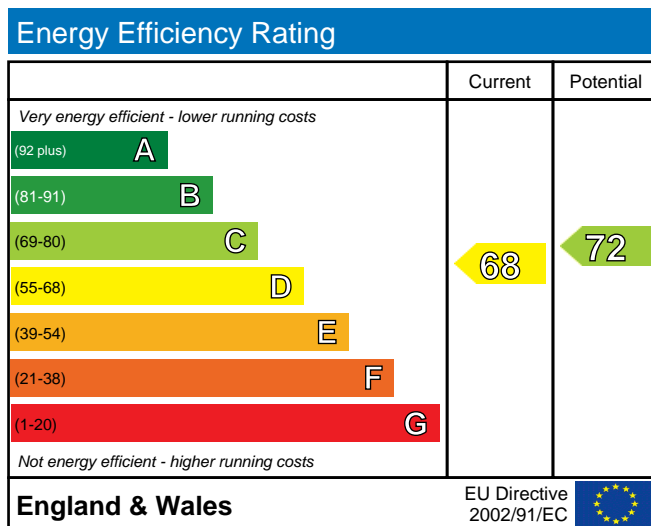
Energy Performance Certificate



596a Finchley Road
LONDON
NW11 7RX

Dwelling type: Mid-floor flat
Date of assessment: 02 September 2009
Date of certificate: 04 September 2009
Reference number: 8321-6921-6090-6622-2002
Total floor area: 74 m²

This home's performance is rated in terms of the energy use per square metre of floor area, energy efficiency based on fuel costs and environmental impact based on carbon dioxide (CO₂) emissions.



The energy efficiency rating is a measure of the overall efficiency of a home. The higher the rating the more energy efficient the home is and the lower the fuel bills are likely to be.

The environmental impact rating is a measure of a home's impact on the environment in terms of carbon dioxide (CO₂) emissions. The higher the rating the less impact it has on the environment.

Estimated energy use, carbon dioxide (CO₂) emissions and fuel costs of this home

	Current	Potential
Energy use	258 kWh/m ² per year	230 kWh/m ² per year
Carbon dioxide emissions	3.2 tonnes per year	2.8 tonnes per year
Lighting	£75 per year	£38 per year
Heating	£474 per year	£445 per year
Hot water	£88 per year	£89 per year

Based on standardised assumptions about occupancy, heating patterns and geographical location, the above table provides an indication of how much it will cost to provide lighting, heating and hot water to this home. The fuel costs only take into account the cost of fuel and not any associated service, maintenance or safety inspection. This certificate has been provided for comparative purposes only and enables one home to be compared with another. Always check the date the certificate was issued, because fuel prices can increase over time and energy saving recommendations will evolve.

To see how this home can achieve its potential rating please see the recommended measures.



This EPC and recommendations report may be given to the Energy Saving Trust to provide you with information on improving your dwelling's energy performance.

For advice on how to take action and to find out about offers available to help make your home more energy efficient call 0800 512 012 or visit www.energysavingtrust.org.uk/myhome

About this document

The Energy Performance Certificate for this dwelling was produced following an energy assessment undertaken by a qualified assessor, accredited by BRE Certification, to a scheme authorised by the Government. This certificate was produced using the RdSAP 2005 assessment methodology and has been produced under the Energy Performance of Buildings (Certificates and Inspections)(England and Wales) Regulations 2007 as amended. A copy of the certificate has been lodged on a national register.

Assessor's accreditation number: BREC200560
Assessor's name: Edmund Cheng
Company name/trading name: Edmund Cheng
Address: 53, Norfolk Avenue, Watford,
Hertfordshire, WD24 7DZ
Phone number: 07973 781 942
Fax number:
E-mail address: e.cheng@zen.co.uk
Related party disclosure:

If you have a complaint or wish to confirm that the certificate is genuine

Details of the assessor and the relevant accreditation scheme are as above. You can get contact details of the accreditation scheme from their website at www.breassessor.co.uk together with details of their procedures for confirming authenticity of a certificate and for making a complaint.

About the building's performance ratings

The ratings on the certificate provide a measure of the building's overall energy efficiency and its environmental impact, calculated in accordance with a national methodology that takes into account factors such as insulation, heating and hot water systems, ventilation and fuels used. The average Energy Efficiency Rating for a dwelling in England and Wales is band E (rating 46).

Not all buildings are used in the same way, so energy ratings use 'standard occupancy' assumptions which may be different from the specific way you use your home. Different methods of calculation are used for homes and for other buildings. Details can be found at www.communities.gov.uk/epbd

Buildings that are more energy efficient use less energy, save money and help protect the environment. A building with a rating of 100 would cost almost nothing to heat and light and would cause almost no carbon emissions. The potential ratings in the certificate describe how close this building could get to 100 if all the cost effective recommended improvements were implemented.

About the impact of buildings on the environment

One of the biggest contributors to global warming is carbon dioxide. The way we use energy in buildings causes emissions of carbon. The energy we use for heating, lighting and power in homes produces over a quarter of the UK's carbon dioxide emissions and other buildings produce a further one-sixth.

The average household causes about 6 tonnes of carbon dioxide every year. Adopting the recommendations in this report can reduce emissions and protect the environment. You could reduce emissions even more by switching to renewable energy sources. In addition there are many simple everyday measures that will save money, improve comfort and reduce the impact on the environment. Some examples are given at the end of this report.

Visit the Government's website at www.communities.gov.uk/epbd to:

- Find how to confirm the authenticity of an energy performance certificate.
- Find how to make a complaint about a certificate or the assessor who produced it.
- Learn more about the national register where this certificate has been lodged - the Government is the controller of the data on the register.
- Learn more about energy efficiency and reducing energy consumption.

Recommended measures to improve this home's energy performance

596a Finchley Road
LONDON
NW11 7RX

Date of certificate: 04 September 2009
Reference number: 8321-6921-6090-6622-2002

Summary of this home's energy performance related features

The following is an assessment of the key individual elements that have an impact on this home's performance rating. Each element is assessed against the following scale: Very poor / Poor / Average / Good / Very good.

Elements	Description	Current performance	
		Energy Efficiency	Environmental
Walls	Solid brick, as built, no insulation (assumed)	Very poor	Very poor
Roof	(another dwelling above)	-	-
Floor	(other premises below)	-	-
Windows	Single glazed	Very poor	Very poor
Main heating	Boiler and radiators, mains gas	Good	Good
Main heating controls	Programmer, room thermostat and TRVs	Average	Average
Secondary heating	None	-	-
Hot water	From main system	Good	Good
Lighting	No low energy lighting	Very poor	Very poor
Current energy efficiency rating		D 68	
Current environmental impact (CO ₂) rating			D 64

Low and zero carbon energy sources

None

Recommendations

The measures below are cost effective. The performance ratings after improvement listed below are cumulative, that is they assume the improvements have been installed in the order that they appear in the table.

Lower cost measures (up to £500)	Typical savings per year	Performance ratings after improvement	
		Energy efficiency	Environmental
1 Low energy lighting for all fixed outlets	£30	C 70	D 65
Sub-total	£30		
Higher cost measures			
2 Replace boiler with Band A condensing boiler	£36	C 72	D 68
Total	£66		
Potential energy efficiency rating		C 72	
Potential environmental impact (CO₂) rating			D 68

Further measures to achieve even higher standards

The further measures listed below should be considered in addition to those already specified if aiming for the highest possible standards for this home. However you should check the conditions in any covenants, planning conditions, warranties or sale contracts.

3 Replace single glazed windows with low-E double glazing	£44	C 75	C 71
4 50 mm internal or external wall insulation	£155	B 84	B 82
Enhanced energy efficiency rating		B 84	
Enhanced environmental impact (CO₂) rating			B 82

Improvements to the energy efficiency and environmental impact ratings will usually be in step with each other. However, they can sometimes diverge because reduced energy costs are not always accompanied by a reduction in carbon dioxide (CO₂) emissions.

About the cost effective measures to improve this home's performance ratings

If you are a tenant, before undertaking any work you should check the terms of your lease and obtain approval from your landlord if the lease either requires it, or makes no express provision for such work.

Lower cost measures (typically up to £500 each)

These measures are relatively inexpensive to install and are worth tackling first. Some of them may be installed as DIY projects. DIY is not always straightforward, and sometimes there are health and safety risks, so take advice before carrying out DIY improvements.

1 Low energy lighting

Replacement of traditional light bulbs with energy saving recommended ones will reduce lighting costs over the lifetime of the bulb, and they last up to 12 times longer than ordinary light bulbs. Also consider selecting low energy light fittings when redecorating; contact the Lighting Association for your nearest stockist of Domestic Energy Efficient Lighting Scheme fittings.

Higher cost measures (typically over £500 each)

2 Band A condensing boiler

A condensing boiler is capable of much higher efficiencies than other types of boiler, meaning it will burn less fuel to heat this property. This improvement is most appropriate when the existing central heating boiler needs repair or replacement, but there may be exceptional circumstances making this impractical. Condensing boilers need a drain for the condensate which limits their location; remember this when considering remodelling the room containing the existing boiler even if the latter is to be retained for the time being (for example a kitchen makeover). Building Regulations apply to this work, so your local authority building control department should be informed, unless the installer is registered with a competent persons scheme¹, and can therefore self-certify the work for Building Regulation compliance. Ask a qualified heating engineer to explain the options.

About the further measures to achieve even higher standards

Further measures that could deliver even higher standards for this home. You should check the conditions in any covenants, planning conditions, warranties or sale contracts before undertaking any of these measures. If you are a tenant, before undertaking any work you should check the terms of your lease and obtain approval from your landlord if the lease either requires it, or makes no express provision for such work.

3 Double glazing

Double glazing is the term given to a system where two panes of glass are made up into a sealed unit. Replacing existing single-glazed windows with double glazing will improve comfort in the home by reducing draughts and cold spots near windows. Double-glazed windows may also reduce noise, improve security and combat problems with condensation. Building Regulations apply to this work, so either use a contractor who is registered with a competent persons scheme¹ or obtain advice from your local authority building control department.

4 Internal or external wall insulation

Solid wall insulation involves adding a layer of insulation to either the inside or the outside surface of the external walls, which reduces heat loss and lowers fuel bills. As it is more expensive than cavity wall insulation it is only recommended for walls without a cavity, or where for technical reasons a cavity cannot be filled. Internal insulation, known as dry-lining, is where a layer of insulation is fixed to the inside surface of external walls; this type of insulation is best applied when rooms require redecorating and can be installed by a competent DIY enthusiast. External solid wall insulation is the application of an insulant and a weather-protective finish to the outside of the wall. This may improve the look of the home, particularly where existing brickwork or rendering is poor, and will provide long-lasting weather protection. Further information can be obtained from the National Insulation Association (www.nationalinsulationassociation.org.uk). It should be noted that planning permission might be required.

¹ For information on competent persons schemes enter "existing competent person schemes" into an internet search engine or contact your local Energy Saving Trust advice centre on 0800 512 012.

What can I do today?

Actions that will save money and reduce the impact of your home on the environment include:

- Ensure that you understand the dwelling and how its energy systems are intended to work so as to obtain the maximum benefit in terms of reducing energy use and CO₂ emissions.
- Check that your heating system thermostat is not set too high (in a home, 21°C in the living room is suggested) and use the timer to ensure you only heat the building when necessary.
- Turn off lights when not needed and do not leave appliances on standby. Remember not to leave chargers (e.g. for mobile phones) turned on when you are not using them.
- Close your curtains at night to reduce heat escaping through the windows.
- If you're not filling up the washing machine, tumble dryer or dishwasher, use the half-load or economy programme.

¹ For information on competent persons schemes enter "existing competent person schemes" into an internet search engine or contact your local Energy Saving Trust advice centre on 0800 512 012.